

Chirotopic response of microswimmers in fluids with odd viscosity

Yuto Hosaka,^{1,*} Michalis Chatzittofi,¹ Ramin Golestanian,^{1,2,†} and Andrej Vilfan^{1,3,‡}

¹Max Planck Institute for Dynamics and Self-Organization (MPI-DS), Am Fassberg 17, 37077 Göttingen, Germany

²Rudolf Peierls Centre for Theoretical Physics, University of Oxford, Oxford OX1 3PU, United Kingdom

³Jožef Stefan Institute, 1000 Ljubljana, Slovenia

Odd viscosity is a property of chiral active fluids with broken time-reversal and parity symmetries. We show that the flow of such a fluid around a rotating axisymmetric body is exactly solvable and use this solution to determine the orientational dynamics of surface-driven microswimmers. Swimmers with a force-dipole moment exhibit precession around the axis of the odd viscosity. In addition, pushers show bimodal chirotopaxis, i.e., alignment parallel or antiparallel to the axis, while pullers orbit in a plane perpendicular to it. A chiral swimmer that itself has a broken parity symmetry can exhibit unimodal chirotopaxis and always align in the same direction.

The diversity and versatility of nonequilibrium behavior in active matter systems [1–4] and the possibilities to control them have in recent years provided a promising roadmap to the realization of new forms of self-organization [5–15]. To understand such complex phenomena, it is essential to be able to perform a systematic bottom-up characterization of the mechanisms of nonequilibrium activity and the responses of individual active agents to external cues as well as physical interactions from other agents. Such systematic coarse-graining approaches can reveal nontrivial large-scale phenomena with emergent properties, which cannot always be predicted from general symmetry considerations. In living systems, microorganisms adapt their movement to environmental cues through a series of processes called taxes [16]. These include chemotaxis [17] and thermotaxis [18], as well as alignment responses such as phototaxis [19–21], magnetotaxis [22], gravitaxis or the related gyrotaxis for bottom-heavy organisms [23], and rheotaxis in a shear flows [24]. Similar responses have also been realized in various artificial microswimmers [25–29].

Although microswimmers, whether living or synthetic, have been studied in aqueous environments, they themselves can exhibit active properties by violating symmetries that would be conserved in classical systems [30]. Fluids with broken time-reversal and parity symmetries can have a peculiar transport coefficient called *odd viscosity* [31–33]. This viscosity has a number of unusual properties [34, 35], such as being dissipationless, allowing topological sound waves [36, 37] and leading to nonreciprocal (transverse) response. The latter appears as the antisymmetric component in the Green function [38–42] or in the resistance tensor (or its consequence as lift or Magnus forces) [42–44]. The asymmetric resistance tensor in such chiral active flows indicates the violation of the Onsager reciprocity that requires a conserved time-reversal symmetry [45, 46]. In artificial or even living systems, chiral active matter is abundant on nano- to

macroscales, e.g., from rotary membrane proteins [47] to active nematic cells [48–50] or chiral assemblies of bacteria [51, 52], colloidal spinners [13, 14, 53–56], swimming algae [57] or starfish embryos [58]. In particular, odd viscosity has been observed in a fluid of rotating particles in experimental [59–61] and numerical studies [62–65]. When a microswimmer, either shape-changing [66], dipolar [67], or surface-driven [44], is immersed in a fluid with odd viscosity, it can exhibit transverse motion. This leads to the question about the orientational dynamics of a microswimmer in an odd-viscous fluid.

Here we discuss the rotational dynamics of surface-driven spherical microswimmers (squirmer) in fluids with odd viscosity (Fig. 1). By finding an exact solution of the “odd” Stokes flow around a rotating axisymmetric body and applying the generalized Lorentz reciprocal theorem, we derive the angular velocity of a swimmer with an arbitrary surface velocity profile. We show that the force-dipole (stresslet) moment of a swimmer interacting with the chiral nature of the fluid can lead to intriguing orientational dynamics (Fig. 2), unlike standard fluids without odd viscosity. In analogy to the tactic response of microorganisms, we denote this effect as *chirotopaxis*. In fluids with odd viscosity (axis of chirality \mathbf{e}), the angular

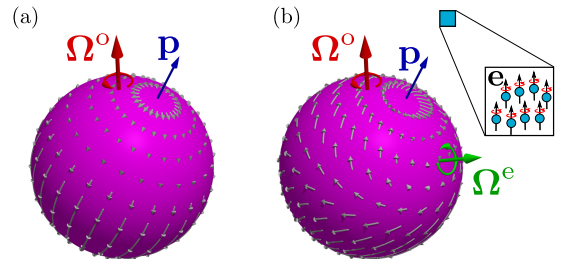


FIG. 1. A surface-driven microswimmer with orientation \mathbf{p} immersed in a three-dimensional fluid with an odd viscosity η^o (e.g., a fluid composed of the microscopic components that collectively self-rotate around the axis \mathbf{e}). (a) An achiral pusher shows rotation with angular velocity Ω^o , which leads to alignment in $\pm\mathbf{e}$ -directions (*bimodal chirotopaxis*). (b) A chiral swimmer with an additional intrinsic angular velocity Ω^e can align in a single direction (*unimodal chirotopaxis*).

* yuto.hosaka@ds.mpg.de

† ramin.golestanian@ds.mpg.de

‡ andrej.vilfan@ds.mpg.de

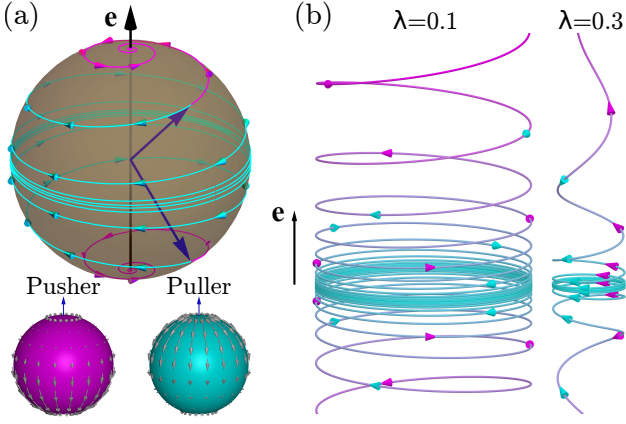


FIG. 2. Bimodal chiro taxis. (a) Time evolution of the swimmer orientation \mathbf{p} with the squirming mode B_2 [Eq. (11)] with two different initial orientations (blue arrows). Pullers ($B_2 > 0$, cyan) converge towards circling in a plane perpendicular to \mathbf{e} . Pushers ($B_2 < 0$, magenta) align towards $+\mathbf{e}$ or $-\mathbf{e}$ directions, depending on their initial orientation. The odd-to-even viscosity ratio is $\lambda = 0.3$. (b) Trajectories followed by a microswimmer with translational velocity $V\mathbf{p}$ for $\lambda = 0.1$ (left trace) and $\lambda = 0.3$ (right trace).

velocity of a swimmer with orientation \mathbf{p} is given by

$$\Omega^o = \Omega_{Sp}(\mathbf{e} \cdot \mathbf{p})\mathbf{p} + \Omega_{Pr}\mathbf{e} + \Omega_{Ch}(\mathbf{e} \cdot \mathbf{p})\mathbf{e} \times \mathbf{p}. \quad (1)$$

While undergoing spinning [Ω_{Sp} ; see Eq. (8)] and precession [Ω_{Pr} ; see Eq. (9)] around the axis \mathbf{e} , the swimmer exhibits *bimodal chiro taxis* [Ω_{Ch} ; see Eq. (10)]. We find that a pusher swimmer ($\Omega_{Ch} < 0$) aligns itself along the directions $\pm\mathbf{e}$ whereas a puller ($\Omega_{Ch} > 0$) orbits in a plane perpendicular to \mathbf{e} . Moreover, a chiral swimmer with an additional intrinsic angular velocity exhibits *unimodal chiro taxis* along a single direction (see Supplemental Material for a video [68]). For symmetry reasons, chiro taxis is only possible in quadratic order or higher in odd viscosity. This novel orientational dynamics is therefore closely related to the exact solution of the swirling flow problems, as we demonstrate below.

Odd Stokes flows.—We start by considering the three-dimensional (3D) incompressible force-free Stokes flow with the governing equations $\partial_j \sigma_{ij} = 0$ and $\partial_i v_i = 0$, where the stress tensor is given by $\sigma_{ij} = -p\delta_{ij} + \eta_{ijkl}\partial_\ell v_k$ with the velocity field \mathbf{v} , the pressure field p , and the viscosity tensor $\boldsymbol{\eta}$. For a fluid with odd viscosity, the viscosity tensor $\boldsymbol{\eta} = \boldsymbol{\eta}^e + \boldsymbol{\eta}^o$ consists of a symmetric (even) part $\boldsymbol{\eta}^e$ and an antisymmetric (odd) part $\boldsymbol{\eta}^o$ [31, 32], which have the following relations under the exchange of indices $ij \leftrightarrow k\ell$, $\eta_{ijkl}^e = \eta_{klij}^e$ and $\eta_{ijkl}^o = -\eta_{klij}^o$. As a minimal model we consider a fluid with a single odd viscosity [72]. The tensor $\boldsymbol{\eta}^o$ can therefore be characterized by a constant coefficient, which we denote by η^o . This system breaks parity symmetry while maintaining cylindrical symmetry about some axis. If we represent this axis as \mathbf{e} , the stress tensor reads

$$\sigma_{ij} = -p\delta_{ij} + 2\eta^e E_{ij} + \eta^o e_\ell (\epsilon_{lik} E_{kj} + \epsilon_{ljk} E_{ki}), \quad (2)$$

where η^e is the even (shear) viscosity, $E_{ij} = (\partial_i v_j + \partial_j v_i)/2$ is the strain-rate tensor, and ϵ is the 3D Levi-Civita tensor. The odd Stokes equation thus reads [72]

$$\eta^e \nabla^2 \mathbf{v} - \frac{\eta^o}{2} \mathbf{e} \cdot \nabla \boldsymbol{\omega} - \nabla P = \mathbf{0}, \quad (3)$$

with the vorticity $\boldsymbol{\omega} = \nabla \times \mathbf{v}$ and the effective pressure $P = p - \eta^o \mathbf{e} \cdot \boldsymbol{\omega}$. Equivalently, one finds through $\nabla \cdot \mathbf{v} = 0$

$$\eta^e \nabla^2 \mathbf{v} - \frac{\eta^o}{2} \mathbf{e} \times (\nabla^2 \mathbf{v}) - \nabla P^* = \mathbf{0}, \quad (4)$$

where we have redefined the pressure $P^* = p - (\eta^o/2)\mathbf{e} \cdot \boldsymbol{\omega}$.

Typically, 2D systems with odd viscosity are defined by a flat and thin fluid layer normal to the direction \mathbf{e} [32, 33, 66, 69]. Assuming no spatial dependence of the velocity and pressure fields along \mathbf{e} , the second term in Eq. (3) vanishes, which recovers the classical Stokes equation with the effective pressure P . As the odd viscosity does not enter directly into this 2D hydrodynamic equation, the flow field is independent of η^o as long as the boundary conditions include only the velocity field (e.g., no-slip boundaries) [69].

In the following, we show that the 3D velocity field is also unaffected by odd viscosity in the case of any swirling flow, i.e., a purely azimuthal flow resulting from the rotation of an axisymmetric body. We start by noting that in the absence of odd viscosity, the swirling flow is pressureless, $p = \text{const}$, for symmetry reasons. In the classical Stokes equation, these flows satisfy $\nabla^2 \mathbf{v} = \mathbf{0}$. It is evident from Eq. (4) that the same flow satisfies the odd Stokes equation with the pressure $p = (\eta^o/2)\mathbf{e} \cdot \boldsymbol{\omega}$. We have thus shown that all flows that are pressureless in conventional fluids remain unaltered in the presence of odd viscosity. Despite its resemblance, the expression for the effective pressure P^* differs from P [defined in Eq. (3)] that absorbs the effects of odd viscosity in 2D fluids [33, 69]. The apparent contradiction in 2D flows with $\nabla^2 \mathbf{v} = \mathbf{0}$, where both prefactors should hold, is easily resolved because $\nabla \boldsymbol{\omega}$ vanishes in a 2D flow that is pressureless [73].

Rigid rotation of a sphere.—We now solve the flow around a no-slip sphere of radius a rotating with the angular velocity $\hat{\Omega}$. We label all quantities with the symbol $\hat{\cdot}$ because they will take the role of the auxiliary problem in the next section. The no-slip boundary states $\hat{\mathbf{v}} = \hat{\Omega} \times \mathbf{r} = a\hat{\Omega} \times \mathbf{n}$ at $r = a$, where \mathbf{n} is a surface normal pointing into the fluid. In classical fluids, the solution is a rotlet $\hat{\mathbf{v}} = (a^3/r^3)\hat{\Omega} \times \mathbf{r}$ [74]. The corresponding strain-rate tensor is then obtained as $\hat{\mathbf{E}} = 3a^3/(2r^5)[(\mathbf{r} \times \hat{\Omega})\mathbf{r} + \mathbf{r}(\mathbf{r} \times \hat{\Omega})]$. Because of $\nabla^2 \hat{\mathbf{v}} = \mathbf{0}$, the rotlet is pressureless, like any other swirling flow. As shown above, the same flow also satisfies the odd Stokes equation by setting the pressure $\hat{p} = (\hat{\eta}^o/2)\mathbf{e} \cdot \hat{\boldsymbol{\omega}}$. Since the vorticity calculated above is expressed with a source dipole [75], the pressure takes the form $\hat{p} = -[\hat{\eta}^o a^3/(2r^3)]\mathbf{e} \cdot (\mathbf{I} - 3\mathbf{r}\mathbf{r}/r^2) \cdot \hat{\Omega}$. Inserting the strain-rate tensor and the pressure into Eq. (2) gives the

full expression of the stress tensor. The traction acting on the sphere surface $\hat{\mathbf{f}} = \hat{\boldsymbol{\sigma}} \cdot \mathbf{n}$ is thus obtained as

$$\hat{\mathbf{f}} = -3\hat{\eta}^e \left(\hat{\boldsymbol{\Omega}} \times \mathbf{n} + \frac{\hat{\lambda}}{2} (\hat{\boldsymbol{\Omega}} \times \mathbf{n}) \times \mathbf{e} + \frac{\hat{\lambda}}{3} (\hat{\boldsymbol{\Omega}} \cdot \mathbf{e}) \mathbf{n} \right), \quad (5)$$

where we have defined the ratio of the odd to even viscosities as $\hat{\lambda} = \hat{\eta}^o / \hat{\eta}^e$. The total force is zero, $\hat{\mathbf{F}} = \int_S dS \hat{\mathbf{f}} = \mathbf{0}$, and the torque becomes

$$\hat{\mathbf{T}} = -8\pi\hat{\eta}^e a^3 \left(\hat{\boldsymbol{\Omega}} + \frac{\hat{\lambda}}{4} \hat{\boldsymbol{\Omega}} \times \mathbf{e} \right). \quad (6)$$

Equations (5) and (6) are exact expressions in fluids with odd viscosity $\hat{\lambda}$. The torque is affected by $\hat{\eta}^o$ if the angular velocity has a component perpendicular to the direction \mathbf{e} , otherwise it causes no corrections, resulting in classical Stokes' law [74]. For the obtained torque on a sphere, the resistance tensor is $\hat{\mathcal{R}} = 8\pi\hat{\eta}^e a^3 [\mathbf{I} + (\hat{\lambda}/4)\mathbf{e} \cdot \boldsymbol{\epsilon}]$, and the energy dissipation rate is then given by $\hat{\boldsymbol{\Omega}} \cdot \hat{\mathcal{R}} \cdot \hat{\boldsymbol{\Omega}} = 8\pi\hat{\eta}^e a^3 |\hat{\boldsymbol{\Omega}}|^2$. The odd viscosity does not contribute to any dissipation with rigid rotation, unlike in the case of translational motion of a sphere [76]. Note that we can recover the symmetric tensorial structure of the resistance by reversing the sign of the odd viscosity, $\hat{\mathcal{R}}_{ij}(\hat{\lambda}) = \hat{\mathcal{R}}_{ji}(-\hat{\lambda})$. In fact, the resistance tensors for rigid particles of any shape have the symmetry $\mathcal{R}_{ij}(\boldsymbol{\eta}^e, \boldsymbol{\eta}^o) = \mathcal{R}_{ji}(\boldsymbol{\eta}^e, -\boldsymbol{\eta}^o)$, which is known as the Onsager–Casimir reciprocity [35] and follows from the generalized Lorentz reciprocal theorem [44], as detailed below.

Microswimmer's angular velocity.—We can now use the flow solution around a rotating sphere and the Lorentz reciprocal theorem to determine the angular velocity of a spherical microswimmer. The Lorentz reciprocal theorem provides an integral identity connecting the velocity and stress of two flow problems [77]. It provides an elegant way to determine the swimming velocity of an active swimmer without explicitly solving its flow. Although odd viscosity violates the reciprocity, we have previously demonstrated that the Lorentz reciprocal theorem can still be applied if the odd viscosity has the opposite sign between the main and the auxiliary problems, $\hat{\eta}^o = -\eta^o$, while keeping the same sign for the even viscosities, $\hat{\eta}^e = \eta^e$ [44]. We consider the surface-driven microswimmer with a prescribed effective slip velocity \mathbf{v}^s in a fluid characterized by $\lambda = \eta^o / \eta^e$ as the main and the rotating sphere with surface velocity $\hat{\mathbf{v}}$ as the auxiliary problem. The reciprocal theorem can be written in the form $\boldsymbol{\Omega} \cdot \hat{\mathbf{T}} = -\int_S dS \mathbf{v}^s \cdot \hat{\mathbf{f}}$ [78], where $\boldsymbol{\Omega}$ is the angular velocity of a torque-free swimmer ($\mathbf{T} = \mathbf{0}$), $\hat{\mathbf{T}}$ is the torque on the sphere given by Eq. (6), and $\hat{\mathbf{f}}$ is its surface traction (5). The theorem holds for any angular velocity vector of the auxiliary problem $\hat{\boldsymbol{\Omega}}$ and therefore uniquely determines $\boldsymbol{\Omega}$. We can analytically obtain $\boldsymbol{\Omega}$, which comprises contributions from the even and odd viscosities $\boldsymbol{\Omega} = \boldsymbol{\Omega}^e + \boldsymbol{\Omega}^o$ (see Appendix A for details). The even angular velocity $\boldsymbol{\Omega}^e = -3/(8\pi a^3) \int_S dS \mathbf{n} \times \mathbf{v}^s$

describes the rotation rate of the slip velocity [78], while the odd part is given by

$$\boldsymbol{\Omega}^o = \frac{3\lambda}{10a^3} \mathbf{e} \cdot \mathbf{S} \cdot [\mathbf{I} + g_1(\lambda)\boldsymbol{\epsilon} \cdot \mathbf{e} + g_2(\lambda)(\mathbf{e}\mathbf{e} - \mathbf{I})]. \quad (7)$$

Here, $\mathbf{S} = \int_S dS [-(5/2)(\mathbf{v}^s \mathbf{n} + \mathbf{n} \mathbf{v}^s) + (\mathbf{n} \cdot \mathbf{v}^s)\mathbf{I}] / (8\pi)$ is the stresslet [79], $g_n(\lambda) \equiv (\lambda/4)^n / [1 + (\lambda/4)^2]$, and we have assumed volume conservation within the swimmer ($\int_S dS \mathbf{n} \cdot \mathbf{v}^s = 0$). To the first order in λ , only the stresslet along the direction \mathbf{e} determines the rotation $\boldsymbol{\Omega}^o$, while higher order terms contain contributions transverse to $\mathbf{e} \cdot \mathbf{S}$.

Similarly, one can derive the angular velocity of a disk-shaped swimmer in a 2D fluid with odd viscosity by solving the flow problem around a rotating disk (see Supplemental Material [68]). In this case, the angular velocity does not depend on the odd viscosity. The rotational dynamics due to odd viscosity, as described by Eq. (7), is therefore characteristic of 3D odd flows.

Bimodal chirotaxis.—We first study the dynamics of an achiral microswimmer without intrinsic rotation, which requires $\boldsymbol{\Omega}^e = \mathbf{0}$ due to symmetry. By assuming a general axisymmetric profile, the stresslet is given by a force dipole $\mathbf{S} = (a^2 B_2 / 6)(3\mathbf{p}\mathbf{p} - \mathbf{I})$ with the preferred direction \mathbf{p} [81, 82]. From this, we arrive at Eq. (1) with the angular velocities

$$\Omega_{\text{Sp}} = \frac{3g_1(\lambda)B_2}{5a}, \quad (8)$$

$$\Omega_{\text{Pr}} = -\frac{\lambda B_2}{20a} [1 - 3g_2(\lambda)(\mathbf{e} \cdot \mathbf{p})^2], \quad (9)$$

$$\Omega_{\text{Ch}} = \frac{3g_2(\lambda)B_2}{5a}. \quad (10)$$

The sign of the parameter B_2 determines the type of microswimmers: $B_2 > 0$ corresponds to pullers, which generate thrust from the front, while $B_2 < 0$ corresponds to pushers, which generate thrust from the back [82]. With $\dot{\mathbf{p}} = \boldsymbol{\Omega}^o \times \mathbf{p}$, its orientational dynamics is determined by

$$\dot{\mathbf{p}} = \Omega_{\text{Pr}}(\mathbf{e} \times \mathbf{p}) + \Omega_{\text{Ch}}(\mathbf{e} \cdot \mathbf{p})(\mathbf{e} \times \mathbf{p}) \times \mathbf{p}. \quad (11)$$

Figure 2(a) shows example trajectories of the orientation vector \mathbf{p} following from this equation (a closed-form solution is derived in Appendix B). The first term in Eq. (11) describes the precession about the axis \mathbf{e} and the second represents the relaxation dynamics towards or away from this axis. In particular, pullers reorient perpendicular to the direction \mathbf{e} (cyan line), while pushers orient up or down (magenta line), depending on the initial orientation. The leading alignment effects are of $\mathcal{O}(\lambda^2)$ with a relaxation rate $3\lambda^2|B_2|/(80a)$, while the precession is $\mathcal{O}(\lambda)$ with a frequency $|\lambda B_2|/(20a)$. The bimodal alignment closely resembles the recently reported densitaxis [83], although the underlying physics is different. In our case, the reorientation occurs solely due to the chirality in fluids, without any spatial inhomogeneity.

Expression (11) is similar to the Landau–Lifshitz–Gilbert equation for spin systems [84] except for the additional factor $(\mathbf{e} \cdot \mathbf{p})$ in the second term, also known as the

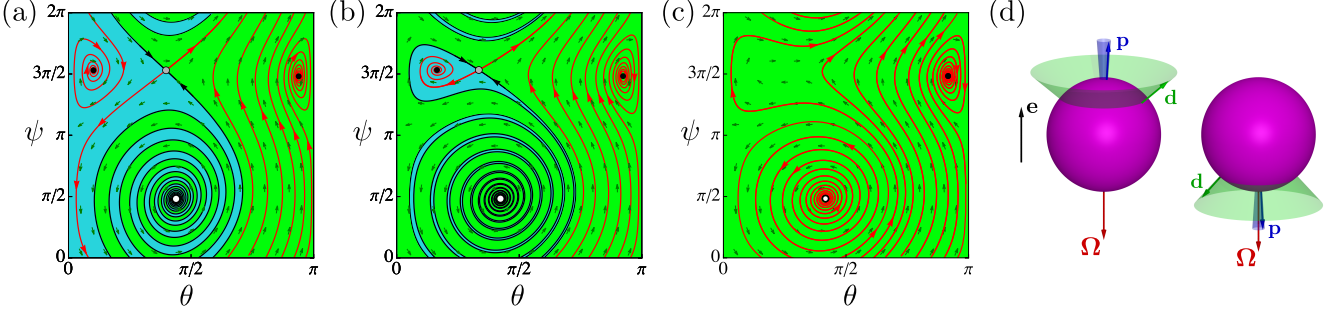


FIG. 3. Phase portraits of the orientational dynamics of a chiral pusher [Eq. (12)] for different values of the intrinsic rotation rate (a) $\Omega^e/[|\lambda B_2|/(20a)] = 1$, (b) $4/3$, and (c) $5/3$, while keeping $\lambda = 0.3$, $B_2 < 0$, and $\gamma = \pi/4$. Below the critical value ($\Omega^e < \Omega_c^e$) [panels (a) and (b)], the phase space contains a spiral source (white circle), a saddle point (gray circle), and two spiral sinks (black circles). Their basins of attraction are marked by blue and green regions. The red lines represent example trajectories. As Ω^e is increased, the sink and the saddle approach each other, undergoing a saddle-node bifurcation at $\Omega^e = \Omega_c^e$. For $\Omega^e > \Omega_c^e$ [panel (c)], a single stable fixed point remains, characteristic of unimodal chirotopaxis. (d) The steady-state swimmer orientation in the two stable fixed points from panel (a). Above the bifurcation, one of the fixed points vanishes, and swimmers always show an orientation towards $-\mathbf{e}$ -direction, while for $\lambda < 0$ or $\Omega^e \sin \gamma < 0$, they reorient towards $+\mathbf{e}$ -direction.

damping term. This difference can be understood from the fundamental symmetry properties. Since the orientation \mathbf{p} is a polar vector and \mathbf{e} a pseudovector, they cannot show alignment in a single direction; if they can align parallel, they can also align antiparallel. From this symmetry, the alignment terms in Eq. (11) are of an even order in λ . On the other hand, magnetization or spin is a pseudovector and always aligns parallel to a magnetic field, also a pseudovector. This suggests that introducing chirality to a swimmer results in unidirectional alignment, which is further discussed in the next section.

A swimmer moving in the direction \mathbf{p} with a translational velocity determined by the squirming mode B_1 , $\mathbf{V} = (2/3)B_1\mathbf{p}$, can be characterized by the squirming parameter $\beta = B_2/B_1$ [81]. Note that the velocity \mathbf{V} is independent of λ , as verified up to the linear order [44]. Figure 2(b) shows exemplary trajectories of swimmers in fluids with two different odd viscosity ratios λ . A puller tends to align with the plane perpendicular to the \mathbf{e} -axis where it eventually moves on circular paths with radius $d = (40a/3)|\beta\lambda|$. Such rotational dynamics are also known for a dipolar microswimmer in a 2D compressible fluid with odd viscosity [67]. A pusher, on the other hand, approaches in the direction $\pm\mathbf{e}$, accompanied by a transient helical motion with pitch $h = (80\pi a/3)/|\beta\lambda[1 - 3g_2(\lambda)]|$.

Unimodal chirotopaxis.—We now investigate the chiro-tactic behavior of a chiral swimmer that has, in addition to the force dipole, a nonvanishing intrinsic angular velocity $\Omega^e = \Omega^e\mathbf{d}$ [Fig. 1(b)]. The direction \mathbf{d} is fixed in the body frame and forms an angle γ with the axis \mathbf{p} . We describe the swimmer rotation with the Euler angles (ϕ, θ, ψ) [71], where ϕ and θ are the azimuthal and polar angles measured from the \mathbf{e} -axis and ψ is the roll angle about the direction \mathbf{p} . The equations of motion then read

(see Appendix C for a derivation)

$$\begin{aligned}\dot{\phi} &= \Omega_{Pr} + \Omega^e \frac{\sin \gamma \sin \psi}{\sin \theta}, \\ \dot{\theta} &= \Omega_{Ch} \sin \theta \cos \theta + \Omega^e \sin \gamma \cos \psi, \\ \dot{\psi} &= \Omega_{Sp} \cos \theta + \Omega^e \left(\cos \gamma - \frac{\sin \gamma \sin \psi}{\tan \theta} \right),\end{aligned}\quad (12)$$

where Ω_{Pr} is evaluated by setting $\mathbf{e} \cdot \mathbf{p} = \cos \theta$ in Eq. (9). The equations do not depend on ϕ , so it is sufficient to study the phase portraits in the (θ, ψ) plane (Fig. 3). Since the vector $(\dot{\theta}, \dot{\psi})$ describes a continuous field on a sphere, the flow has to satisfy the Poincaré-Hopf index theorem stating that Euler characteristic (the number of sources and sinks reduced by the number of saddle points) gives 2 [85]. At low angular velocities Ω^e [Fig. 3(a)], the system has a spiral source and a saddle point, as well as two spiral sinks that are characteristic of bimodal chirotopaxis. When Ω^e is increased, one of the sinks annihilates with the saddle at a saddle-node bifurcation [86]. Above the bifurcation, a single stable fixed point remains, indicating the emergence of unimodal chirotopaxis [Fig. 3(c)]. The critical value is, to the leading order, $\Omega_c^e/[|\lambda B_2|/(20a)] = 3(\sin^{2/3} \gamma + \cos^{2/3} \gamma)^{-3/2}$ [68]. The lowest angular frequency needed for unimodal chirotopaxis is therefore achieved when the angle between intrinsic rotation axis \mathbf{d} and the swimmer axis \mathbf{p} is $\gamma = \pi/4$. Unimodal chirotopaxis is possible because the chiral swimmer is characterized by a pseudovector \mathbf{d} , which can align itself with the pseudovector \mathbf{e} , describing the axis of odd viscosity.

In conclusion, we have presented exact results that allowed us to uncover alignment response of a microswimmer in a fluid with odd viscosity. Our theoretical findings should be applicable to a variety of transport phenomena in chiral active fluids.

ACKNOWLEDGMENTS

We acknowledge support from the Max Planck Center Twente for Complex Fluid Dynamics, the Max Planck Society, the Max Planck School Matter to Life, and

the MaxSynBio Consortium, which are jointly funded by the Federal Ministry of Education and Research (BMBF) of Germany. A.V. acknowledges support from the Slovenian Research Agency (Grant No. P1-0099).

Appendix A: Derivation of the angular velocity $\mathbf{\Omega}$.—We derive the general expression for the angular velocity of a spherical swimmer of radius a in fluids with the odd viscosity $\lambda = \eta^o/\eta^e$. By inserting the traction $\hat{\mathbf{f}}$ (5) and the torque $\hat{\mathbf{T}}$ (6) on a rigidly rotating sphere into the Lorentz reciprocal theorem, we find

$$\mathbf{\Omega} \cdot \left(\mathbf{I} - \frac{\lambda}{4} \boldsymbol{\epsilon} \cdot \mathbf{e} \right) \cdot \hat{\mathbf{\Omega}} = -\frac{3}{8\pi a^3} \int_S dS \mathbf{v}^s \cdot \left(\hat{\mathbf{\Omega}} \times \mathbf{n} - \frac{\lambda}{2} (\hat{\mathbf{\Omega}} \times \mathbf{n}) \times \mathbf{e} - \frac{\lambda}{3} (\hat{\mathbf{\Omega}} \cdot \mathbf{e}) \mathbf{n} \right), \quad (\text{A1})$$

where we have used the relations between the main and the auxiliary problems, $\hat{\eta}^e = \eta^e$ and $\hat{\eta}^o = -\eta^o$ (or equivalently, $\hat{\lambda} = -\lambda$) [44]. This equation is valid for any angular velocity $\hat{\mathbf{\Omega}}$, which can therefore be left out from both sides of the above equation:

$$\mathbf{\Omega} \cdot \left(\mathbf{I} - \frac{\lambda}{4} \boldsymbol{\epsilon} \cdot \mathbf{e} \right) = -\frac{3}{8\pi a^3} \int_S dS \left[(\mathbf{n} \times \mathbf{v}^s) \cdot \left(\mathbf{I} - \frac{\lambda}{4} \boldsymbol{\epsilon} \cdot \mathbf{e} \right) + \frac{\lambda}{4} \mathbf{e} \cdot (\mathbf{v}^s \mathbf{n} + \mathbf{n} \mathbf{v}^s) - \frac{5\lambda}{6} (\mathbf{v}^s \cdot \mathbf{n}) \mathbf{e} \right]. \quad (\text{A2})$$

From the inverse of the tensor $[\mathbf{I} - (\lambda/4)\boldsymbol{\epsilon} \cdot \mathbf{e}]^{-1} = [\mathbf{I} + g_1(\lambda)\boldsymbol{\epsilon} \cdot \mathbf{e} + g_2(\lambda)(\mathbf{e}\mathbf{e} - \mathbf{I})]$ with $g_n(\lambda) \equiv (\lambda/4)^n/[1 + (\lambda/4)^2]$, we obtain the solution for the angular velocity of the swimmer

$$\mathbf{\Omega} = -\frac{3}{8\pi a^3} \int_S dS \left(\mathbf{n} \times \mathbf{v}^s + \frac{\lambda}{4} \mathbf{e} \cdot (\mathbf{v}^s \mathbf{n} + \mathbf{n} \mathbf{v}^s) \cdot [\mathbf{I} + g_1(\lambda)\boldsymbol{\epsilon} \cdot \mathbf{e} + g_2(\lambda)(\mathbf{e}\mathbf{e} - \mathbf{I})] - \frac{5\lambda}{6} (\mathbf{v}^s \cdot \mathbf{n}) \mathbf{e} \right). \quad (\text{A3})$$

From the volume conservation of flows within the swimmer ($\int_S dS \mathbf{n} \cdot \mathbf{v}^s = 0$), we can express the angular velocity in terms of the stresslet \mathbf{S} as in Eq. (7).

Appendix B: Solution of the equations of motion of an achiral swimmer.—We derive the equations of motion for the orientation \mathbf{p} of a microswimmer. From Eq. (11), the angular dynamics is determined by

$$\dot{\theta} = \frac{3g_2(\lambda)B_2}{10a} \sin(2\theta), \quad \dot{\phi} = -\frac{\lambda B_2}{20a} [1 - 3g_2(\lambda) \cos^2 \theta], \quad (\text{B1})$$

where θ and ϕ are the polar and azimuthal angles of the vector \mathbf{p} in spherical coordinates when the \mathbf{e} -direction is chosen as a positive polar axis. The angular dynamics is solely determined by θ as the system has cylindrical symmetry about \mathbf{e} . Setting the initial azimuthal angle as $\phi_0 = 0$ without loss of generality, the equations are solved by

$$\tan \theta(t) = \tan \theta_0 \exp \left[\frac{3g_2(\lambda)B_2}{5a} t \right], \quad \phi(t) = -\frac{\lambda B_2}{20a} t + \frac{\lambda}{4} \ln \left(\frac{\sin \theta(t)}{\sin \theta_0} \right). \quad (\text{B2})$$

Appendix C: Derivation of Eq. (12).—To derive the orientational dynamics of the chiral swimmer whose surface velocity has, in addition to the force dipole, a nonvanishing intrinsic angular velocity $\Omega^e \mathbf{d}$, we express the angular velocity as

$$\mathbf{\Omega} = \mathbf{\Omega}^o + \mathbf{\Omega}^e = \Omega_{\text{Sp}}(\mathbf{e} \cdot \mathbf{p})\mathbf{p} + \Omega_{\text{Pr}}\mathbf{e} + \Omega_{\text{Ch}}(\mathbf{e} \cdot \mathbf{p})\mathbf{e} \times \mathbf{p} + \Omega^e \mathbf{d}. \quad (\text{C1})$$

We introduce the swimmer-fixed basis $(\mathbf{e}_1, \mathbf{e}_2, \mathbf{e}_3)$ with $\mathbf{e}_3 \equiv \mathbf{p}$, which is rotated from the laboratory frame by the Euler angles (ϕ, θ, ψ) (see Supplemental Material for details [68]). We choose \mathbf{e}_1 such that the vector \mathbf{d} has the direction $\mathbf{d} = \sin \gamma \mathbf{e}_1 + \cos \gamma \mathbf{e}_3$. The odd viscosity axis \mathbf{e} can be expressed in the swimmer frame with the inverse rotation $\mathbf{e} = \sin \theta \sin \psi \mathbf{e}_1 + \sin \theta \cos \psi \mathbf{e}_2 + \cos \theta \mathbf{e}_3$. The angular velocity in the body-fixed basis then reads

$$\mathbf{\Omega} = \Omega_{\text{Sp}} \cos \theta \mathbf{e}_3 + \Omega_{\text{Pr}} [\sin \theta (\sin \psi \mathbf{e}_1 + \cos \psi \mathbf{e}_2) + \cos \theta \mathbf{e}_3] + \Omega_{\text{Ch}} \sin \theta \cos \theta (\cos \psi \mathbf{e}_1 - \sin \psi \mathbf{e}_2) + \Omega^e (\sin \gamma \mathbf{e}_1 + \cos \gamma \mathbf{e}_3). \quad (\text{C2})$$

At the same time, angular velocity can be expressed with the time derivatives of the Euler angles as $\mathbf{\Omega} = (\dot{\phi} \sin \theta \sin \psi + \dot{\theta} \cos \psi) \mathbf{e}_1 + (\dot{\phi} \sin \theta \cos \psi - \dot{\theta} \sin \psi) \mathbf{e}_2 + (\dot{\phi} \cos \theta + \dot{\psi}) \mathbf{e}_3$ [71]. From the equivalence of the two expressions, we obtain the equations of motion (12). When $\Omega^e = 0$, we recover Eq. (B1) for an achiral swimmer.

- roadmap, *J. Phys.: Condens. Matter* **32**, 193001 (2020).
- [2] M. C. Marchetti, J.-F. Joanny, S. Ramaswamy, T. B. Liverpool, J. Prost, M. Rao, and R. A. Simha, Hydrodynamics of soft active matter, *Rev. Mod. Phys.* **85**, 1143 (2013).
 - [3] M. E. Cates and J. Tailleur, Motility-induced phase separation, *Annu. Rev. Condens. Matter Phys.* **6**, 219 (2015).
 - [4] R. Golestanian, Phoretic Active Matter, in *Active Matter and Nonequilibrium Statistical Physics: Lecture Notes of the Les Houches Summer School: Volume 112, September 2018* (Oxford University Press, 2022).
 - [5] A. Snezhko and I. S. Aranson, Magnetic manipulation of self-assembled colloidal asters, *Nat. Mater* **10**, 698 (2011).
 - [6] S. Zhou, A. Sokolov, O. D. Lavrentovich, and I. S. Aranson, Living liquid crystals, *Proc. Natl. Acad. Sci. U.S.A.* **111**, 1265 (2014).
 - [7] P. Guillamat, J. Ignés-Mullol, and F. Sagués, Control of active liquid crystals with a magnetic field, *Proc. Natl. Acad. Sci. U.S.A.* **113**, 5498 (2016).
 - [8] J. A. Cohen and R. Golestanian, Emergent cometlike swarming of optically driven thermally active colloids, *Phys. Rev. Lett.* **112**, 068302 (2014).
 - [9] P. W. Ellis, D. J. G. Pearce, Y.-W. Chang, G. Goldsztein, L. Giomi, and A. Fernandez-Nieves, Curvature-induced defect unbinding and dynamics in active nematic toroids, *Nat. Phys.* **14**, 85 (2017).
 - [10] N. Waisbord, C. T. Lefèvre, L. Bocquet, C. Ybert, and C. Cottin-Bizonne, Destabilization of a flow focused suspension of magnetotactic bacteria, *Phys. Rev. Fluids* **1**, 053203 (2016).
 - [11] A. Aubret, M. Youssef, S. Sacanna, and J. Palacci, Targeted assembly and synchronization of self-spinning microgears, *Nat. Phys.* **14**, 1114 (2018).
 - [12] B. Vincenti, C. Douarche, and E. Clement, Actuated rheology of magnetic micro-swimmers suspensions: Emergence of motor and brake states, *Phys. Rev. Fluids* **3**, 033302 (2018).
 - [13] H. Massana-Cid, F. Meng, D. Matsunaga, R. Golestanian, and P. Tierno, Tunable self-healing of magnetically propelling colloidal carpets, *Nat. Commun.* **10**, 2444 (2019).
 - [14] D. Matsunaga, J. K. Hamilton, F. Meng, N. Bukin, E. L. Martin, F. Y. Ogrin, J. M. Yeomans, and R. Golestanian, Controlling collective rotational patterns of magnetic rotors, *Nat. Commun.* **10**, 4696 (2019).
 - [15] K. Han, G. Kokot, O. Tovkach, A. Glatz, I. S. Aranson, and A. Snezhko, Emergence of self-organized multivortex states in flocks of active rollers, *Proc. Natl. Acad. Sci. U.S.A.* **117**, 9706 (2020).
 - [16] D. Bray, *Cell Movements: From Molecules to Motility* (Garland Science, 2000).
 - [17] M. Eisenbach, A. Tamada, G. Omann, J. Segall, R. Firtel, R. Meili, D. Gutnick, M. Varon, J. W. Lengeler, and F. Murakami, *Chemotaxis* (World Scientific Publishing Company, 2004).
 - [18] A. Bahat, I. Tur-Kaspa, A. Gakamsky, L. C. Giojalas, H. Breitbart, and M. Eisenbach, Thermotaxis of mammalian sperm cells: A potential navigation mechanism in the female genital tract, *Nat. Med.* **9**, 149 (2003).
 - [19] G. Jékely, Evolution of phototaxis, *Phil. Trans. R. Soc. B* **364**, 2795 (2009).
 - [20] R. R. Bennett and R. Golestanian, A steering mechanism for phototaxis in *Chlamydomonas*, *J. R. Soc. Interface* **12**, 20141164 (2015).
 - [21] K. C. Leptos, M. Chioccioli, S. Furlan, A. I. Pesci, and R. E. Goldstein, Phototaxis of *Chlamydomonas* arises from a tuned adaptive photoresponse shared with multicellular Volvocine green algae, *Phys. Rev. E* **107**, 014404 (2023).
 - [22] R. Blakemore, Magnetotactic bacteria, *Science* **190**, 377 (1975).
 - [23] J. O. Kessler, Individual and collective fluid dynamics of swimming cells, *J. Fluid Mech.* **173**, 191–205 (1986).
 - [24] Marcos, H. C. Fu, T. R. Powers, and R. Stocker, Bacterial rheotaxis, *Proc. Natl. Acad. Sci. U.S.A.* **109**, 4780 (2012).
 - [25] B. Ten Hagen, F. Kümmel, R. Wittkowski, D. Takagi, H. Löwen, and C. Bechinger, Gravitaxis of asymmetric self-propelled colloidal particles, *Nat. Commun.* **5**, 4829 (2014).
 - [26] S. Das, A. Garg, A. I. Campbell, J. Howse, A. Sen, D. Velegol, R. Golestanian, and S. J. Ebbens, Boundaries can steer active Janus spheres, *Nat. Commun.* **6**, 8999 (2015).
 - [27] J. Simmchen, J. Katuri, W. E. Usual, M. N. Popescu, M. Tasinkevych, and S. Sánchez, Topographical pathways guide chemical microswimmers, *Nat. Commun.* **7**, 10598 (2016).
 - [28] C. Lozano, B. ten Hagen, H. Löwen, and C. Bechinger, Phototaxis of synthetic microswimmers in optical landscapes, *Nat. Commun.* **7**, 13424 (2016).
 - [29] C. Jin, C. Krüger, and C. C. Maass, Chemotaxis and autochemotaxis of self-propelling droplet swimmers, *Proc. Natl. Acad. Sci. U.S.A.* **114**, 5089 (2017).
 - [30] S. Shankar, A. Souslov, M. J. Bowick, M. C. Marchetti, and V. Vitelli, Topological active matter, *Nat. Rev. Phys.* **4**, 380 (2022).
 - [31] J. E. Avron, R. Seiler, and P. G. Zograf, Viscosity of quantum Hall fluids, *Phys. Rev. Lett.* **75**, 697 (1995).
 - [32] J. E. Avron, Odd viscosity, *J. Stat. Phys.* **92**, 543 (1998).
 - [33] D. Banerjee, A. Souslov, A. G. Abanov, and V. Vitelli, Odd viscosity in chiral active fluids, *Nat. Commun.* **8**, 1573 (2017).
 - [34] Y. Hosaka and S. Komura, Nonequilibrium transport induced by biological nanomachines, *Biophys. Rev. Lett.* **17**, 51 (2022).
 - [35] M. Fruchart, C. Scheibner, and V. Vitelli, Odd viscosity and odd elasticity, *Annu. Rev. Condens. Matter Phys.* **14**, 471 (2023).
 - [36] A. Souslov, K. Dasbiswas, M. Fruchart, S. Vaikuntanathan, and V. Vitelli, Topological waves in fluids with odd viscosity, *Phys. Rev. Lett.* **122**, 128001 (2019).
 - [37] C. Tauber, P. Delplace, and A. Venaille, A bulk-interface correspondence for equatorial waves, *J. Fluid Mech.* **868**, R2 (2019).
 - [38] Y. Hosaka, S. Komura, and D. Andelman, Nonreciprocal response of a two-dimensional fluid with odd viscosity, *Phys. Rev. E* **103**, 042610 (2021).
 - [39] T. Khain, C. Scheibner, M. Fruchart, and V. Vitelli, Stokes flows in three-dimensional fluids with odd and parity-violating viscosities, *J. Fluid Mech.* **934**, A23 (2022).
 - [40] Y. Hosaka, D. Andelman, and S. Komura, Pair dynamics of active force dipoles in an odd-viscous fluid, *Eur. Phys. J. E* **46**, 18 (2023).
 - [41] H. Yuan and M. Olvera de la Cruz, Stokesian dynamics with odd viscosity, *Phys. Rev. Fluids* **8**, 054101 (2023).
 - [42] R. Lier, C. Duclut, S. Bo, J. Armas, F. Jülicher, and

- P. Surówka, Lift force in odd compressible fluids, *Phys. Rev. E* **108**, L023101 (2023).
- [43] Y. Hosaka, S. Komura, and D. Andelman, Hydrodynamic lift of a two-dimensional liquid domain with odd viscosity, *Phys. Rev. E* **104**, 064613 (2021).
- [44] Y. Hosaka, R. Golestanian, and A. Vilfan, Lorentz reciprocal theorem in fluids with odd viscosity, *Phys. Rev. Lett.* **131**, 178303 (2023).
- [45] M. Doi, *Soft Matter Physics* (Oxford University Press, Oxford, 2013).
- [46] M. Doi, Onsager principle as a tool for approximation, *Chin. Phys. B* **24**, 020505 (2015).
- [47] N. Oppenheimer, D. B. Stein, and M. J. Shelley, Rotating membrane inclusions crystallize through hydrodynamic and steric interactions, *Phys. Rev. Lett.* **123**, 148101 (2019).
- [48] S. P. Thampi, A. Doostmohammadi, T. N. Shendruk, R. Golestanian, and J. M. Yeomans, Active micromachines: Microfluidics powered by mesoscale turbulence, *Sci. Adv.* **2**, e1501854 (2016).
- [49] L. Yamauchi, T. Hayata, M. Uwamichi, T. Ozawa, and K. Kawaguchi, Chirality-driven edge flow and non-Hermitian topology in active nematic cells, [arXiv:2008.10852](https://arxiv.org/abs/2008.10852).
- [50] V. Yashunsky, D. J. G. Pearce, C. Blanch-Mercader, F. Ascione, P. Silberzan, and L. Giomi, Chiral edge current in nematic cell monolayers, *Phys. Rev. X* **12**, 041017 (2022).
- [51] N. Uchida and R. Golestanian, Synchronization and collective dynamics in a carpet of microfluidic rotors, *Phys. Rev. Lett.* **104**, 178103 (2010).
- [52] N. Uchida and R. Golestanian, Synchronization in a carpet of hydrodynamically coupled rotors with random intrinsic frequency, *Europhys. Lett.* **89**, 50011 (2010).
- [53] S. Ebbens, R. A. L. Jones, A. J. Ryan, R. Golestanian, and J. R. Howse, Self-assembled autonomous runners and tumblers, *Phys. Rev. E* **82**, 015304(R) (2010).
- [54] H. Massana-Cid, D. Levis, R. J. H. Hernández, I. Pagonabarraga, and P. Tierno, Arrested phase separation in chiral fluids of colloidal spinners, *Phys. Rev. Research* **3**, L042021 (2021).
- [55] E. S. Bililign, F. Balboa Usabiaga, Y. A. Ganan, A. Poncet, V. Soni, S. Magkiriadou, M. J. Shelley, D. Bartolo, and W. T. M. Irvine, Motile dislocations knead odd crystals into whorls, *Nat. Phys.* **18**, 212 (2022).
- [56] M. Vilfan, B. Lampret, Ž. Gregorin, L. Cmok, A. Vilfan, J. Klepp, J. Kohlbrecher, P. Hribar Boštjančič, D. Lisjak, and A. Mertelj, Spontaneous chiral symmetry breaking and lane formation in ferromagnetic ferrofluids, *Small* **19**, 2304387 (2023).
- [57] K. Drescher, K. C. Leptos, I. Tuval, T. Ishikawa, T. J. Pedley, and R. E. Goldstein, Dancing Volvox: Hydrodynamic bound states of swimming algae, *Phys. Rev. Lett.* **102**, 168101 (2009).
- [58] T. H. Tan, A. Mietke, J. Li, Y. Chen, H. Higinbotham, P. J. Foster, S. Gokhale, J. Dunkel, and N. Fakhri, Odd dynamics of living chiral crystals, *Nature* **607**, 287 (2022).
- [59] V. Soni, E. S. Bililign, S. Magkiriadou, S. Sacanna, D. Bartolo, M. J. Shelley, and W. T. M. Irvine, The odd free surface flows of a colloidal chiral fluid, *Nat. Phys.* **15**, 1188 (2019).
- [60] Q. Yang, H. Zhu, P. Liu, R. Liu, Q. Shi, K. Chen, N. Zheng, F. Ye, and M. Yang, Topologically protected transport of cargo in a chiral active fluid aided by odd-viscosity-enhanced depletion interactions, *Phys. Rev. Lett.* **126**, 198001 (2021).
- [61] J. Mecke, Y. Gao, C. A. Ramírez Medina, D. G. Aarts, G. Gompper, and M. Ripoll, Simultaneous emergence of active turbulence and odd viscosity in a colloidal chiral active system, *Commun. Phys.* **6**, 324 (2023).
- [62] C. Hargus, K. Klymko, J. M. Epstein, and K. K. Mandadapu, Time reversal symmetry breaking and odd viscosity in active fluids: Green-Kubo and NEMD results, *J. Chem. Phys.* **152**, 201102 (2020).
- [63] M. Han, M. Fruchart, C. Scheibner, S. Vaikuntanathan, J. J. de Pablo, and V. Vitelli, Fluctuating hydrodynamics of chiral active fluids, *Nat. Phys.* **17**, 1260 (2021).
- [64] Z. Zhao, B. Wang, S. Komura, M. Yang, F. Ye, and R. Seto, Emergent stripes of active rotors in shear flows, *Phys. Rev. Research* **3**, 043229 (2021).
- [65] X. Lou, Q. Yang, Y. Ding, P. Liu, K. Chen, X. Zhou, F. Ye, R. Podgornik, and M. Yang, Odd viscosity-induced Hall-like transport of an active chiral fluid, *Proc. Natl. Acad. Sci. U.S.A.* **119**, e2201279119 (2022).
- [66] M. F. Lapa and T. L. Hughes, Swimming at low Reynolds number in fluids with odd, or Hall, viscosity, *Phys. Rev. E* **89**, 043019 (2014).
- [67] Y. Hosaka, R. Golestanian, and A. Daddi-Moussa-Ider, Hydrodynamics of an odd active surfer in a chiral fluid, *New J. Phys.* **25**, 083046 (2023).
- [68] See Supplemental Material at [URL will be inserted by publisher] for a movie of the angular dynamics of a chiral microswimmer in Figs. 3(a)-(c), the derivation of the angular velocity of a disk-shaped swimmer, the definition of the Euler angles, and the approximate expression for the critical angular velocity, which includes Refs. [69–71].
- [69] S. Ganesan and A. G. Abanov, Odd viscosity in two-dimensional incompressible fluids, *Phys. Rev. Fluids* **2**, 094101 (2017).
- [70] T. M. Squires and M. Z. Bazant, Breaking symmetries in induced-charge electro-osmosis and electrophoresis, *J. Fluid Mech.* **560**, 65 (2006).
- [71] H. Goldstein, C. Poole, and J. Safko, *Classical Mechanics*, 3rd ed. (Pearson, Boston MA, 2001).
- [72] T. Markovich and T. C. Lubensky, Odd viscosity in active matter: Microscopic origin and 3D effects, *Phys. Rev. Lett.* **127**, 048001 (2021).
- [73] In a classical pressureless Stokes flow ($p = \text{const}$ and thus $\nabla^2 \mathbf{v} = \mathbf{0}$ without η°), the curl of the vorticity is zero, $\nabla \times \boldsymbol{\omega} = \mathbf{0}$. Since the vorticity in 2D fluids has only the z -component ($\boldsymbol{\omega} = \omega_z \mathbf{e}_z$) with $\mathbf{e}_z \equiv \mathbf{e}$, one finds $\partial_x \omega_z = 0$ and $\partial_y \omega_z = 0$, hence $\nabla \omega_z = \mathbf{0}$.
- [74] J. Happel and H. Brenner, *Low Reynolds Number Hydrodynamics* (Springer, Netherlands, 1983).
- [75] A. T. Chwang and T. Y.-T. Wu, Hydromechanics of low-Reynolds-number flow. Part 1. Rotation of axisymmetric prolate bodies, *J. Fluid Mech.* **63**, 607–622 (1974).
- [76] J. C. Everts and B. Cichocki, Dissipative effects in odd viscous Stokes flow around a single sphere, [arXiv:2308.09574](https://arxiv.org/abs/2308.09574).
- [77] H. Masoud and H. A. Stone, The reciprocal theorem in fluid dynamics and transport phenomena, *J. Fluid Mech.* **879**, P1 (2019).
- [78] H. A. Stone and A. D. T. Samuel, Propulsion of microorganisms by surface distortions, *Phys. Rev. Lett.* **77**, 4102 (1996).
- [79] The stresslet defined as \mathbf{S} with a prefactor $8\pi\eta^\circ$ is equiv-

- alent to Eq. (64) in Ref. [80].
- [80] B. Nasouri and G. J. Elfring, Higher-order force moments of active particles, *Phys. Rev. Fluids* **3**, 044101 (2018).
 - [81] T. Ishikawa, M. P. Simmonds, and T. J. Pedley, Hydrodynamic interaction of two swimming model micro-organisms, *J. Fluid Mech.* **568**, 119 (2006).
 - [82] E. Lauga, *The Fluid Dynamics of Cell Motility* (Cambridge University Press, 2020).
 - [83] V. A. Shaik and G. J. Elfring, Densitaxis: Active particle motion in density gradients, [arXiv:2308.00207](#).
 - [84] M. Lakshmanan, The fascinating world of the Landau–Lifshitz–Gilbert equation: an overview, *Phil. Trans. R. Soc. A* **369**, 1280 (2011).
 - [85] L. Perko, *Differential Equations and Dynamical Systems*, 3rd ed. (Springer, New York, 2001).
 - [86] S. H. Strogatz, *Nonlinear Dynamics and Chaos: With Applications to Physics, Biology, Chemistry, and Engineering*, 2nd ed. (Westview, Boulder, CO, 2015).