

White dwarf eccentricity fluctuation and dissipation by AGB convection

Yair Cohen, Sivan Ginzburg[✉], [★] Maya Levy, Tal Bar Shalom and Yoav Siman Tov

Racah Institute of Physics, The Hebrew University, Jerusalem 91904, Israel

Accepted XXX. Received YYY; in original form ZZZ

ABSTRACT

Millisecond pulsars with white dwarf companions have typical eccentricities $e \sim 10^{-6} - 10^{-3}$. The eccentricities of helium white dwarfs are explained well by applying the fluctuation–dissipation theorem to convective eddies in their red giant progenitors. We extend this theory to more massive carbon–oxygen (CO) white dwarfs with asymptotic giant branch (AGB) progenitors. Due to the radiation pressure in AGB stars, the dominant factor in determining the remnant white dwarf’s eccentricity is the critical residual hydrogen envelope mass m_{env} required to inflate the star to giant proportions. Using a suite of MESA stellar evolution simulations with $\Delta m_c = 10^{-3} M_\odot$ core-mass intervals, we resolved the AGB thermal pulses and found that the critical $m_{\text{env}} \propto m_c^{-6}$. This steep dependence causes the $e(m_c)$ relation to turn over, such that $e \sim 3 \times 10^{-3}$ almost independently of the remnant CO white dwarf’s mass m_c . Nearly all of the measured eccentricities lie below this robust theoretical limit, indicating that the eccentricity is damped during the common-envelope inspiral that follows the unstable Roche-lobe overflow of the AGB star. Specifically, we focused on white dwarfs with median masses $m_c > 0.6 M_\odot$. These massive white dwarfs begin their inspiral with practically identical orbital periods and eccentricities, eliminating any dependence on the initial conditions. For this sub-sample, we find an empirical relation $e \propto P^{3/2}$ between the final period and eccentricity that is much tighter than previous studies – motivating theoretical work on the eccentricity evolution during the common envelope phase.

Key words: stars: AGB and post-AGB – binaries: general – pulsars: general – white dwarfs

1 INTRODUCTION

Binary millisecond pulsars provide a unique opportunity to accurately measure orbits by timing the arrival of the orbiting pulsar’s radio pulse (Lorimer & Kramer 2004). One example is the detection of Earth-mass and Moon-mass planets around pulsars (Wolszczan & Frail 1992; Wolszczan 1994). Another example is the measurement of eccentricities as low as $\sim 10^{-7}$ for white dwarf companions (Phinney & Kulkarni 1994; Freire et al. 2012).

The orbits of low-mass white dwarfs ($\lesssim 0.45 M_\odot$) around pulsars are thought to be a fossil record of the white dwarf’s formation process as a degenerate helium core inside a red giant progenitor star (Phinney & Kulkarni 1994). Red giants burn hydrogen in a thin shell surrounding the degenerate core, resulting in a tight relation between the red giant’s radius and the core’s mass. As hydrogen burning keeps increasing the mass of the helium core, the red giant’s hydrogen envelope expands to evacuate the increasing luminosity. At some point, the red giant overflows its Roche lobe around the pulsar and loses its envelope through stable mass transfer, leaving behind the helium white dwarf core with an orbital period that is a function of its mass (Refsdal & Weigert 1969, 1970, 1971; Joss et al. 1987; Savonije 1987; Rappaport et al. 1995; Tauris & Savonije 1999).

The strong tides that the pulsar raises on the red giant’s convective envelope damp the orbital eccentricity. However, the same convective eddies also perturb the orbit by stochastically altering the red giant’s gravitational quadrupole moment. Phinney (1992) showed that the residual eccentricity is determined by energy equipartition between

the epicyclic motion and the convective eddies. Specifically, the low eccentricities observed for most helium white dwarf–millisecond pulsar binaries are set when the red giant’s hydrogen envelope is reduced to $10^{-3} - 10^{-2} M_\odot$ (a few times the mass of the burning shell). At this point, the envelope drastically contracts by orders of magnitude, such that tides become too weak to change the eccentricity further. Similarly to the orbital period, the eccentricity also ‘freezes’ at a value that is set by the degenerate core’s mass, resulting in a distinct period–eccentricity relation. In recent years, several exceptions to the Phinney (1992) relation were discovered; the origin of the much higher eccentricities in these systems is still an open question (Antoniadis 2014; Freire & Tauris 2014; Jiang et al. 2015; Han & Li 2021; Ginzburg & Chiang 2022; Serylak et al. 2022; Tang et al. 2023; Wang & Gong 2023).

More massive white dwarfs around millisecond pulsars are thought to have formed differently. When helium cores grow beyond $\approx 0.45 M_\odot$, the helium ignites and eventually a degenerate carbon–oxygen (CO) core builds up. When this CO core grows beyond $\approx 0.5 M_\odot$, it is surrounded by two thin shells – hydrogen and helium – that burn alternately in a series of ‘thermal pulses’ (Schwarzschild & Härm 1965; Weigert 1966; Kippenhahn et al. 2012). This double shell structure is analogous to the single shell structure during the red giant branch (RGB), with the hydrogen envelope now expanding on the asymptotic giant branch (AGB). As the mass of the CO core grows, the giant’s radius on the AGB exceeds the maximum RGB size, and the star may overflow its Roche lobe around the pulsar and initiate mass transfer. See Tauris (2011) and Tauris et al. (2011, 2012) for a detailed discussion of the binary stellar evolution leading to this and alternative formation scenarios.

[★] E-mail: sivan.ginzburg@mail.huji.ac.il

Due to mass loss by winds on the AGB, the progenitors of massive CO white dwarfs are believed to be initially more massive than their neutron star pulsar companions ($\gtrsim 2 M_{\odot}$), such that the mass transfer following Roche-lobe overflow tends to be unstable and lead to common envelope evolution (e.g. Paczynski 1976; Iben & Livio 1993; Ivanova et al. 2013). Unlike helium white dwarfs (which follow the Tauris & Savonije 1999 relation), the observed orbital periods of CO white dwarfs around millisecond pulsars are shorter than the Roche-lobe filling periods of their progenitor giants – indicating an orbital inspiral within the common envelope (Phinney & Kulkarni 1994; van den Heuvel 1994; Hui et al. 2018).

Despite their different formation histories, the observed eccentricities of helium and CO white dwarf–millisecond pulsar systems are similar, typically spanning $10^{-6} - 10^{-3}$ (Tauris et al. 2012; Hui et al. 2018; Parent et al. 2019). While the eccentricities of helium white dwarfs are explained well by the Phinney (1992) period–eccentricity relation, it is unclear what mechanism produces the very small – but measurably non-zero – eccentricities of CO white dwarfs.

Here, we extend the Phinney (1992) theory to CO white dwarfs with AGB progenitor stars, and consider this mechanism as the possible origin of the eccentricities of such white dwarfs around millisecond pulsars, similarly to their helium white dwarf siblings. While the current periods of these binaries indicate that their orbits have shrunk since Roche-lobe overflow, we will test whether their eccentricities could have been set during this earlier stage. Specifically, we assume a two-stage process: the initial eccentricity is set by the Phinney (1992) mechanism during Roche-lobe overflow, and then both the period and eccentricity evolve during a common envelope phase. At the very least, the Phinney (1992) mechanism provides a clear quantitative limit – without any adjustable parameters – that can be compared to the measured eccentricities. This limit may serve as a theoretical anchor, given the uncertainty in the eccentricity evolution during the subsequent common envelope phase (Glanz & Perets 2021; Szölgény et al. 2022; Trani et al. 2022).

The remainder of this paper is organized as follows. In Section 2 we analyse the structure of RGB and AGB giant stars during mass transfer. In Section 3 we calculate the evolution of the orbital period and eccentricity during and after Roche-lobe overflow. We compare the theory to the observed periods and eccentricities of binary millisecond pulsars in Section 4. We summarize and discuss our results in Section 5.

2 STRUCTURE OF GIANT STARS

2.1 Analytical scaling relations

We begin by deriving simplified analytical expressions for the stellar structure during mass transfer to the pulsar. As we demonstrate in Section 2.2, this description is a rather crude approximation, but it none the less provides valuable qualitative intuition.

2.1.1 Burning shell

We assume a degenerate core (either helium or CO) with a mass m_c and a radius $r_c \propto m_c^{-1/3}$, surrounded by a non-degenerate hydrogen envelope with a mass m_{env} that extends to a radius $r_{\text{env}} \gg r_c$. At small radii r , where the core dominates the gravity, hydrostatic pressure equilibrium in the envelope dictates (see Section 2.1.2 for a more rigorous derivation)

$$\frac{Gm_c\rho}{r} \sim \frac{\rho}{\mu}kT + \frac{aT^4}{3}, \quad (1)$$

where G , a , and k are the gravitational, radiation, and Boltzmann’s constants respectively, ρ is the gas density, T is its temperature, and μ is the mean molecular weight. For helium cores, $m_c < 0.5 M_{\odot}$ and the radiation pressure is negligible, such that $T \propto m_c/r$ (Kippenhahn et al. 2012). Assuming a volumetric energy production rate $\propto \rho^2 T^{\nu}$, the fusion luminosity is given by

$$L \propto \int_{r_c} \rho^2 T^{\nu} r^2 dr \propto \rho_c^2 T_c^{\nu} r_c^3, \quad (2)$$

where ρ_c and T_c are evaluated on top of the core. The strong dependence on the temperature $\nu \gg 1$ ensures that the luminosity is dominated by a thin burning shell at $r \sim r_c$. This luminosity is radiated away from the burning shell by diffusion

$$L \sim \frac{\sigma T_c^4 r_c^2}{\tau} \propto \frac{T_c^4 r_c^2}{\kappa \rho_c r_c} \propto \frac{T_c^4 r_c}{\rho_c}, \quad (3)$$

where σ is the Stefan-Boltzmann constant and τ is the optical depth. The opacity κ is given by a constant electron-scattering value at the relevant temperatures. By comparing equations (2) and (3) we find

$$L \propto r_c^{5/3} T_c^{(\nu+8)/3} \propto m_c^{(\nu+8)/3} r_c^{-1-\nu/3} \propto m_c^{3+4\nu/9} \approx m_c^9, \quad (4)$$

$$\rho_c \propto m_c^{(4-\nu)/3} r_c^{-2+\nu/3} \propto m_c^{2-4\nu/9}, \quad (5)$$

where $\nu \approx 13$ for the CNO cycle that dominates at the relevant temperatures. See Refsdal & Weigert (1970) and Kippenhahn et al. (2012) for a more rigorous derivation of equation (4).

For more massive CO cores, with $m_c \gtrsim 0.5 M_{\odot}$, radiation pressure becomes important and the mass–luminosity relation is shallower. By comparing the radiation dominated regime in equation (1) with equation (3), a much simpler relation is found (Paczynski 1970; Kippenhahn et al. 2012):

$$L \propto \frac{T_c^4 r_c}{\rho_c} \propto m_c. \quad (6)$$

Using equations (2), (3), and (6), the density of the burning shell in the radiation dominated regime scales as

$$\rho_c \propto m_c^{(4-\nu)/(8+\nu)} r_c^{(\nu-12)/(8+\nu)} \propto m_c^{(24-4\nu)/(24+3\nu)}. \quad (7)$$

We combine equations (5) and (7) and estimate the mass of the burning shell:

$$m_{\text{sh}} \sim \rho_c r_c^3 \propto \begin{cases} m_c^{1-4\nu/9} \approx m_c^{-5} & m_c \ll 0.5 M_{\odot} \\ m_c^{-7\nu/(24+3\nu)} \approx m_c^{-13/9} & m_c \gg 0.5 M_{\odot} \end{cases} \quad (8)$$

which is a strong function of the core mass m_c (see also Phinney 1992).

2.1.2 Envelope

In Section 2.1.1 we assumed a radiative burning shell. In this section we extend our radiative model to the entire envelope in order to derive a simple analytical solution, even though red giant envelopes are actually mostly convective (in fact, we rely on this convection in Section 3). The pressure is given by

$$p = \frac{\rho}{\mu}kT + \frac{aT^4}{3} = \frac{1}{\beta} \frac{\rho}{\mu}kT, \quad (9)$$

where the ratio of matter to total pressure β is assumed to be constant within the envelope. As long as the core dominates the mass of the

star (we are interested in residual low-mass envelopes; see Section 1), hydrostatic equilibrium dictates

$$\frac{dp}{dr} = -\frac{Gm_c\rho}{r^2}. \quad (10)$$

The radiative luminosity is given by the diffusion equation

$$L = -4\pi r^2 \frac{c}{3\kappa\rho} \frac{d}{dr}(aT^4) = -\frac{16\pi}{3} \frac{\sigma r^2}{\kappa\rho} \frac{dT^4}{dr}, \quad (11)$$

where $c \equiv 4\sigma/a$ is the speed of light. By comparing equations (10) and (11), demanding thermal equilibrium (i.e. L is constant within the envelope), and assuming a constant κ (valid for the inner layers of the envelope, where electron scattering dominates), we find

$$\frac{dp}{dr} \propto \frac{dT^4}{dr}, \quad (12)$$

and therefore $p \propto T^4$ deep enough inside the envelope, where the external boundary conditions can be neglected. This justifies our constant β assumption in equation (9). Using equations (9), (10), and $p \propto T^4$, the temperature profile is given by

$$\frac{dT}{dr} = \frac{1}{4} \frac{T}{P} \frac{dp}{dr} = -\frac{\beta}{4} \frac{Gm_c\mu}{kr^2}, \quad (13)$$

such that deep enough inside the envelope $\rho \propto T^3 \propto r^{-3}$. Equation (1) can be reproduced by combining equations (9) and (13). We can now integrate the density profile to calculate the envelope's mass

$$m_{\text{env}} = \int_{r_c}^{r_{\text{env}}} 4\pi r^2 \rho(r) dr = \int_{r_c}^{r_{\text{env}}} 4\pi r^2 \rho_c \left(\frac{r_c}{r}\right)^3 dr \quad (14)$$

$$\sim m_{\text{sh}} \ln \frac{r_{\text{env}}}{r_c},$$

or alternatively

$$r_{\text{env}} \sim r_c \exp\left(\frac{m_{\text{env}}}{m_{\text{sh}}}\right), \quad (15)$$

which is valid for $m_{\text{sh}} < m_{\text{env}} < m_{\text{env}}^{\text{crit}}$, with $m_{\text{env}}^{\text{crit}}$ defined below.

Equations (4) and (6) indicate that the luminosity of the giant in this regime (when $r_{\text{env}} \gg r_c$) depends solely on m_c , and is independent of m_{env} . Therefore, if we hypothetically engulf the core with progressively more massive envelopes (starting from $m_{\text{env}} = m_{\text{sh}}$), we find that the effective black-body temperature decreases with increasing m_{env} , scaling as¹

$$T_{\text{eff}} = \left(\frac{L}{4\pi r_{\text{env}}^2 \sigma}\right)^{1/4} \propto L^{1/4} (m_c) r_{\text{env}}^{-1/2}. \quad (16)$$

However, when the effective temperature drops below $\approx 5 \times 10^3$ K, the photosphere's H^- opacity becomes extremely sensitive to T_{eff} , such that T_{eff} becomes approximately constant, following the Hayashi line (Refsdal & Weigert 1970). For such massive envelopes, r_{env} becomes independent of m_{env} and reaches its maximum value

$$r_{\text{env}}^{\text{max}} \propto L^{1/2} \propto \begin{cases} m_c^{9/2} & m_c \ll 0.5 M_\odot \\ m_c^{1/2} & m_c \gg 0.5 M_\odot \end{cases} \quad (17)$$

with a more accurate fit given by Rappaport et al. (1995).

In other words, giants maintain their large radii (which are independent of m_{env}), as long as $m_{\text{env}} > m_{\text{env}}^{\text{crit}}$, which is several times the mass of the burning shell. More specifically, using equation (14)

$$m_{\text{env}}^{\text{crit}}(m_c) \sim m_{\text{sh}}(m_c) \ln \frac{r_{\text{env}}^{\text{max}}(m_c)}{r_c(m_c)}. \quad (18)$$

¹ This explains the almost horizontal track of post-AGB stars in the Hertzsprung–Russell diagram (Blöcker 2001).

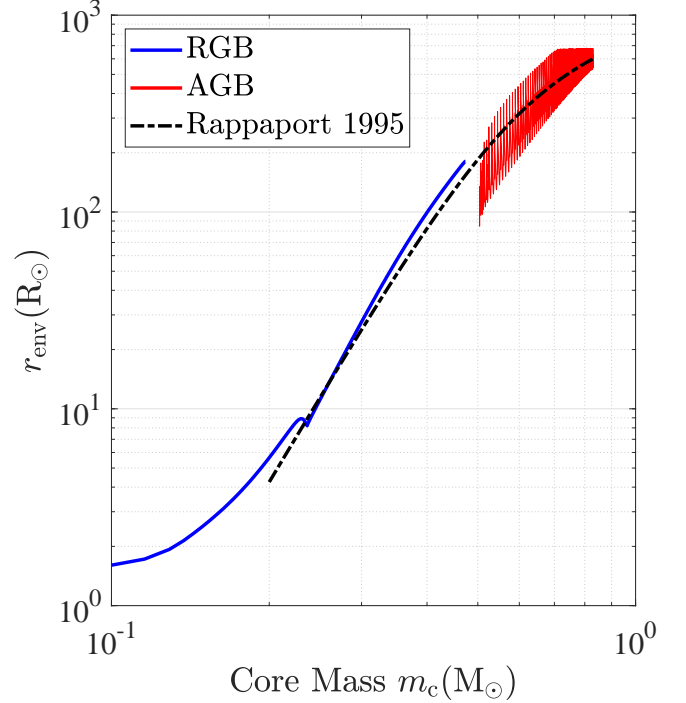


Figure 1. The radius r_{env} of a giant star’s envelope on the RGB and AGB as a function of its core mass m_c , obtained by evolving $1 M_\odot$ (for the RGB) and $2 M_\odot$ (for the AGB) stars in MESA and disabling stellar winds. On the RGB the core is composed of helium, whereas on the AGB it is composed of carbon and oxygen. The radius on the AGB oscillates due to thermal pulses. We fit $r_{\text{env}}(m_c)$ on both branches with the approximate equation (19), following Rappaport et al. (1995).

Once the envelope drops below this mass, it contracts exponentially, eventually reaching a radius comparable to the underlying white dwarf core.

2.2 Numerical calculations

We evolved $1 M_\odot$ and $2 M_\odot$ stars on the RGB and AGB respectively using the stellar evolution code MESA, version r23.05.1 (Paxton et al. 2011, 2013, 2015, 2018, 2019; Jermyn et al. 2023). Our input files closely follow Cinquegrana et al. (2022) and Navarro (2023), who focused on the thermally pulsating AGB phase. As explained in Section 2.1, the structure of a giant star depends almost exclusively on the mass of its underlying degenerate core. The choice of the total stellar mass (i.e. core plus envelope) is therefore arbitrary and made for numerical convenience. For this reason, we artificially disable stellar winds such that our $1 M_\odot$ and $2 M_\odot$ progenitors scan a wide range of core masses m_c as they evolve.

Fig. 1 shows the expansion of the star’s envelope as the core mass grows, in accordance with equation (17). We follow Rappaport et al. (1995), with slight modifications, and fit $r_{\text{env}}(m_c)$ with

$$r_{\text{env}} \approx 6 \times 10^3 \frac{(m_c/M_\odot)^{9/2}}{1 + 7(m_c/M_\odot)^4} R_\odot, \quad (19)$$

which reproduces both limits of equation (17). In Fig. 2 we gradually remove the hydrogen envelope (at an almost fixed m_c) and demonstrate how giants maintain their radii until m_{env} drops below $m_{\text{env}}^{\text{crit}}(m_c)$. In Fig. 3 we repeat this exercise for $\Delta m_c = 10^{-2} M_\odot$ intervals on the RGB and $\Delta m_c = 10^{-3} M_\odot$ intervals on the AGB to

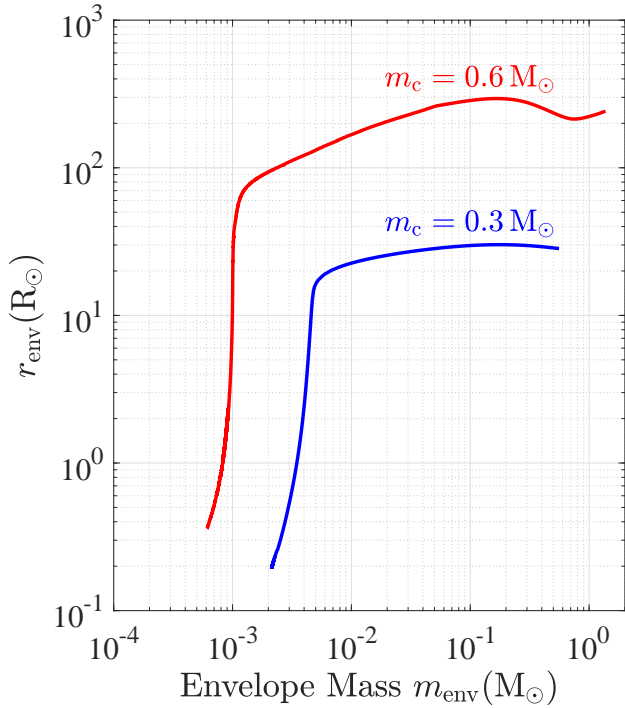


Figure 2. The radii of giant stars r_{env} as a function of their hydrogen envelope mass m_{env} for different core masses $m_c = 0.3 M_\odot$ (on the RGB) and $m_c = 0.6 M_\odot$ (on the AGB). As long as m_{env} is larger than a critical value $m_{\text{env}}^{\text{crit}}(m_c)$, the giant’s radius r_{env} is roughly constant (and given by Fig. 1). Once the envelope’s mass drops below this critical value, its radius shrinks by orders of magnitude, disabling tidal interactions with the pulsar companion. Specifically, convective eddies stop pumping the orbit’s eccentricity when $m_{\text{env}} \approx m_{\text{env}}^{\text{crit}}$ (Phinney 1992).

compute $m_{\text{env}}^{\text{crit}}(m_c)$. While on the RGB m_{env} is well defined, on the AGB the degenerate core is surrounded by two nested shells – helium and hydrogen. The radius of the star is dominated by the outer hydrogen envelope, so we define m_{env} as the mass of the hydrogen layer alone (i.e. without the inner thin helium shell); this extended mass is the one that is relevant for the tidal interaction with the companion pulsar (Section 3).

Our numerically computed $m_{\text{env}}^{\text{crit}}$ decreases steeply with increasing m_c (Fig. 3).² While this qualitative behaviour is predicted by the analytical equations (8) and (18), our fitted power-laws differ considerably from equation (8). Possible sources for this discrepancy include the variation of the nuclear burning exponent ν with temperature (and therefore with m_c), the logarithmic factor in equation (18), which also depends on m_c , and the marginal degeneracy of the hot core, which leads to deviations from $r_c \propto m_c^{-1/3}$ (Refsdal & Weigert 1970). In addition, our single shell analytical theory (Section 2.1) does not capture the alternating burning of the double shell struc-

² Extrapolating our power-law fit reveals that $m_{\text{env}}^{\text{crit}} = m_c$ for $m_0 \approx 0.09 M_\odot$, which is close to the hydrogen burning limit separating main-sequence stars from degenerate objects. Plugging m_0 in equation (19) also roughly reproduces the main-sequence/degenerate radius at this mass $r_0 \approx 0.1 R_\odot$. This is not a coincidence: for m_0 , the temperature above the degenerate core T_c is equal to the hydrogen burning temperature in main-sequence stars, such that the radius r_c , density ρ_c , and luminosity L of the burning shell are similar to those of a main-sequence star at this mass. In other words, $r_{\text{env}} \sim r_c \sim r_0$ and $m_{\text{sh}} \sim m_c \sim m_0$ – providing a useful normalization point for red giants.

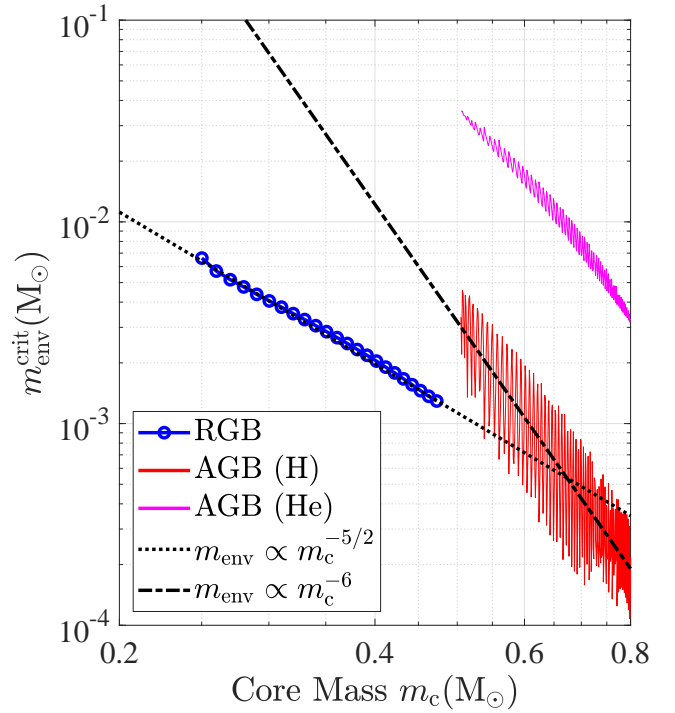


Figure 3. The critical hydrogen envelope mass $m_{\text{env}}^{\text{crit}}$ at which r_{env} drops by a factor of 10 below the giant’s original radius (we are not sensitive to this arbitrary definition thanks to the sharp drop, as seen in Fig. 2). We computed m_{env} as a function of the helium core mass m_c on the RGB (blue circles) and as a function of the CO core mass m_c on the AGB (red line, which oscillates due to the thermal pulses). Approximate power-law fits are provided for both branches. For completeness, we also plot the mass of the helium shell on the AGB (magenta line). Despite being more massive than the hydrogen envelope, this shell is much thinner such that it does not tidally interact with the pulsar.

ture on the AGB and the resulting thermal pulses (e.g. Belloni et al. 2024b).

3 ORBITAL EVOLUTION

In this section we briefly describe the Phinney (1992) model, and extend it to AGB stars using the results of Section 2. According to Phinney (1992), the orbital period P and eccentricity e are determined close to the moment of Roche-lobe detachment, when $m_{\text{env}} \approx m_{\text{env}}^{\text{crit}} \ll m_c$. For simplicity, we approximate $m_c \ll M$, where M is the mass of the pulsar, and assume that all white dwarfs orbit pulsars with roughly the same mass M . These simplifications will enable us to derive useful analytical power-law relations.

The orbital period at which the giant star fills its Roche lobe is given by its mean density

$$P^2 \sim \frac{R^3}{GM} \sim \frac{r_{\text{env}}^3}{Gm_c}, \quad (20)$$

where R is the distance between the giant and the pulsar, and $r_{\text{env}} \approx r_{\text{env}}^{\text{max}}$ as long as $m_{\text{env}} > m_{\text{env}}^{\text{crit}}$. When m_{env} drops below this critical value, the giant quickly contracts and detaches from its Roche lobe. The orbital period at the moment of detachment is given by

$$P \propto r_{\text{env}}^{3/2} m_c^{-1/2} \propto \begin{cases} m_c^{25/4} & m_c \ll 0.5 M_\odot \\ m_c^{1/4} & m_c \gg 0.5 M_\odot \end{cases} \quad (21)$$

where we have substituted r_{env} from equation (17);

see [Rappaport et al. \(1995\)](#) for a similar expression and [Tauris & Savonije \(1999\)](#) for a more accurate computation in the $m < 0.45 M_\odot$ regime.

The envelopes of giant stars are mostly convective (e.g. [Kippenhahn et al. 2012](#)). To evacuate the nuclear burning luminosity L , the convective flux satisfies

$$F = \frac{1}{2} \rho_{\text{env}} v_{\text{conv}}^3 = \sigma T_{\text{eff}}^4, \quad (22)$$

where $\rho_{\text{env}} \sim m_{\text{env}} r_{\text{env}}^{-3}$ is the envelope's mean density and v_{conv} is the typical convective velocity. The convection slightly changes the giant's gravitational quadrupole moment (the monopole and dipole are fixed by the conservation of mass and momentum), perturbing the binary orbit. [Phinney \(1992\)](#) showed that the epicyclic motion (associated with the eccentricity around the equilibrium circular orbit) reaches energy equipartition with the convective eddies (see also [Ginzburg & Chiang 2022](#)):

$$\frac{GMm_c}{2R} e^2 = \frac{1}{2} m_{\text{env}} v_{\text{conv}}^2. \quad (23)$$

Using equations (22) and (23), the eccentricity scales as

$$e^2 \propto R m_c^{-1} m_{\text{env}}^{1/3} r_{\text{env}}^2 \propto P^{2/3} m_c^{-1} m_{\text{env}}^{1/3} r_{\text{env}}^2, \quad (24)$$

where we assumed an almost constant T_{eff} on the Hayashi line and used Kepler's third law. Specifically, if the giant fills its Roche lobe, then its orbital period is given by equation (20), such that

$$e \propto P \left(\frac{m_{\text{env}}}{m_c} \right)^{1/6} \propto m_c^{-2/3} m_{\text{env}}^{1/6} r_{\text{env}}^{3/2}. \quad (25)$$

The tidal circularization time-scale on which this eccentricity equilibrium is established scales as $(r_{\text{env}}/R)^{-8}$ ([Zahn 1977](#); [Phinney 1992](#); [Ginzburg & Chiang 2022](#)).³ As long as the giant star fills its Roche lobe such that $r_{\text{env}}/R \sim (m_c/M)^{1/3}$, this time-scale is short enough to enforce equation (25) as the star evolves. However, once the envelope's mass is reduced to $m_{\text{env}} \approx m_{\text{env}}^{\text{crit}}$ and r_{env} contracts by a factor of a few, the circularization time-scale exceeds the contraction time-scale. At this point, the contraction 'runs away' and tides are no longer able to adjust the eccentricity. As a result, the eccentricity freezes when $m_{\text{env}} \approx m_{\text{env}}^{\text{crit}}$ and $r_{\text{env}} \sim r_{\text{env}}^{\text{max}}$. By plugging r_{env} from equation (17) in equation (25) we find that the eccentricity scales approximately as

$$e \propto \begin{cases} m_c^6 m_{\text{env}}^{1/6} & m_c \ll 0.5 M_\odot \\ m_c^{1/12} m_{\text{env}}^{1/6} & m_c \gg 0.5 M_\odot \end{cases} \quad (26)$$

We now use our power-law fits for $m_{\text{env}}^{\text{crit}}(m_c)$ from Fig. 3, and find that for $m_c \ll 0.5 M_\odot$ the dependence on m_{env} can be neglected, whereas for $m_c \gg 0.5 M_\odot$ this term actually dominates the scaling:

$$e \propto \begin{cases} m_c^6 & m_c \ll 0.5 M_\odot \\ m_c^{-1} & m_c \gg 0.5 M_\odot \end{cases} \quad (27)$$

where we approximate both powers for simplicity.

Combining the low-mass limit (RGB) of equations (21) and (27) approximately yields the famous relation $e \propto P$ for helium white dwarfs ([Phinney 1992](#)). As we show in Section 4, the orbits of more massive CO white dwarfs have shrunk after Roche-lobe overflow, such that their observed periods are below the prediction of equation

(21). Without modelling this inspiral (which is beyond the scope of the paper), our theory cannot predict an analogous $e(P)$ relation for $m_c > 0.5 M_\odot$. Never the less, we can still use the $e(m_c)$ relation implied by equation (27) to estimate the role of convective eddies in setting the observed eccentricities of CO white dwarfs.

4 OBSERVATIONS

In Fig. 4 we plot the observed millisecond pulsars (spin periods shorter than 50 ms) with white dwarf companions from the ATNF Pulsar Catalogue <http://www.atnf.csiro.au/research/pulsar/psrcat> ([Manchester et al. 2005](#)), version 2.1.1 (April 2024). We exclude pulsars that are associated with globular clusters because their eccentricities could have been excited by dynamical interactions ([Rasio & Hogg 1995](#)). The markers indicate the median white dwarf mass (which we identify with the progenitor's core mass m_c), and the error bars span from the minimum mass to the 90th percentile (inclination angle of 25.8°).

We divide the observed population into helium white dwarfs and CO white dwarfs (the latter group possibly containing also oxygen-neon ONe white dwarfs). We overlay the observations with the orbital period during Roche-lobe overflow, which is calculated (similarly to [Rappaport et al. 1995](#)) from the envelope's radius, given by equation (19). The measured periods of helium white dwarfs are similar to the periods of their Roche-lobe filling progenitors, consistent with stable mass transfer (see also [Phinney & Kulkarni 1994](#); [Rappaport et al. 1995](#)). The measured eccentricities of most of these helium white dwarfs are explained well by convective perturbations in the progenitor's envelope during Roche-lobe detachment ([Phinney 1992](#)). A notable exception is the recently discovered class of eccentric millisecond pulsars (eMSPs), which are clustered at orbital periods of $\approx 20 - 30$ d (see [Ginzburg & Chiang 2022](#), and references therein). The [Phinney \(1992\)](#) relation is represented in Fig. 4 by $e \propto m_c^6$ (the dashed line in the bottom panel), but due to the uncertainty in m_c , it is usually depicted in the $e-P$ plane instead (Fig. 5, see also [Phinney & Kulkarni 1994](#); [Ginzburg & Chiang 2022](#)).

The observed orbital periods of CO white dwarfs, on the other hand, are orders of magnitude shorter than the periods at which their progenitors filled their Roche lobe – indicating an inspiral following an unstable mass transfer episode (i.e. a common envelope event). We estimate the eccentricity at the onset of the inspiral by extending the [Phinney \(1992\)](#) model using equation (25): by substituting r_{env} from equation (19) and m_{env} from the analytical fits in Fig. 3, we derive a more accurate version of equation (27), which is given by the solid line in the bottom panel of Fig. 4. We normalize our $e(m_c)$ relation, as well as the $e \propto m_c^6$ dashed line, to coincide with [Phinney \(1992\)](#) at an orbital period of 100 d ($m_c \approx 0.3 M_\odot$). We emphasize that this normalization is not a freely adjustable fitting parameter, but it was rather calculated theoretically by [Phinney \(1992\)](#) using a more accurate version of our Section 3. As a consequence, our theory has no free parameters, and it implies that convection excites eccentricities $e \sim 3 \times 10^{-3}$ for all CO white dwarfs during Roche-lobe overflow, regardless of their mass (because of the turnover in the $e-m_c$ relation).

Almost all of the measured eccentricities of CO white dwarfs lie below our theoretical limit (bottom panel of Fig. 4), indicating that the orbital inspiral is accompanied by circularization. Although a theoretical description of such circularization is beyond the scope of this paper, we might gain some empirical insight by studying the observed $e(P)$ relation, which we plot in Fig. 5. In particular,

³ The same convective eddies that perturb the orbit and excite the eccentricity also damp the eccentricity by dissipating the energy stored in the tidal bulges that the pulsar raises. This is a manifestation of the fluctuation–dissipation theorem ([Phinney 1992](#)).

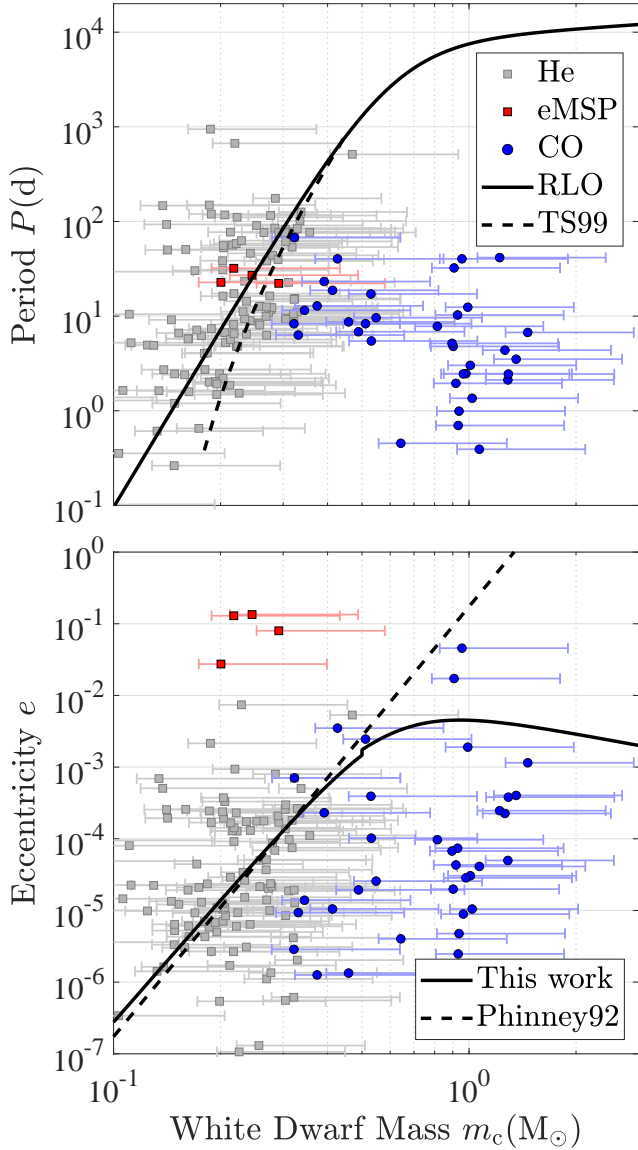


Figure 4. Observed field binary millisecond pulsars from the ATNF Pulsar Catalogue with helium (squares) and CO/ONe (blue circles) white dwarf companions. *Top panel:* unlike helium white dwarfs, the orbital periods of CO white dwarfs are inconsistent with the Roche-lobe overflow of their progenitors (solid line), with a radius r_{env} given by equation (19). The dashed line marks the detailed evolutionary calculations of Tauris & Savonije (1999). *Bottom panel:* the eccentricities of most helium white dwarfs are set by convection in their progenitors’ envelopes when they detach from their Roche lobe (Phinney 1992; the exceptional eMSPs are coloured in red). We extend this theory to CO white dwarfs using equation (25), with envelope masses m_{env} fitted from Fig. 3. This limit (solid line) provides the initial conditions for the subsequent inspiral from Roche-lobe overflow to the current periods.

CO white dwarfs with $m_c \gtrsim 0.6 M_\odot$ offer a unique opportunity: as seen in Fig. 4, such massive white dwarfs begin their inspiral with practically identical periods and eccentricities – eliminating any potential dependence on the initial conditions. Our best power-law fit for CO white dwarfs with median masses $m_c > 0.6 M_\odot$ is approximately $e \propto P^{3/2}$ (Fig. 5), which is much shallower and tighter than Hui et al. (2018), who unlike us did not decompose their sample into massive and low-mass CO white dwarfs.

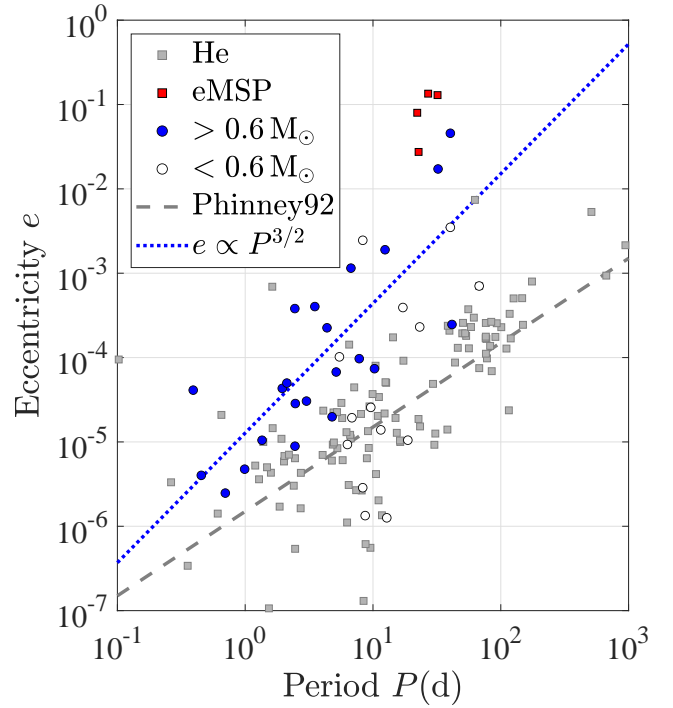


Figure 5. Similar to Fig. 4, but in the period–eccentricity plane. We also separate the CO white dwarfs (circles) according to their median mass. White dwarfs with $m_c > 0.6 M_\odot$ begin their common-envelope inspiral with similar orbital periods and eccentricities (solid lines in Fig. 4), eliminating a potential dependence on these initial conditions. Our best power-law fit for their final $e(P)$ relation (dotted line) may therefore teach us about the eccentricity evolution during common envelope. The eccentricities of helium white dwarfs (except for eMSPs) follow the Phinney (1992) relation $e \propto P$ (dashed line).

5 SUMMARY AND DISCUSSION

One of the impressive successes of stellar evolution theory is explaining the orbits of millisecond pulsars with helium white dwarf companions. Stable Roche-lobe overflow of the white dwarf’s red giant (RGB) progenitor sets a clear relation $P \propto m_c^6$ between the orbital period and the white dwarf’s mass, which is consistent with the observations (Joss et al. 1987; Phinney & Kulkarni 1994; Rappaport et al. 1995; Tauris & Savonije 1999). The measured orbital eccentricities follow a similar correlation $e \propto P \propto m_c^6$, which is set by convective motion of mass in the red giant’s envelope (Phinney 1992). Specifically, the orbital evolution (P and e) freezes when the red giant’s hydrogen envelope is reduced to a critical mass $m_{\text{env}}^{\text{crit}}$ (a few times the mass of the burning shell), at which its radius r_{env} contracts by orders of magnitude inside the Roche lobe. The success of this theory has been recently challenged by the discovery of several eccentric millisecond pulsars (eMSPs) that follow the $P(m_c)$ relation, but are orders of magnitude more eccentric than predicted by Phinney (1992). Ginzburg & Chiang (2022) argued that these eMSPs could be explained by a resonance between the orbital period and the convective turnover time, but several other mechanisms have been proposed as well (Antoniadis 2014; Freire & Tauris 2014; Jiang et al. 2015; Han & Li 2021; Tang et al. 2023; Wang & Gong 2023).

In this paper, we turned our attention to a similar class of binary millisecond pulsars with heavier CO white dwarf companions. The formation history of these systems is less obvious than their helium counterparts (Tauris et al. 2011, 2012). Specifically, their current orbital periods are orders of magnitude shorter than the Roche-lobe

filling periods of their presumed AGB progenitor stars, possibly indicating an inspiral within a common envelope following unstable Roche-lobe overflow. Surprisingly, despite this different evolution, the typical measured eccentricities of these two classes are rather similar ($e \sim 10^{-6} - 10^{-3}$), leading us to speculate whether they were excited by the same mechanism. Other models might face a fine-tuning challenge in trying to explain such tiny – but finite – eccentricities.

To answer this question, we extended the Phinney (1992) model to AGB stars that initially fill their Roche lobe. Due to the increasing role of radiation pressure in their interiors, the $P(m_c)$ relation of these stars flattens (Rappaport et al. 1995), such that the mass of the envelope $m_{\text{env}}^{\text{crit}}$ – rather than that of the core m_c – becomes the dominant factor in determining the eccentricity. By running a suite of MESA simulations with $\Delta m_c = 10^{-3} M_\odot$ intervals, we resolved the thermal pulses on the AGB and found that $m_{\text{env}}^{\text{crit}} \propto m_c^{-6}$. This steep dependence causes the $e(m_c)$ relation to turn over, such that AGB convection yields an approximately constant $e \sim 3 \times 10^{-3}$, which is almost independent of m_c .

We compared our theoretical prediction – which has no free parameters – to the observations, finding that almost all CO white dwarf–millisecond pulsar binaries have lower eccentricities. This indicates that orbital eccentricities are damped, rather than excited, during the subsequent common envelope inspiral phase. Quantitatively, we found an empirical relation $e \propto P^{3/2}$ between the final eccentricities and periods of white dwarfs with median masses $m_c > 0.6 M_\odot$. Presumably thanks to the almost uniform Roche-lobe overflow e and P initial conditions in this mass range, our final e – P relation is much tighter than Hui et al. (2018), who considered less massive CO white dwarfs as well. This observed correlation motivates future theoretical work on the eccentricity evolution during the common envelope phase (see also Dermine et al. 2013; Glanz & Perets 2021; Szölgvény et al. 2022; Trani et al. 2022).

Although we focused here on radio observations of white dwarfs around millisecond pulsars, our results may be applied to overflowing AGB stars (and their white dwarf remnants) orbiting other types of stars as well. Specifically, the *Gaia* mission has recently uncovered a population of white dwarf–main sequence wide binaries that could have formed similarly (Shahaf et al. 2024; Yamaguchi et al. 2024b). Another example is the class of self-lensing binaries found by the *Kepler* spacecraft, which lie relatively close to (and below) the Roche-lobe filling $P(m_c)$ line of AGB stars (Kruse & Agol 2014; Kawahara et al. 2018; Belloni et al. 2024a; Yamaguchi et al. 2024a).

ACKNOWLEDGEMENTS

We thank Núria Navarro for valuable guidance in using the Hebrew University’s computer cluster and for sharing her input files. We thank Re’em Sari for illuminating discussions. We acknowledge support from the Israel Ministry of Innovation, Science, and Technology (grant No. 1001572596), and from the United States – Israel Binational Science Foundation (BSF; grant No. 2022175).

DATA AVAILABILITY

The data underlying this article will be shared on reasonable request to the corresponding author.

REFERENCES

- Antoniadis J., 2014, *ApJ*, **797**, L24
- Belloni D., Schreiber M. R., Zorotovic M., 2024a, *arXiv e-prints*, p. [arXiv:2401.17510](https://arxiv.org/abs/2401.17510)
- Belloni D., Mikołajewska J., Schreiber M. R., 2024b, *arXiv e-prints*, p. [arXiv:2402.08647](https://arxiv.org/abs/2402.08647)
- Blöcker T., 2001, *Ap&SS*, **275**, 1
- Cinquegrana G. C., Joyce M., Karakas A. I., 2022, *ApJ*, **939**, 50
- Dermine T., Izzard R. G., Jorissen A., Van Winckel H., 2013, *A&A*, **551**, A50
- Freire P. C. C., Tauris T. M., 2014, *MNRAS*, **438**, L86
- Freire P. C. C., et al., 2012, *MNRAS*, **423**, 3328
- Ginzburg S., Chiang E., 2022, *MNRAS*, **509**, L1
- Glanz H., Perets H. B., 2021, *MNRAS*, **507**, 2659
- Han Q., Li X.-D., 2021, *ApJ*, **909**, 161
- Hui C. Y., Wu K., Han Q., Kong A. K. H., Tam P. H. T., 2018, *ApJ*, **864**, 30
- Iben Icko J., Livio M., 1993, *PASP*, **105**, 1373
- Ivanova N., et al., 2013, *A&ARv*, **21**, 59
- Jermyn A. S., et al., 2023, *ApJS*, **265**, 15
- Jiang L., Li X.-D., Dey J., Dey M., 2015, *ApJ*, **807**, 41
- Joss P. C., Rappaport S., Lewis W., 1987, *ApJ*, **319**, 180
- Kawahara H., Masuda K., MacLeod M., Latham D. W., Bieryla A., Benomar O., 2018, *AJ*, **155**, 144
- Kippenhahn R., Weigert A., Weiss A., 2012, *Stellar Structure and Evolution*. Springer, doi:[10.1007/978-3-642-30304-3](https://doi.org/10.1007/978-3-642-30304-3)
- Kruse E., Agol E., 2014, *Science*, **344**, 275
- Lorimer D. R., Kramer M., 2004, *Handbook of Pulsar Astronomy*. Cambridge Observing Handbooks for Research Astronomers Vol. 4, Cambridge University Press
- Manchester R. N., Hobbs G. B., Teoh A., Hobbs M., 2005, *AJ*, **129**, 1993
- Navarro N., 2023, MESA inlists for "The surviving remnants of red giants after a partial tidal disruption event", MSc thesis, doi:[10.5281/zenodo.10156193](https://doi.org/10.5281/zenodo.10156193), <https://doi.org/10.5281/zenodo.10156193>
- Paczynski B., 1970, *Acta Astron.*, **20**, 47
- Paczynski B., 1976, in Eggleton P., Mitton S., Whelan J., eds, *Proc. IAU Symp. Vol. 73, Structure and Evolution of Close Binary Systems*. Reidel, Dordrecht, p. 75
- Parent E., et al., 2019, *ApJ*, **886**, 148
- Paxton B., Bildsten L., Dotter A., Herwig F., Lesaffre P., Timmes F., 2011, *ApJS*, **192**, 3
- Paxton B., et al., 2013, *ApJS*, **208**, 4
- Paxton B., et al., 2015, *ApJS*, **220**, 15
- Paxton B., et al., 2018, *ApJS*, **234**, 34
- Paxton B., et al., 2019, *ApJS*, **243**, 10
- Phinney E. S., 1992, *Philosophical Transactions of the Royal Society of London Series A*, **341**, 39
- Phinney E. S., Kulkarni S. R., 1994, *ARA&A*, **32**, 591
- Rappaport S., Podsiadlowski P., Joss P. C., Di Stefano R., Han Z., 1995, *MNRAS*, **273**, 731
- Rasio F. A., Heggie D. C., 1995, *ApJ*, **445**, L133
- Refsdal S., Weigert A., 1969, *A&A*, **1**, 167
- Refsdal S., Weigert A., 1970, *A&A*, **6**, 426
- Refsdal S., Weigert A., 1971, *A&A*, **13**, 367
- Savonije G. J., 1987, *Nature*, **325**, 416
- Schwarzschild M., Härm R., 1965, *ApJ*, **142**, 855
- Serylak M., et al., 2022, *A&A*, **665**, A53
- Shahaf S., Hallakoun N., Mazeh T., Ben-Ami S., Rekhi P., El-Badry K., Toonen S., 2024, *MNRAS*, **529**, 3729
- Szölgvény Á., MacLeod M., Loeb A., 2022, *MNRAS*, **513**, 5465
- Tang W.-S., Gao S.-J., Li X.-D., 2023, *MNRAS*, **519**, 2951
- Tauris T. M., 2011, in Schmidtbreich L., Schreiber M. R., Tappert C., eds, *Astronomical Society of the Pacific Conference Series Vol. 447, Evolution of Compact Binaries*. p. 285 ([arXiv:1106.0897](https://arxiv.org/abs/1106.0897)), doi:[10.48550/arXiv.1106.0897](https://doi.org/10.48550/arXiv.1106.0897)
- Tauris T. M., Savonije G. J., 1999, *A&A*, **350**, 928
- Tauris T. M., Langer N., Kramer M., 2011, *MNRAS*, **416**, 2130
- Tauris T. M., Langer N., Kramer M., 2012, *MNRAS*, **425**, 1601

- Trani A. A., Rieder S., Tanikawa A., Iorio G., Martini R., Karelín G., Glanz H., Portegies Zwart S., 2022, [Phys. Rev. D](#), **106**, 043014
- van den Heuvel E. P. J., 1994, [A&A](#), **291**, L39
- Wang D., Gong B. P., 2023, [MNRAS](#), **526**, 5021
- Weigert A., 1966, [Z. Astrophys.](#), **64**, 395
- Wolszczan A., 1994, [Science](#), **264**, 538
- Wolszczan A., Frail D. A., 1992, [Nature](#), **355**, 145
- Yamaguchi N., El-Badry K., Ciardi D. R., Latham D. W., Masuda K., Bieryla A., Clark C. A., Condon S. S., 2024a, arXiv e-prints, p. [arXiv:2405.00780](#)
- Yamaguchi N., et al., 2024b, [MNRAS](#), **527**, 11719
- Zahn J. P., 1977, [A&A](#), **57**, 383

This paper has been typeset from a $\text{\TeX}/\text{\LaTeX}$ file prepared by the author.