

Language-Guided Self-Supervised Video Summarization Using Text Semantic Matching Considering the Diversity of the Video

Tomoya Sugihara
The University of Tokyo
Tokyo, Japan
sugihara@cvm.t.u-tokyo.ac.jp

Ling Xiao
The University of Tokyo
Tokyo, Japan
ling@cvm.t.u-tokyo.ac.jp

Shuntaro Masuda
The University of Tokyo
Tokyo, Japan
masuda@cvm.t.u-tokyo.ac.jp

Toshihiko Yamasaki
The University of Tokyo
Tokyo, Japan
yamasaki@cvm.t.u-tokyo.ac.jp

ABSTRACT

Current video summarization methods primarily depend on supervised computer vision techniques, which demands time-consuming manual annotations. Further, the annotations are always subjective which make this task more challenging. To address these issues, we analyzed the feasibility in transforming the video summarization into a text summary task and leverage Large Language Models (LLMs) to boost video summarization. This paper proposes a novel self-supervised framework for video summarization guided by LLMs. Our method begins by generating captions for video frames, which are then synthesized into text summaries by LLMs. Subsequently, we measure semantic distance between the frame captions and the text summary. It's worth noting that we propose a novel loss function to optimize our model according to the diversity of the video. Finally, the summarized video can be generated by selecting the frames whose captions are similar with the text summary. Our model achieves competitive results against other state-of-the-art methods and paves a novel pathway in video summarization.

KEYWORDS

Video summarization, Large Language Models, Image captioning model, Self-supervised learning, Semantic textual similarity

1 INTRODUCTION

Video summarization involves distilling a full-length video into a concise version that encapsulates the most crucial or engaging elements of the original. The goal is to produce a summary that is brief yet delivers a cohesive grasp of the principal themes or narratives of the video. Video summarization has emerged as an important research topic in today's fast-paced information society for two main reasons: 1) There has been an unprecedented increase in video content across social media platforms. This includes not only professional productions such as news broadcasts, live concerts, and sports events but also user-generated content. Dominant platforms especially YouTube and Instagram have become integral to various facets of our daily lives, and they are expected to maintain their far-reaching impact¹. 2) The overwhelming volume of available video content, coupled with the modern demand for rapid

assimilation of extensive information, underscores the growing necessity for video summarization technology. As it becoming increasingly time-consuming for individuals to consume and process all the available material, video summarization is proving to be an essential development within multimedia and computer vision to address these societal demands.

Video summarization, which creates an abridged version of a video while preserving its essential content and information, has wide-ranging applications. It enables users to quickly absorb the crucial parts of lengthy videos, thus optimizing the time spent understanding the content. For example, in educational contexts, summarization can boost learning efficiency by concentrating on key topics. It also serves to highlight the most thrilling or significant moments, thereby improving the viewer's experience. Moreover, the technology is instrumental for producing promotional or commercial clips, showcasing its versatility across different domains.

However, video summarization is inherently complex due to the diverse content and subjectivity involved in identifying key segments within extensive footage. Sophisticated analytical approaches are required to discern these crucial shots. With the evolution of deep neural network architectures, the accuracy of computer vision-based approach has significantly improved. Techniques such as Convolutional Neural Networks (CNNs) for image analysis [6, 10, 13, 36], Recurrent Neural Networks (RNNs) for temporal sequence modeling [31, 32, 35], and the attention mechanisms for highlighting important features [1, 3, 35] have enabled effective summarization models. Numerous studies have pursued supervised learning approaches in video summarization, seeking models of heightened accuracy [6, 8, 12, 15]. Nonetheless, such supervised techniques are dependent on extensive annotated datasets, the creation of which can be labor-intensive and intrinsically subjective.

Conversely, the latest progress in Large Language Models (LLMs), including the Generative Pre-trained Transformer 4 (GPT-4) [16] and Large Language Model Meta AI 2 (LLaMa 2) [25], has greatly advanced text summarization, enabling the generation of accurate summaries in zero-shot scenarios. This breakthrough in LLMs has opened up new possibilities to video summarization, offering potential solutions to the challenges associated with supervised methods. Furthermore, due to the advancements in Vision-and-Language models, integrating vision and language has become more straightforward. This progress has simplified tasks such as Visual Question Answering (VQA) [29], image-to-text [28] or text-to-image task [20].

¹<https://www.statista.com/statistics/1061017/digital-video-viewers-number-worldwide/> Accessed 2024-1-20

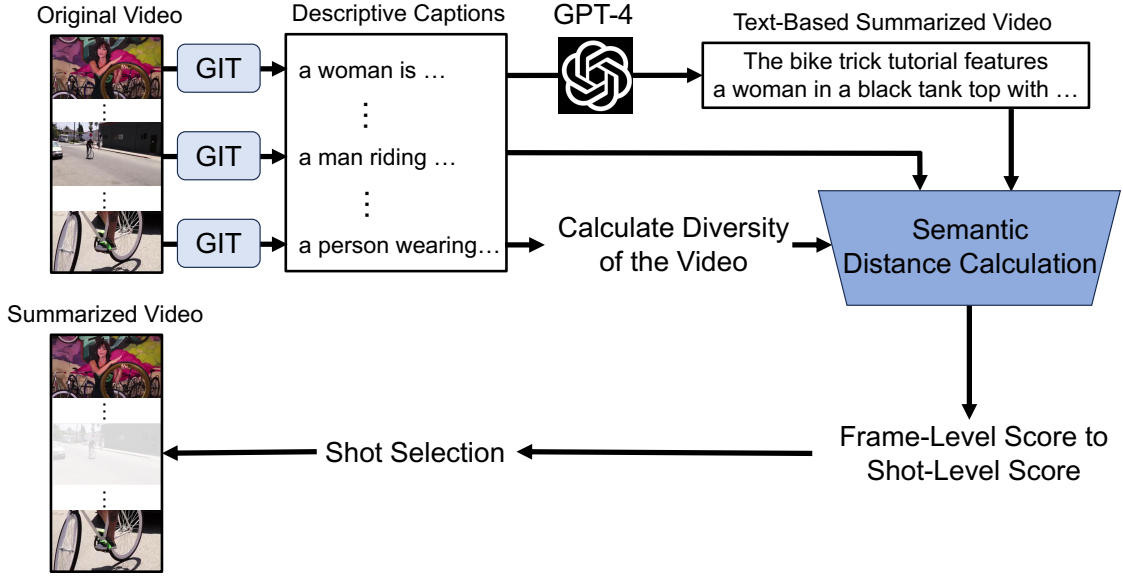


Figure 1: The overview of our proposed framework. We first generate captions from individual video frames using a pre-trained image captioning model, Generative Image-to-text Transformer (GIT) [28]. Then the text summary is created by Generative Pre-trained Transformer 4 (GPT-4) [16]. Based on the captions, diversity of the input video is calculated. Using the optimal loss function according to the diversity of the video, our model calculates semantic distance between individual captions and the text summary.

Image captioning models, which produce descriptive captions for images, represent a captivating convergence of computer vision and natural language processing (NLP), and are instrumental for tasks that translate visual content into text.

However, leveraging these advanced capabilities for video summarization remains underexplored. In this paper, we delve into the potential of LLMs for video summarization, an approach that has shown promise in various unsupervised scenarios [14, 30]. We develop novel methods to effectively harness LLMs for video summarization. Our proposed method follows a completely different framework from conventional video summarization methods which mainly rely on video frames to calculate frame-level importance scores (frame-level scores). The overview of our proposed method is shown in Figure 1. Our process begins by generating descriptive captions for individual video frames using a pre-trained image captioning model. Then, these generated captions are fed into the LLMs in chronological order, and the resulting coherent text summary is used as reference data. We propose a self-supervised training approach that enables an encoder to calculate semantic distance between the frame captions and the overall text summary within a semantic embedding space. During this phase, the model is optimized using the proposed loss function, tailored to the video’s diversity, hence fostering the development of a robust video summarization model. We termed this proposed loss function the Preserving Diversity Loss (PDL).

Briefly, our contributions are as follows:

- We are the first to explore the feasibility of transforming a video summarization task into an NLP task. In this context,

We propose a novel NLP-based self-supervised video summarization method that leverages the advantages in NLP for video summarization.

- We propose a novel PDL function that considers the diversity of videos for video summarization.
- Experimental results on SumMe and TVSum datasets confirm the effectiveness of our proposed model.

2 RELATED WORK

2.1 Video Summarization

Video summarization involves processing a sequence of video frames and producing a binary vector that indicates which shots to be included in the summary. Traditional video summarization methods typically rely on neural networks and can be categorized into supervised and unsupervised approaches.

Supervised learning for video summarization involves methods that use large-scale, manually annotated frame-level data for training [6, 8, 12]. MSVA [6] extracts various visual features from frame images, such as static and dynamic features. A2Summ [8] aligns and attends the multimodal input by an alignment-guided self-attention module to make the use of cross-modal correlation. In SSPVS [12], self-supervised learning is conducted on both the text encoder and the image encoder during pre-training, with the training data being used for multi-stage fine-tuning in downstream tasks. However, constructing datasets with manual annotations not only requires significant time and effort but also necessitates measures to reduce subjectivity among multiple annotators. Therefore, creating training data is challenging in the field of video summarization [17].

In unsupervised learning for video summarization [1, 3, 10, 13, 31, 32, 35, 36], models calculate frame-level scores using frame images without the need for annotated data. Recent unsupervised video summarization methods employ Generative Adversarial Network (GAN) based methods [9, 10, 13], RNNs based methods [31, 32, 35] and self-attention module based methods [1, 3, 9, 35] to calculate frame-level scores. SAM-GAN [13] uses GAN to select a subset of keyframes, aiming to generate summaries that closely resemble the original video. DSAVS [35] calculates the similarity between the caption and frame images within the same semantic space, employing Long Short Term Memory (LSTM) module and a self-attention module. RSSUM [1] adopts self-supervised learning by training an encoder to reconstruct missing video sections using rule-based masked operations. However, there is still a gap between achieved accuracy and real-world applications. Therefore, more researches are needed.

2.2 Text Summarization

Text summarization can be divided into two types: extractive summarization and abstractive summarization. Extractive summarization entails selecting significant sentences or phrases from a document and combining them to create a text summary. MatchSum [34] formulates this as a semantic text matching problem, where the correct summary is semantically embedded closer to the original document compared to other candidate summaries. Specifically, the model employs a Siamese-BERT architecture that is based on the Siamese network [4]. The Siamese-BERT consists of two Bidirectional Encoder Representations from Transformers (BERT) [5] with shared-weights and a cosine similarity layer.

Abstractive summarization involves concisely paraphrasing the main content from the sentences within the input document while retaining the important parts. Recent advancements have been marked by the development of LLMs such as GPT-4 [16] and LLaMA 2 [25], which are built upon the Transformer [26] architecture and have been pre-trained on a vast amount of datasets. These models possess advanced language understanding and generation capabilities, improving the ability to accurately summarize long documents. Also, it is reported that these performances are equivalent to human-written summaries [24, 33]. As a result, text summarization technology has become capable of accurately summarizing more complex and lengthy texts in zero-shot settings.

3 METHOD

3.1 Framework of our method

As previously mentioned, our motivation is to leverage the full potential of LLMs in multi-modal learning. To this end, we propose a novel method to transform video summarization task into an NLP task, which enables representing videos linguistically. Figure 1 provides the overview of our framework. Our method begins by generating descriptive captions for downsampled individual video frames by using a pre-trained image captioning model, Generative Image-to-text Transformer (GIT) [28]. Then, these captions are synthesized into a coherent text summary by using GPT-4 [16]. Afterwards, the number of downsampled captions is denoted as n , with C_i representing the frame captions for $i \in \{1, 2, \dots, n\}$, and T

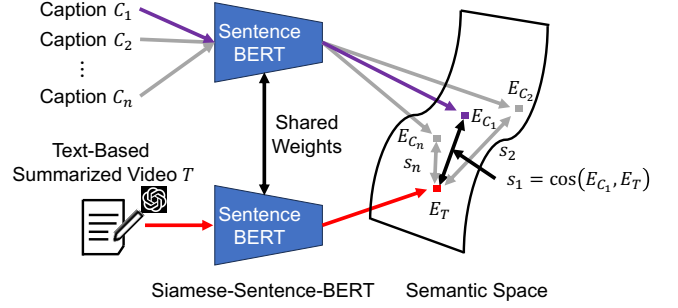


Figure 2: The pipeline of the proposed semantic distance calculation module. We solve semantic textual similarity task between individual frame captions and the generated text summary to calculate frame-level scores using Siamese-Sentence-BERT architecture [4, 19].

representing the generated text summary. We begin with encoding each of the n frame captions and the generated text summary using pre-trained Sentence-BERT [19]. The encoded captions are denoted as E_{C_i} , and the encoded text summary as E_T . Then, we perform deep metric learning on the Siamese-Sentence-BERT architecture [4, 19], which consists of two pre-trained Sentence-BERTs with shared-weights and a cosine similarity layer. After the model is trained, the model inputs the pair of individual captions, C_i and the text summary, T . The encoded captions are denoted as E'_{C_i} and the encoded text summary is denoted as E'_T . The similarity score s_i between E'_{C_i} and E'_T is calculated using the cosine similarity, calculated by Eq. (1) as follows:

$$s_i = \frac{E'_{C_i} \cdot E'_T}{\|E'_{C_i}\| \|E'_T\|} (= \cos(E'_{C_i}, E'_T)). \quad (1)$$

Then, i -th frame-level score S_i is calculated as follows:

$$S_i = \frac{1}{2}(1 + s_i). \quad (2)$$

3.2 Proposed PDL

Overall PDL. We introduce a novel PDL, denoted as \mathcal{L}_{PDL} , tailored for accommodating the diversity of the video into video summarization. The PDL mainly contains two components: a margin ranking loss \mathcal{L}_m and a regularization loss \mathcal{L}_s [13]. Mathematically, \mathcal{L}_{PDL} is calculated as follows:

$$\mathcal{L}_{PDL} = \mathcal{L}_m + \lambda \mathcal{L}_s, \quad (3)$$

where λ is a value to balance the two terms, which is decided by the video diversity.

Specifically, the frame is first represented linguistically by an image captioning model. Then, we calculate the semantic similarity of frame captions using \mathcal{L}_m . We also apply a sparsity regularization loss, \mathcal{L}_s to constrain the number of keyframes. Finally, we introduce a unique diversity metric, denoted as λ , to dynamically adjust the balance between two losses. When the diversity of the video is high, incorporating the regularization loss becomes unnecessary, as the inherent diversity ensures a rich and comprehensive representation of the video content. Conversely, if similar captions are prevalent,

making it challenging to differentiate based on similarity, it becomes necessary to reduce the contribution of the margin ranking loss. Details of the margin ranking loss and regularization loss are given below.

Margin Ranking Loss. Margin ranking loss is adopted to make the semantically close captions closer, and increase the score difference between text summary and semantically different captions, which is defined as:

$$\mathcal{L}_m = \frac{1}{n} \sum_{i=1}^n \max(0, -y_i \times (S_i - S_{\text{avg}}) + m), \quad (4)$$

where m represents the minimum score difference the model should maintain between the positive and negative classes. In other words, the larger the m is, the greater the difference in scores between the positive and negative classes when using the model after training would become. The S_{avg} is the average value of S_i and is calculated as follows:

$$S_{\text{avg}} = \frac{1}{n} \sum_{i=1}^n S_i. \quad (5)$$

Also, y_i is a target label as shown in Eq. (6). We classify S_i into two classes according to the following rules. It is considered a score belonging to the positive class if S_i is greater than S_{avg} , and conversely, it is considered a score belonging to the negative class.

$$y_i = \begin{cases} 1 & \text{if } S_i \geq S_{\text{avg}} \\ -1 & \text{if } S_i < S_{\text{avg}}. \end{cases} \quad (6)$$

Regularization Loss. We selectively apply this sparsity regularization loss to ensure a more concise and informative summary as exiting works [3, 13, 35], which is defined as:

$$\mathcal{L}_s = \left\| \frac{1}{n} \sum_{i=1}^n S_i - \epsilon \right\|_2, \quad (7)$$

where ϵ is a hyperparameter that specifies the proportion of frames to be selected as keyframes and set as 0.3 as existing works [13, 35]. By constraining the number of key frames, summaries become more concise and relevant, avoiding redundancy and focusing on the most informative parts of the video.

Value of λ . When a video is linguistically represented through an image captioning model, scenes with little variation tend to generate semantically similar captions continuously. In such instances, uniformly similarity scores are generated, making it challenging to perform effective shot selection. Therefore, we analyze the diversity of the video in accordance with its characteristics to enable appropriate adjustments and mathematically define the diversity of a video represented linguistically. Firstly, based on E_{C_i} , we employed Kernel Temporal Segmentation (KTS) [18], an algorithm used in conventional video summarization [1, 3, 32, 35, 36] for segmenting frames into shots, to segment the linguistically represented video into scenes of similar content. The number of scenes is denoted as q and the averaged feature value as E_{C_i} within the same j -th scene as E_{scene_j} . When the j -th scene consists of p captions, E_{scene_j} is calculated as follows:

$$E_{\text{scene}_j} = \frac{1}{p} \sum_{i=1}^p E_{C_i}. \quad (8)$$

When the cosine similarity between j -th scene and $(j+1)$ -th scenes is k -th adjacent scene, we define that as s_{change_k} and calculated as follows:

$$s_{\text{change}_k} = \sum_{j=1}^{q-1} \cos(E_{\text{scene}_j}, E_{\text{scene}_{j+1}}). \quad (9)$$

Figure 3 is the examples of the transition of s_{change_k} . It shows that in adjacent scenes, s_{change_k} is higher for visually similar videos. This is attributed to the generation of semantically similar captions for scenes that resemble each other. As a result, when the cosine similarity between these captions is calculated, the score approaches 1. Then, the average value of s_{change_k} is defined as D and is calculated as follows :

$$D = \frac{1}{q-1} \sum_{j=1}^{q-1} s_{\text{change}_k}. \quad (10)$$

Figure 4 shows the distribution of D in videos within video summarization dataset: SumMe [7] and TVSum [22]. It shows that videos in the SumMe dataset have high D scores, indicating that there are many semantically similar scenes. On the other hand, videos in the TVSum dataset have relatively many low D scores, meaning there is significant variation between adjacent scenes.

$$\lambda = \begin{cases} 0 & \text{if } D < \delta \\ De^D & \text{if } D \geq \delta, \end{cases} \quad (11)$$

where δ is a threshold to measure the diversity of the video. The values of 0 and De^D are decided empirically.

4 EXPERIMENTS

4.1 Datasets

We evaluate our method on two standard video summarization datasets, SumMe [7] and TVSum [22], to compare with previous works. SumMe comprises 25 unedited personal YouTube videos that capture various events, such as cooking and sports, with each video ranging in length from 30 seconds to 6 minutes. The title of the video is available as metadata. Annotations were created over a total of more than 40 hours by 15 to 18 annotators.

TVSum contains 50 edited YouTube videos, spanning 10 categories including dog shows and parades, with 5 videos from each category. Each video lasts between 1 to 10 minutes. Its metadata encompasses titles, genres, and query categories. The annotations are provided by 20 annotators.

4.2 Implementation Details

Following existing works [1, 3, 10, 13, 31, 32, 35, 36], we first down-sample the input video to two frames per second (fps) and process the individual frames with pre-trained GIT [28]. When generating individual captions, we use ‘‘a photo of’’ as a prompt and the prompt is excluded when generating text summary. One main reason for using an image captioning model instead of a video captioning model for caption generation is that although video captioning models can input sequences of frames, using an image captioning model allows for more accurately assessment of the content of each frame and calculation of frame-level scores. Regarding the diversity of captions for each frame, 69% of captions in the SumMe dataset [7] and 76% of captions in the TVSum dataset [22] describe differently

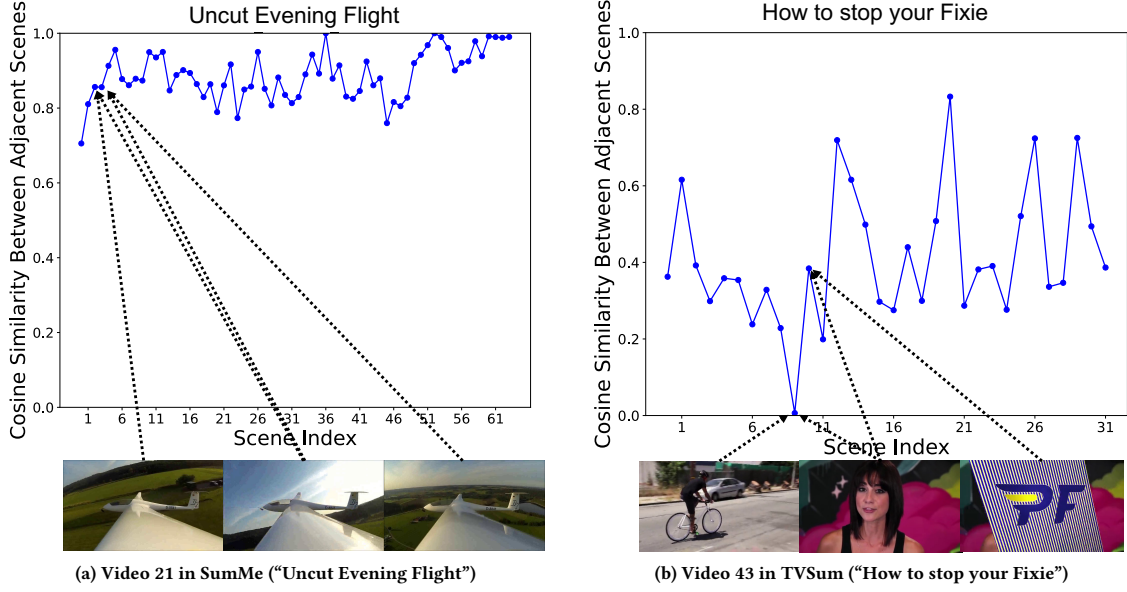


Figure 3: Examples of the visualization of diversity of the video. The cosine similarity between adjacent scenes are shown. A lower value indicates a reduced similarity to the adjacent scene.

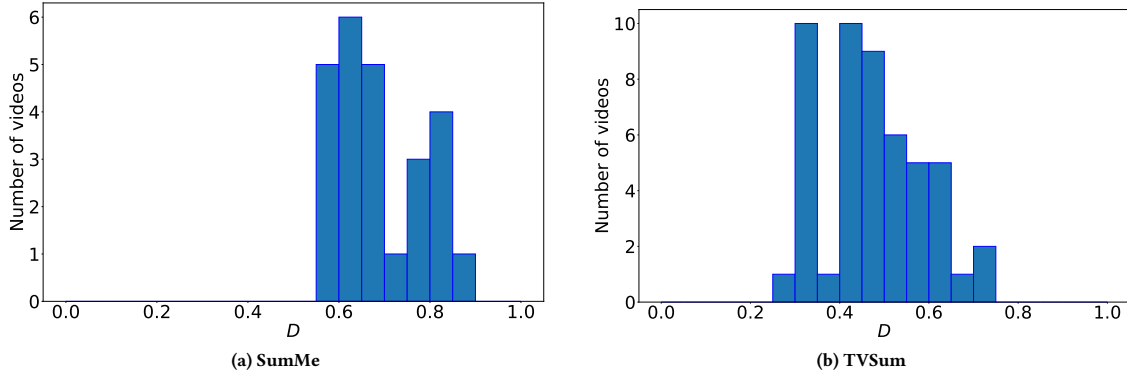


Figure 4: The histogram of D for individual videos within SumMe [7] and TVSum [22] datasets. A lower value indicates that the video has greater diversity.

from other captions, indicating that there was little duplication in the captions for each frame.

Then, we obtain 1024-dimensional output from the pool5 layer of GoogLeNet [23] pre-trained on ImageNet [21] for the sampled frames. Using those frame-level features, each video frame is segmented into several shots by KTS algorithm [18] as in previous video summarization task.

When generating text summaries, we use the Chain of Density prompt that incorporates each video’s metadata and a description of the task, based on the prompt proposed by Adams et al. [2]. We train our model with a learning rate of 5×10^{-5} and 1×10^{-5} , the margin m in Eq. (4) of 0.11 and 0.06 for the SumMe and TVSum datasets, respectively. On both datasets, our model is optimized

by Adam and maximum training epoch is 100. The threshold δ defined in Eq. (10) is used to quantify the diversity of the input video and is empirically set 0.65. The number of videos where D exceeds 0.65 is 14 for SumMe and 3 for TVSum. After calculating frame-level scores, the conversion of frame-level scores to shot-level scores is the same as previous works [1, 3, 32, 35, 36]. These frame-level scores are aggregated into shot-level importance scores by averaging the scores within each shot. Then, important shots are selected by solving the Knapsack problem.

4.3 Evaluation Metrics

F-score. In order to compare with other state-of-the-art (SOTA) unsupervised video summarization methods, we use F-score as the

Table 1: Comparison with SOTA unsupervised learning methods on the SumMe [7] and TVSum [22] datasets using F-score (F), Kendall’s τ and Spearman’s ρ metrics. The bolded and underlined items represent the optimal and sub-optimal results.

Methods	SumMe			TVSum		
	F \uparrow	τ \uparrow	ρ \uparrow	F \uparrow	τ \uparrow	ρ \uparrow
Random [17]	0.410	0.000	0.000	0.570	0.000	0.000
Human [17]	0.540	0.205	0.213	0.540	0.177	0.204
DRDSN [36]	0.414	0.047	0.048	0.576	0.020	0.026
CSNet [9]	<u>0.513</u>	-	-	0.588	-	-
RSGN _u [32]	0.423	<u>0.071</u>	<u>0.073</u>	0.580	0.048	0.052
DSAVS [35]	0.466	-	-	<u>0.591</u>	0.080	0.087
CASUM [3]	0.511	-	-	0.614	0.160	0.210
RSSUM [1]	0.525	-	-	0.614	-	-
Ours	0.404	0.102	0.138	0.590	<u>0.136</u>	<u>0.178</u>

evaluation metric. It measures the overlap between the predicted video summary and the reference human summary. Specifically, given the automated video summary A and the human summary H , the precision p and recall r are defined and F-score is computed as follows:

$$p = \frac{A \cap H}{\text{Len}(A)}, \quad r = \frac{A \cap H}{\text{Len}(H)}, \quad F = \frac{2pr}{p+r} \quad (12)$$

Rank-based Evaluation. The F-score are found to be significantly influenced by the pre-processing segmentation process and even a random method is able to reach similar scores [17]. To address this issue, two rank-based evaluation, Kendall’s τ and Spearman’s ρ , are used to evaluate the quality of the model. In these metrics, the predicted frame-level scores are compared with the scores annotated by humans.

4.4 Results

We compared our proposed method with the SOTA unsupervised learning video summarization methods on the SumMe and TVSum datasets. The results are shown in Table 1. As indicated in Table 1, our method surpasses most of the compared SOTA methods, except for CASUM [3] and RSSUM [1]. However, it should be noted that CSNet, DSAVS, CASUM, and RSSUM use self-attention mechanisms [26, 27], which suffer from high computational complexity that escalates with increased input video length, presenting scalability challenges for processing longer videos. In contrast, our method calculates semantic textual similarity for individual captions and the text summary separately, enabling calculations independent of video length, with the exception of score averaging. It ensures consistent performance across videos of any length, making it well-suited for diverse real-world applications.

4.5 Model Analysis

Our proposed PDL is comprised of two components: the margin ranking loss (L_m) and regularization loss (L_s) [13]. The effectiveness of our PDL is demonstrated in Table 2, where it consistently

achieves the highest scores across all evaluation metrics on both datasets. For a fair comparison, we use the same experimental settings such as m and learning rate. In our analysis, we assess the impact of each loss individually, as well as their combined effect through simple addition with equal weights, and through the balanced parameter approach we propose. Additionally, we explore a technique proposed by Kendall et al [11] for combining loss functions in multi-task learning frameworks which can learn a relative weighting automatically from the data. In our settings, margin ranking loss L_m addresses the main task, while regularization loss L_s is tailored for the secondary task. This method leverages the concept of homoscedastic uncertainty, which provides a measure of the inherent noise associated with each task. By using this uncertainty as a weighting factor, the loss function is able to adaptively prioritize tasks during training, reflecting their relative difficulty and importance. In this case σ_1 and σ_2 written in Table 2 act as observation noise scalars. This approach enables the network to learn the optimal balance between different tasks, accounting for the fact that not all tasks contribute equally to the performance of the model.

The results suggest that employing margin ranking loss exclusively to optimize our model proves effective for the TVSum dataset, which features videos with numerous scene changes, but not to the same extent for the SumMe dataset. Conversely, only using regularization loss is more effective than optimizing with only margin ranking loss in SumMe dataset but not in the TVSum dataset. Both the unweighted sum of losses, $L_m + L_s$, which treats both tasks with equal importance and the automatic weighted loss proposed by Kendall et al. fail to account for the relative contributions and importance of each task on both datasets. On the other hand, our proposed PDL, $L_m + \lambda L_s$, which uses balanced parameters that take into account the diversity of the video, allows the model to dynamically prioritize between tasks during training based on the data, resulting in the most robust and effective model. Therefore, we not only demonstrate the superior capabilities of our PDL but also elucidate the significance of a tailored, data-driven approach to loss function formulation.

4.6 Visualization

We provide the visualization results of video summaries generated by our proposed method, alongside comparisons with a model utilizing the multi-task uncertainty weighting approach proposed by Kendall et al [11]. We specifically focus on video 6 from SumMe dataset and video 11 from TVSum dataset. The results are shown in Figure 5 and Figure 6.

The original video 6 in SumMe depicts a vehicle encountering an unexpected obstacle while crossing a railroad track, resulting in a collision. Following the incident, the video showcases a collaborative effort involving a backhoe loader and individuals working together to assist and recover the vehicle. In the Figure 5, the black vertical line delineates scenes before and after the vehicle collides with the obstacle. This line signifies a major branching point that significantly divides the video content into two parts, and extracting summary scenes before and after this point holds qualitatively significant meaning. The analysis of the result shown in Figure 5 (a) reveals that the comparative method only includes scenes after the

Table 2: The results of different self-supervised loss functions using Kendall’s τ and Spearman’s ρ metrics.

Method	Loss	SumMe		TVSum	
		$\tau \uparrow$	$\rho \uparrow$	$\tau \uparrow$	$\rho \uparrow$
Margin ranking loss only	\mathcal{L}_m	-0.015	-0.019	0.136	0.178
Sparsity loss only [13]	\mathcal{L}_s	<u>0.059</u>	<u>0.080</u>	<u>0.032</u>	<u>0.043</u>
Unweighted sum of losses	$\mathcal{L}_m + \mathcal{L}_s$	0.037	0.051	0.024	0.031
2 task uncertainty weighting [11]	$\frac{1}{2\sigma_1^2}\mathcal{L}_m + \frac{1}{2\sigma_2^2}\mathcal{L}_s + \log\sigma_1 + \log\sigma_2$	0.037	0.051	0.024	0.031
PDL (Ours)	$\mathcal{L}_m + \lambda\mathcal{L}_s$	0.102	0.138	0.136	0.178



Figure 5: Visualization results of the summarized video 6 in SumMe (“Car railcrossing”) generated by our models using different self-supervised loss function. D score of the video is 0.617. The light-gray bars in the figure represent the ground truth importance scores, while the orange areas indicate the parts selected by the model. The x-axis represents the frame index. The black vertical lines in the figure represent significant content changes within this video, with details documented in this section. The five images below are the representative frames selected as the video summary.

collision in the summarized video. In contrast, our proposed method shown in Figure 5 (b) successfully captures scenes both before and after the collision, demonstrating its ability to encapsulate the entire storyline. This distinction underscores the effectiveness of our approach in providing a more comprehensive and contextually rich video summary.

The original video 11 in TVSum revolves around the facilities of a pet spa shop and Figure 6 shows the visualization of the results. Despite the minimal scene changes within the original video, the video summary generated by our proposed method is more diverse, successfully picking up qualitatively important parts from a wide range of content. Moreover, as almost all of the peak areas of the ground truth are selected, our proposed method demonstrates a significantly higher F-score, showcasing its utility and effectiveness in creating meaningful summaries even from footage with limited variation in scenes. This indicates the proposed method’s capability

to identify and include key moments, ensuring a comprehensive and engaging summary.

4.7 Personalized Video Summarization

We generate video summaries by calculating the similarity between the captions and the text summary produced by LLMs. This process allows us to influence the resulting video summary by adjusting the generated text summary according to user specifications. By controlling the content and focus of the text summary, we inherently affect the diversity and details emphasized in the video summary. For example, if you want to view footage of the car following an accident in the video 6 in SumMe, you can prompt the LLMs by stating, “I would like to watch the video that focus on the car after the accident.” Consequently, the model generates the video shown in Figure 7. In the generated video, a summarized version is generated that, as requested, focuses on the aftermath of the accident.

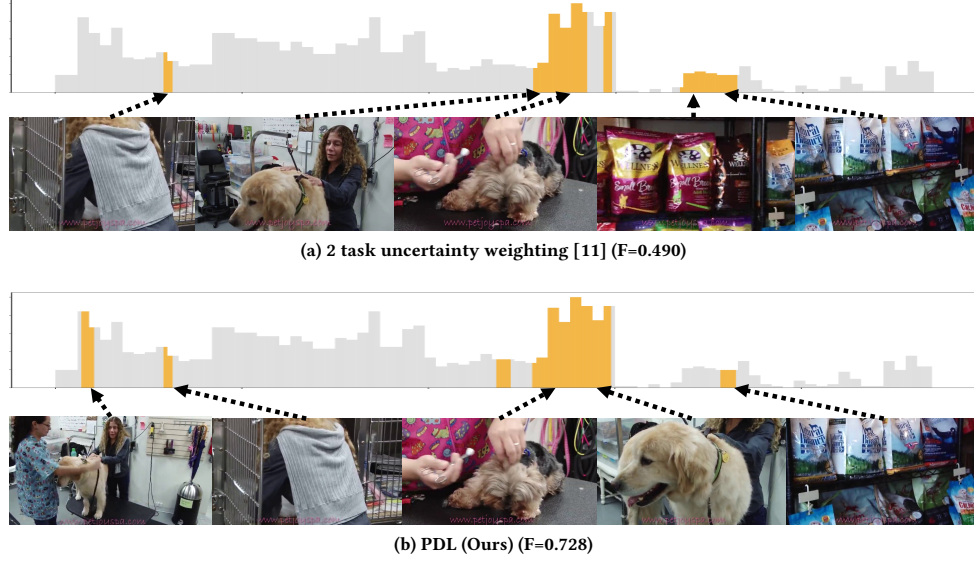


Figure 6: Visualization results of the summarized video 11 in TVSum (“Pet Joy Spa Grooming Services - Brentwood, CA”) generated by our models using different self-supervised loss function. D score of the video is 0.713. The light-gray bars in the figure represent the ground truth importance scores, while the orange areas indicate the parts selected by the model. The x-axis represents the frame index. The five images below are the representative frames selected as the video summary.



Figure 7: Visualization results of the personalized summarized video 6 in SumMe (“Car railcrossing”) generated by our model, where our model was guided to generate text summaries with a focus on the car after the accident by the LLMs.

4.8 Limitation

The limitation of our approach is that our model does not consider the temporal relationships between input captions when generating video summaries. Although LLMs consider such temporal sequences when generating text summaries, our model calculates the similarity between the individual captions and the text summary independently. To address the temporal dependencies between input frames, some studies use a self-attention module for the entire video sequence as input [1, 3, 35]. Additionally, BERT [5] employs position embeddings to provide positional information within the input. Addressing the temporal dependencies of input captions when generating video summaries is a direction for our future work.

5 CONCLUSIONS

In this paper, we propose a novel LLM-guided self-supervised video summarization framework. To the best of our knowledge, this is the

first work that leverage LLMs to address the video summarization task. We achieve frame-level scoring in the text semantic space. Additionally, we systematically analyze the characteristics of the datasets and construct a novel PDL function to create a more robust model tailored to the diversity of the video. The experimental results on the SumMe and TVSum datasets suggest that our proposed method produces superior quality summaries compared to many other SOTA unsupervised video summarization methods, demonstrating the effectiveness of our approach. Additionally, our method enables the creation of more personalized and customizable summaries tailored to the user’s objectives by allowing users to direct the generation of text summaries by LLMs. We hope that our proposed framework will inspire further advancements in the field of video summarization.

ACKNOWLEDGMENTS

This work is partially and financially supported by the Beyond AI project of The University of Tokyo.

A TEXT SUMMARY GENERATION

This supplementary material describes more details about the prompt design in generating text summary. We also show examples of the generated text summaries.

A.1 Prompt for text summary generation

Prompt for generating personalized text summary. In section 4.7 of the main draft, we mentioned that our proposed framework allows for the customization of the generated text summary according to the user query. Prompt 1 shows the detailed process of generating a personalized text summary. Specifically, we input the individually generated captions into [CAPTIONS] in chronological order, and the user query is fed into [USER QUERY].

Prompt 1: Our proposed prompt to generate text summary according to the user query.

You are an expert in video summarization.

In this task, you will create concise and personalized summaries from captions that have been created from video frames by an image captioning model.

Focus on extracting and highlighting only the elements of the captions that are directly relevant to the user's specific interests.

Your goal is to emphasize the most significant details pertinent to the query while omitting any information that is not relevant, ensuring that the summary is insightful and precisely tailored to the user's needs.

User query : ""[USER QUERY]""

Captions: ""[CAPTIONS]""

The final summary should be delivered in JSON format in a single line (~80 words), perfectly encapsulating the user's query with accuracy and relevance, and avoiding any extraneous content.

Generated general text summary. A general text summary example, generated by GPT-4 using Prompt ??, is presented in Text Summary 1. It describes the scene where many vehicles are visible while the railroad crossing is closed, and the crowd that gathers following the accident. This text summary captures both the moments before and after the accident, making it a suitable summary for the video.

Text Summary 1: Generated text summary for video 6 in SumMe ("Car railcrossing").

A green train, truck, and bus are halted at a railway crossing with a red and white barrier, stop lights, and 'train stop' signs. People, including those in white shirts, a black car on a muddy road, and a man in a blue shirt on a ramp, contribute to the scene's complexity. The presence of 'no parking' signs and the train's repeated stops at red lights highlight the strict control at the crossing.

Generated personalized text summary according to the user query. Text Summary 2 is generated based on the user query, "I would like to watch the video that focuses on the car after the accident." The generated text summary captures only the car's condition after the accident and the gathering of people, completely omitting the state of the railroad crossing being closed. This example indicates that the generated text summary was successfully created in accordance with the user query.

Text Summary 2: Generated personalized text summary for video 6 in SumMe ("Car railcrossing") with a focus on the car after the accident.

Videos of interest primarily feature aftermath scenes of car accidents, highlighting damaged vehicles and their surroundings. Key visuals include a car smashed into a wall, another into a trailer, and various instances of cars with significant damage such as broken bumpers, windows, and large objects impacting them. Notably, a car is shown with a large rock on its front, another towed away, and scenes with a crowd gathered around, indicating the aftermath of accidents.

A.2 Examples for generated text summary

In this section, we present examples of both general and personalized text summaries generated by GPT-4. Specifically, we use video 6 ("Car railcrossing") from SumMe dataset. This video captures the entire sequence of a car crashing into an obstacle while crossing a railroad. Initially, while the railroad crossing is closed, cars and buses are visible in the scene. After the crossing opens and vehicles begin to move, a car encounters an unexpected obstacle on the railroad track, leading to a collision. Many people rush to the car to help.

REFERENCES

- [1] Mehryar Abbasi and Parvaneh Saeedi. 2023. Adopting Self-Supervised Learning into Unsupervised Video Summarization through Restorative Score. In *Proceedings of the IEEE International Conference on Image Processing*. 425–429.
- [2] Griffin Adams, Alexander Fabbri, Faisal Ladhak, Eric Lehman, and Noémie Elhadad. 2023. From Sparse to Dense: GPT-4 Summarization with Chain of Density Prompting. In *Proceedings of the New Frontiers in Summarization Workshop*. 68–74.
- [3] Evlampios Apostolidis, Georgios Balaouras, Vasileios Mezaris, and Ioannis Patras. 2022. Summarizing Videos using Concentrated Attention and Considering the Uniqueness and Diversity of the Video Frames. In *Proceedings of the International Conference on Multimedia Retrieval*. 407–415.
- [4] Jane Bromley, Isabelle Guyon, Yann LeCun, Eduard Sackinger, and Roopak Shah. 1994. Signature verification using a "Siamese" time delay neural network. In *Advances in neural information processing systems*. 737–744.
- [5] Jacob Devlin, Ming-Wei Chang, Kenton Lee, and Kristina Toutanova. 2019. BERT: Pre-training of deep bidirectional transformers for language understanding. In *Proceedings of the Conference of the North American Chapter of the Association for Computational Linguistics*. 7871–7880.
- [6] Junaid Ahmed Ghauri, Sherzod Hakimov, and Ralph Ewerth. 2021. Supervised Video Summarization via Multiple Feature Sets with Parallel Attention. In *Proceedings of the IEEE International Conference on Multimedia and Expo*. 1–6.
- [7] Michael Gygli, Helmut Grabne, Hayko Riemenschneider, and Luc-Van Gool. 2014. Creating summaries from user videos. In *Proceedings of the European Conference on Computer Vision*. 505–520.
- [8] Bo He, Jun Wang, Jielin Qiu, Trung Bui, Abhinav Shrivastava, and Zhaowen Wang. 2023. Align and attend: Multimodal summarization with dual contrastive losses. In *Proceedings of the IEEE conference on computer vision and pattern recognition*. 14867–14878.
- [9] Yunjae Jung, Donghyeon Cho, Dahun Kim, Sanghyun Woo, and In So Kweon. 2019. Discriminative feature learning for unsupervised video summarization. In *Proceedings of the AAAI conference on artificial intelligence*. 8537–8544.
- [10] Yunjae Jung, Donghyeon Cho, Sanghyun Woo, and In So Kweon. 2020. Global-and-local relative position embedding for unsupervised video summarization. In *Proceedings of the European Conference on Computer Vision*. 167–183.
- [11] Alex Kendall, Yarin Gal, and Roberto Cipolla. 2018. Multi-Task Learning Using Uncertainty to Weigh Losses for Scene Geometry and Semantics. In *Proceedings of the IEEE conference on computer vision and pattern recognition*. 7482–7491.
- [12] Haopeng Li, Qiuqiang Ke, Mingming Gong, and Tom Drummond. 2023. Progressive video summarization via multimodal self-supervised learning. In *Proceedings of the IEEE/CVF winter conference on applications of computer vision*. 5584–5593.
- [13] Behrooz Mahasseni, Michael Lam, and Sinisa Todorovic. 2017. Unsupervised video summarization with adversarial lstm networks. In *Proceedings of the IEEE conference on computer vision and pattern recognition*. 202–211.
- [14] Yu Meng, Jiaxin Huang, Yu Zhang, and Jiawei Han. 2022. Generating training data with language models: Towards zero-shot language understanding. In *Advances in neural information processing systems*. 462–477.
- [15] Medhini Narasimhan, Anna Rohrbach, and Trevor Darrell. 2021. Clip-it! language-guided video summarization. In *Advances in neural information processing systems*. 13988–14000.
- [16] OpenAI. 2023. GPT-4 Technical Report. arXiv:2303.08774
- [17] Mayu Otani, Yuta Nakashima, Esa Rahtu, and Janne Heikkilä. 2019. Rethinking the evaluation of video summaries. In *Proceedings of the IEEE conference on computer vision and pattern recognition*. 7596–7604.
- [18] Danila Potapov, Matthijs Douze, Zaid Harchaoui, and Cordelia Schmid. 2014. Category-specific video summarization. In *Proceedings of the European Conference on Computer Vision*. 540–555.
- [19] Nils Reimers and Iryna Gurevych. 2019. Sentence-BERT: Sentence Embeddings using Siamese BERT-Networks. In *Proceedings of the Conference on Empirical Methods in Natural Language Processing*. 3982–3992.
- [20] Robin Rombach, Andreas Blattmann, Dominik Lorenz, Patrick Esser, and Björn Ommer. 2022. High-resolution image synthesis with latent diffusion models. In *Proceedings of the IEEE conference on computer vision and pattern recognition*. 10684–10695.
- [21] Olga Russakovsky, Jia Deng, Hao Su, Jonathan Krause, Sanjeev Satheesh, Sean Ma, Zhiheng Huang, Andrej Karpathy, Aditya Khosla, Michael Bernstein, et al. 2009. Imagenet large scale visual recognition challenge. In *Proceedings of the IEEE conference on computer vision and pattern recognition*. 248–255.
- [22] Yale Song, Jordi Vallmitjana, Amanda Stent, and Alejandro Jaimes. 2015. TVSum: Summarizing web videos using titles. In *Proceedings of the IEEE conference on computer vision and pattern recognition*. 5179–5187.
- [23] Christian Szegedy, Wei Liu, Yangqing Jia, Pierre Sermanet, Scott Reed, Dragomir Anguelov, Dumitru Erhan, Vincent Vanhoucke, and Andrew Rabinovich. 2015. Going deeper with convolutions. In *Proceedings of the IEEE conference on computer vision and pattern recognition*. 1–9.
- [24] Derek Tam, Anisha Mascarenhas, Shiyue Zhang, Sarah Kwan, Mohit Bansal, and Colin Raffel. 2023. Evaluating the Factual Consistency of Large Language Models Through News Summarization. In *Proceedings of the Conference of the European Chapter of the Association for Computational Linguistics*. 5220–5255.
- [25] Hugo Touvron, Louis Martin, Kevin Stone, Peter Albert, Amjad Almahairi, Yasmine Babaei, Nikolay Bashlykov, Soumya Batra, Prajwal Bhargava, Shruti Bhosale, et al. 2023. Llama 2: Open foundation and fine-tuned chat models. arXiv preprint arXiv:2307.09288 (2023).
- [26] Ashish Vaswani, Noam Shazeer, Niki Parmar, Jakob Uszkoreit, Llion Jones, Aidan N Gomez, Łukasz Kaiser, and Illia Polosukhin. 2017. Attention is all you need. In *Advances in neural information processing systems*. 5998–6008.
- [27] Apoorv Vyas, Angelos Katharopoulos, and François Fleuret. 2020. Fast transformers with clustered attention. In *Advances in neural information processing systems*. 21665–21674.
- [28] Jianfeng Wang, Zhengyuan Yang, Xiaowei Hu, Linjie Li, Kevin Lin, Zhe Gan, Zicheng Liu, Ce Liu, and Lijuan Wang. 2022. GIT: A Generative Image-to-text Transformer for Vision and Language. arXiv preprint arXiv:2205.14100 (2022).
- [29] Wenhui Wang, Hangbo Bao, Li Dong, Johan Bjorck, Zhiliang Peng, Qiang Liu, Kriti Aggarwal, Owais Khan Mohammed, Saksham Singhal, Subhojit Som, et al. 2023. Image as a foreign language: Beit pretraining for vision and vision-language tasks. In *Proceedings of the IEEE conference on computer vision and pattern recognition*. 19175–19186.
- [30] Kang Min Yoo, Dongju Park, Jaewook Kang, Sang-Woo Lee, and Woomyoung Park. 2021. GPT3Mix: Leveraging Large-scale Language Models for Text Augmentation. In *Proceedings of the Conference on empirical methods in natural language processing*. 2225–2239.
- [31] Ke Zhang, Wei-Lun Chao, Fei Sha, and Kristen Grauman. 2016. Video summarization with long short-term memory. In *Proceedings of the European Conference on Computer Vision*. 766–782.
- [32] Bin Zhao, Haopeng Li, Xiaoqiang Lu, and Xuelong Li. 2021. Reconstructive sequence-graph network for video summarization. *IEEE Transactions on Pattern Analysis and Machine Intelligence* 44, 5 (2021), 2793–2801.
- [33] Wayne Xin Zhao, Kun Zhou, Junyi Li, Tianyi Tang, Xiaolei Wang, Yupeng Hou, Yingqian Min, Beichen Zhang, Junjie Zhang, Zican Dong, et al. 2023. A survey of large language models. arXiv preprint arXiv:2303.18223 (2023).
- [34] Ming Zhong, Pengfei Liu, Yiran Chen, Danqing Wang, Xipeng Qiu, and Xuanjing Huang. 2020. Extractive Summarization as Text Matching. In *Proceedings of the Annual Meeting of the Association for Computational Linguistics*. 6197–6208.
- [35] Sheng-Hua Zhong, Jingxu Lin, Jianglin Lu, Ahmed Fares, and Tongwei Ren. 2022. Deep semantic and attentive network for unsupervised video summarization. *ACM Transactions on Multimedia Computing, Communications, and Applications* 18, 2 (2022), 1–21.
- [36] Kaiyang Zhou, Yu Qiao, and Tao Xiang. 2018. Deep reinforcement learning for unsupervised video summarization with diversity-representativeness reward. In *Proceedings of the AAAI conference on artificial intelligence*. 7582–7589.