

IMPLICATIONS OF THE LY α EMISSION LINE FROM A CANDIDATE Z=10 GALAXY

RENYUE CEN

Department of Astrophysical Sciences, Princeton University, Peyton Hall, Ivy Lane, Princeton, NJ 08544

ZOLTÁN HAIMAN, AND ANDREI MESINGER

Department of Astronomy, Columbia University, 550 West 120th Street, New York, NY 10027

Submitted to ApJ

ABSTRACT

The recently discovered $z = 10$ galaxy (Pello et al. 2004) has a strong Ly α emission line that is consistent with being surprisingly symmetric, even given the relatively poor quality of its spectrum. The blue wing of a Ly α line originating at high redshift should be strongly suppressed by resonant hydrogen absorption along the line of sight, an expectation borne out by the observed asymmetric shapes of the existing sample of Ly α emitting sources at lower redshifts ($3 < z < 6.7$). Absorption on the blue side of the line of the Pello et al. source could be reduced if the intergalactic medium (IGM) in the vicinity of the galaxy is highly ionized, but we show that this requires an unrealistically high ionizing emissivity. We suggest instead that the Ly α emitting gas be receding relative to the surrounding gas with a velocity of > 35 km/s, a large velocity that is plausible only if the galaxy is part of a larger system (group of galaxies) with a velocity dispersion > 35 km/s. We find that with this velocity shift, the observed strength and shape of the line is still consistent with the galaxy being surrounded by its own Strömgen sphere embedded in a fully neutral IGM. More generally, we predict that at any given redshift, the bright Ly α emitters with broader lines would exhibit stronger asymmetry than fainter ones. Bright galaxies with symmetric Ly α lines may be signposts for groups and clusters of galaxies, within which they can acquire random velocities comparable to or larger than their linewidths.

Subject headings: cosmology: theory – galaxies: formation – early universe

1. INTRODUCTION

Three independent observations combine to paint a complex picture of the cosmological reionization process. First, the recent quasar absorption spectrum observations by the Sloan Digital Sky Survey show strong evidence that the reionization process completes at $z \approx 6$ (Becker et al. 2001; Fan et al. 2002; Cen & McDonald 2002). Second, the latest *Wilkinson Microwave Anisotropy Probe* (WMAP) observations detect a high Thomson scattering optical depth, suggesting that the intergalactic medium (IGM) experienced a significantly ionized state at high redshift somewhere between $z = 15 - 25$ (Kogut et al. 2003) for (at least) a significant redshift interval. This is somewhat contradicted by the third observational line of evidence of the intergalactic medium having a relatively high temperature at $z \approx 3 - 4$, which requires a reionization epoch no earlier than redshift $z = 9 - 10$ (Hui & Haiman 2003; Theuns et al. 2002). While the overall picture is consistent with a pre-WMAP, physically motivated double reionization model (Cen 2003; Wyithe & Loeb 2003), a detailed probe of the ionization state of the IGM at high redshift is sorely wanted.

Ly α emission lines from high-redshift sources can serve as probes of the ionization state of the IGM. The damping wing of the Gunn–Peterson (GP) absorption from the IGM can cause a characteristic absorption feature (Miralda-Escudé 1998). For a Ly α emitting galaxy embedded in a partly neutral IGM, the absorption produces conspicuous effects, i.e. attenuating the emission line, making it asymmetric, and shifting its apparent peak to longer wavelengths (Haiman 2002; Santos 2003). In practice, the expectation is that strong conclusions cannot be drawn from a single galaxy. For example, the relatively strong Ly α line of the $z = 6.6$ galaxy discovered by Hu et al. (2002) is still consistent with being embedded in a neutral IGM, but surrounded by its own ionized Strömgen sphere (Haiman 2002; Santos 2003).

The recent claim of the detection of a Ly α emitting galaxy at $z = 10$ (Pello et al. 2004; hereafter P04) provides a new op-

portunity to study the IGM at $z = 10$. This source is especially interesting, since at its high inferred redshift, absorption by the IGM should increase significantly. In this *Letter*, we examine both the observed shape and overall attenuation of the detected Ly α line, in models where the line is processed through the IGM. We find that in order to achieve the observed symmetry of the Ly α line profile, the emitting gas in the galaxy must be receding faster than the surrounding gas by at least 35 km/s. Given this required recessional velocity, we find that the P04 source is marginally consistent with being embedded in a fully neutral IGM at $z = 10$, with the line suffering an attenuation by a factor of 30.

Throughout this paper, we assume the background cosmology to be flat Λ CDM with $(\Omega_m; \Omega_b; h) = (0.7; 0.3; 0.04; 0.7)$.

2. THE OBSERVED LY α EMISSION LINE

We first consider a characterization of the symmetry of the observed Ly α emission line. The general expectation, based on simple models of absorption, is that the blue side of the line should be strongly suppressed relative to the red side (Haiman 2002; Santos 2003); this expectation is borne out by Ly α emitting sources detected at lower redshifts, nearly all of which show such asymmetry when at high enough spectral S/N (Rhoads et al. 2003; Shapley et al. 2003; Trager et al. 1997). In contrast, Figure 5a of P04 reveals that the line is nearly symmetric, with perhaps more flux on its *blue* side. Our goal here is to quantify the significance of the apparent lack of the expected asymmetry. We define a flux ratio, $R = L_b/L_r$, as a measure of the line symmetry, where L_b and L_r are the total flux in the Ly α line blueward and redward of its *apparent* peak wavelength, respectively.

In general, consider the spectrum of an emission line with significant flux detected in $N = N_b + N_r$ pixels (N_b and N_r being the number of pixels on the blue/red side of the line, respectively). The signal (flux) in each pixel is given by $b_1; b_2; \dots; b_{N_b}$ and $r_1; r_2; \dots; r_{N_r}$, with associated noise $(b_1), (b_2); \dots$ and $(r_1), (r_2); \dots$. In this case, we can obtain the mean value and the

uncertainty of the line asymmetry parameter R by usual error propagation as follows:

$$\text{err} R = \frac{b_1 + b_2 + \dots + b_{N_b}}{r_1 + r_2 + \dots + r_{N_r}} \quad (1)$$

and

$$(R)^2 = \frac{(b_1)^2 + (b_2)^2 + \dots + (b_{N_b})^2}{(r_1 + r_2 + \dots + r_{N_r})^2} + \frac{[(r_1)^2 + (r_2)^2 + \dots + (r_{N_r})^2] \frac{(b_1 + b_2 + \dots + b_{N_b})^2}{(r_1 + r_2 + \dots + r_{N_r})^4}}{(r_1 + r_2 + \dots + r_{N_r})^4} \quad (2)$$

In the emission line spectrum displayed in Figure 5a of P04, there are six pixels with $S=N > 1$, with the apparent line center defined to lie at the center of the central pixel. We therefore break the central pixel into half, and consider $b_1 = 0.35$; $b_2 = 0.75$; $b_3 = 1.25$, and $b_4 = 0.8$, and $r_1 = 0.8$; $r_2 = 1.4$, and $r_3 = 0.6$, where the fluxes are quoted for pixels in order of increasing wavelength, and in units of $10^{-18} \text{ erg s}^{-1} \text{ cm}^{-2} \text{ \AA}^{-1}$. We take the noise to be a constant in each full pixel $(b_1) = (b_2) = (b_3) = (r_2) = (r_3) = 0.2$, and we lower its value by a factor of $\sqrt{2}$ for the central half-pixels, $(b_4) = (r_1) = 0.14$. We find

$$R = 1.12 \pm 0.05 \quad (4)$$

Assuming the flux in each pixel is a normally distributed random variable, we find that the line significantly close to being symmetric, and, in fact, appears to have an asymmetry with more flux on the *blue* side of the line, which is the opposite of the expectations. For the sake of concreteness, in the rest of this paper, we will require $0.9 < R < 1.3$. Taking the data at face value, this corresponds to a ~ 4 statistical confidence limit on this ratio. However, we note that the observed line is only marginally resolved, with its width only approximately 40% larger than the spectral resolution (P04). We briefly examine the extent to which convolving the emission line with the instrumental response (approximately described by a 60km/s Gaussian) reduces the asymmetry. As an example, we adopt a Ly α line, assumed to be described by a Gaussian with a width of 50km/s, but with the blue flux suppressed by a factor of $\exp(-a^2)$. Here a is the offset from the Lyman wavelength, and a is a constant chosen such that the line has an asymmetry of $R = 0.90$. We find that when this line is convolved with the PSF, the asymmetry is degraded and somewhat symmetrized to $R = 0.92$. However, we also find that the effect of the convolution depends strongly on the otherwise poorly known intrinsic line width and shape. Thus, in order to decide whether the emission line of the P04 galaxy candidate is indeed as symmetric as it appears at the current, low spectral S/N and resolution, it would be highly desirable to repeat this type of analysis with a higher quality spectrum, when available.

3. TRANSMISSION OF THE LY α EMISSION LINE

An ionizing source embedded in the high-redshift IGM will maintain an ionized region around it (Strömgren sphere). We solve the equation of motion for the ionization front exactly (Shapiro & Giroux 1987; Cen & Haiman 2000; Haiman 2002) in an evolving density field, taking into account recombinations. The optical depth between the source and the observer at $z = 0$, at the observed wavelength $\lambda_{\text{obs}} = \lambda_s(1+z_s)$, is given by $\tau(\lambda_{\text{obs}}; z_s) = \int_{z_s}^0 dz c \frac{dt}{dz} n_H(z)$ [$\lambda_{\text{obs}} = \lambda_s(1+z)$], where $c dt = dz$ is the line element in the assumed Λ CDM cosmology, n_H is the

neutral hydrogen density, and σ_{Ly} is the Ly α absorption cross-section at $\lambda_{\text{obs}} = \lambda_s(1+z)$. There are two separate contributions to the optical depth from within ($z_i < z < z_s$) and outside ($z_r < z < z_i$) the Strömgren sphere, where z_i is the redshift somewhat below z_s , corresponding to the boundary of the Strömgren sphere ($z_i - z_s = R_s = R_H[z_s]$, where $R_H[z_s]$ is the size of the cosmological horizon at z_s). A numerically computed Voigt profile (see eq. 6 of Press & Rybicki 1993) is used for σ_{Ly} . Outside the Strömgren sphere the IGM is assumed to have a neutral fraction x_{HI} with mean density.

Inside the HII region, the neutral hydrogen density is calculated assuming photoionization equilibrium, with a gas temperature of $T = 10^4 \text{ K}$. We assume a log-normal distribution for the gas density and compute the effective opacity $\tau_{\text{eff}} = -\ln \langle \exp(-\tau_{\text{HI}}) \rangle$, where the brackets denote averaging over the probability distribution of τ_{HI} . We also adopt an ionizing emissivity of the source as described in the next section. We find that our results are insensitive to the choice of clumping (defined as $C = \overline{n_H^2} / \overline{n_H}^2$) in the range $1 < C < 1000$ due to two competing factors. On one hand, a larger C gives a larger fraction of low optical depth regions for the assumed density distribution. On the other hand, a larger C results in a larger overall neutral fraction in ionization equilibrium. Therefore, the adoption of the log-normal form for the density distribution is not critical for our results. Nevertheless, to explicitly check the validity of the assumption of a log-normal density PDF, we derive the PDF directly from a hydrodynamic simulation (see Cen et al. 2004 for details). We find that the adopted log-normal distribution is significantly broader than the simulated results (with the effective gas clumping factor closer to 2.7 at $z = 10$ in the simulation). Thus our calculation here is conservative, in the sense that it underestimates true residual absorption hence asymmetry.

4. RESULTS

We use a fiducial model to find the attenuation of the Ly α line as a function of wavelength. Our model starts with a Gaussian emission line at z_s , and assumes that the source is surrounded by a spherical Strömgren sphere that propagated into the IGM with a uniform neutral fraction x_{HI} . The fiducial model we adopt has the following parameters: $z_s = 10.00175$ (source redshift); $\text{SFR} = 3 M_{\odot} / \text{yr}$ (or $\mathcal{A} = 1.1 \times 10^{53}$ ionizing photons per second, corresponding to a usual Salpeter IMF); $v_i = 70 \text{ km/s}$ (intrinsic linewidth, equivalent to $\text{FWHM} = 4.4 \text{ \AA}$); $f_{\text{esc}} = 0.50$ (escape fraction of ionizing radiation); $t_s = 10^8 \text{ yrs}$ (age of the source); $v = 0 \text{ km/s}$ (velocity offset of line relative to its surrounding absorbing gas); $x_{\text{HI}} = 1$ (neutral fraction in IGM outside HII region); and a log-normal density PDF with the chosen clumping factor $C = 10$.

Our results for the resulting effective optical depth and transmitted line profile in the fiducial model are shown in Figure 1. The key output parameters can be summarized as follows: $R_s = 0.28 \text{ Mpc}$ physical (3.1 Mpc comoving), $F = F_0 0.02$ (attenuation of total line flux, not including the factor of $(1 - f_{\text{esc}})$ discussed below), $\text{FWHM} = 2.3 \text{ \AA}$ of the transmitted line and $R = 0.56$.

The attenuation of the line is large, but within the extreme of the limits quoted by P04 ($\text{SFR} = 0.8$ from line, $\text{SFR} = 75$ from UV, implying a factor of 94 attenuation overall). Note when comparing our results to the ratio of the SFR inferred from the line and the continuum, the line attenuation has to be multiplied by the fraction $(1 - f_{\text{esc}})$ of the ionizing photons that do not escape from the galaxy and hence contribute to powering

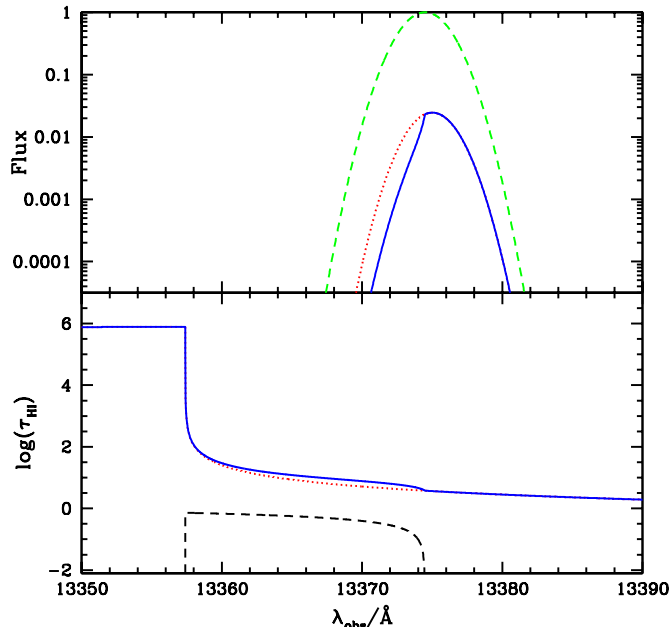


FIG. 1.— The figure shows the effects of absorption by the ambient IGM on the emitted Ly α line. The *lower panel* shows the Ly α line opacity from the damping wing of the GP trough of the IGM (Miralda-Escudé 1998) (red dotted curve), and from the neutral HI within the Strömgen sphere (black dashed curve). Note that for the latter, we compute the effective opacity $\tau_{\text{eff}} = -\ln \exp(-\tau_{\text{HI}})i$, where the brackets denote averaging over the probability distribution of τ_{HI} . We assume a log-normal density distribution, with its only free parameter, C set to 10; and ionization equilibrium within the HII region, implying $x_{\text{HI}} \propto C^{-2}$. The blue solid curve shows the total opacity (sum of GP damping wing and resonant absorption). The *upper panel* shows the intrinsic line emitted by the galaxy, assumed to be a thermally broadened Gaussian with a width of 70 km s^{-1} (the normalization is arbitrary, shown by the green dashed curve). The red dotted curve shows the transmitted profile in the presence of the GP damping wing, but ignoring absorption from within the HII region. Note that the line would be symmetric. The blue solid curve shows the transmitted profile including both the GP damping wing and the resonant absorption within the HII region. The line is asymmetric with $R = 0.56$.

the Ly α line (on the other hand, a small f_{esc} will result in a small Strömgen sphere and large attenuation; see Haiman 2002 for further discussion). We find that the product of the attenuation times $[1 - f_{\text{esc}}]$ is maximized for $f_{\text{esc}} = 0.5$. Overall, in the model shown in Figure 1, the SFR as estimated from the line strength would be a factor of $0.5 \times 0.02 = 0.01$ of the true value. The linewidth is reduced by $\sim 50\%$ to 2.3 \AA , but is consistent with the observed width. However, *the asymmetry is significant*: $R = 0.56$, in clear conflict with the observed value $R = 1.12 \pm 0.05$ obtained above.

The central point is that while most of the overall line attenuation is due to the damping wing (the dotted curve in Figure 1), the asymmetry is caused by the resonant HI in the HII region (dashed curve in Figure 1), because the former runs much more smoothly across the central region of the Ly α line than the latter, in this case with $v = 0$.

There are several ways, in principle, to make the transmitted Ly α line profile symmetric, to be in accord with the observed one. (1) The intergalactic medium is highly ionized by a strong background flux that reduces the neutral fraction even near the galaxy. We find that a neutral fraction of $x_{\text{HI}} < 1.3 \times 10^{-7}$ would be required to produce line with a symmetry parameter of $R > 0.9$. This would require an unrealistically large ionizing background of $\sim 12 \times 1000 \text{ s}^{-1}$. (2) The intrinsic width of

the Ly α emission line is large. We find that the width would have to exceed $\sim 1000 \text{ km/s}$. This is in clear conflict with the observed linewidth of $< 200 \text{ km/s}$. (3) The star formation rate of the galaxy is high, reducing the neutral fraction inside the HII region. We find that a SFR of at least a factor of 300 higher than we used in the fiducial model would be required, which is unrealistically high compared to the values inferred by P04. (4) The emitting galaxy happens to sit inside a large HII region produced by other sources, which are not detected. None of these options appears to be physically plausible, except (4), which may require a more detailed discussion. For (4) a quasar seems unlikely, because it would be easily detectable even without gravitational lensing magnification. However, a group of strongly clustered small galaxies around this emitting galaxy which collectively amount to a luminosity that is more than 300 times the assumed luminosity of the detected galaxy could restore the symmetry of the Ly α emission line. This would require to pack all of these galaxies into a region of comoving size of $\sim 150 \text{ kpc}$. While not impossible, this seems unlikely, because these putative galaxies would be nearly touching one another, and also because more than one of these galaxies would be expected to lie close enough to the lensing caustic to be detectable.

We here suggest an alternative, physically compelling possibility: that is, that either the emitting galaxy or the emitting gas in the galaxy is receding with a velocity relative to the surrounding absorbing gas in the HII region. Figure 2 shows the flux ratio and attenuation as a function of the assumed recessional velocity. We see that both the observed line profile and line attenuation can be made to match the observation, if the recessional velocity is at least 35 km/s . Essentially, the Ly α emitting gas needs to recede with a velocity that is comparable to the half width of the Ly α emission line in order to escape from the residual absorption inside the Strömgen sphere for the blue branch.

Let us now examine the possibility of having such a recessional velocity. First, the possibility that the Ly α emitting gas in the galaxy has a recessional velocity of $> 35 \text{ km/s}$ relative to the surrounding gas. Such a velocity may be produced by outflowing gas powered by supernovae, which is ubiquitously seen at lower redshift (Shapley et al. 2003). It would be natural to suppose that such a high-redshift galaxy is also capable of blowing winds at $\sim 35 \text{ km/s}$. However, this solution is probably not viable, because outflowing gas is expected to always result in asymmetric intrinsic Ly α lines with more flux on the red side prior to additional scattering by IGM, as confirmed by Lyman Break Galaxies (Shapley et al. 2003) at $z = 3-4$, which are known to launch winds at speeds comparable to, or exceeding the linewidths. Higher redshift Ly α emitters at $z = 5-6$ all seem to show asymmetric Ly α line profiles (Rhoads et al. 2003), although the existence of winds is not yet observed.

Second, we consider the possibility that the galaxy itself has a recessional velocity of $> 35 \text{ km/s}$ relative to the ambient IGM. Using linear theory, we find that the *r.m.s.* bulk velocity of a sphere of radius of 0.5 Mpc is 65 km/s at $z = 10$ in the standard LCDM model (Spergel et al. 2003), whereas the velocity dispersion inside such a sphere is only 6.6 km/s , which is much smaller than the required 35 km/s relative velocity between the galaxy and the surrounding gas. Note that most of the absorbing gas causing the asymmetry arises inside such a sphere (which is about a quarter of the Strömgen sphere). Therefore, while the galaxy and its surrounding gas may be moving together at

a significant peculiar velocity, a recessional velocity of 35 km/s of the galaxy relative to its surrounding absorbing gas is unlikely. However, another possibility is that the detected galaxy is a member of a larger, group of galaxies, which have formed a non-linear system, with a velocity dispersion of ~ 35 km/s. In that case, the galaxy can be moving at ~ 35 km/s relative to the surrounding gas. In addition, the presence of other, undetected galaxies would somewhat further help create a larger HII region and hence reduce the asymmetry. This, in fact, seems to us a compelling solution, in that it could also explain why the lower-redshift galaxies do *not* have symmetric lines (they are not part of large enough virialized systems).

The need for this recessional velocity from the line symmetry alone raises the question: Can we place interesting constraints on the ionization state of IGM? Figure 3 shows the emission line profile for two cases with different neutral fractions for the IGM. While the adopted $f_{\text{esc}} = 0.5$ is close to maximizing the transmitted line flux, we note that the Ly line may have suffered additional obscuration by, for example, dust in the emitting galaxy. The combined uncertainty in f_{esc} and intrinsic absorption weakens the constraint on x_{HI} . With $x_{\text{HI}} = 1$ we find that the overall attenuation due to combined IGM and residual Ly scattering is 70 (for $v \sim 35$ km/s), which is consistent the upper limit of 100 of P04. An 80% neutral IGM produces a total attenuation (including the factor of $1 - f_{\text{esc}} = 0.5$) of ~ 30 , reasonably close to the mid-range of 40 quoted by P04. However, if the intrinsic absorption including dust were 80%, and if the Ly line to continuum ratio is at the low end of range (0.05) quoted by P04, then $x_{\text{HI}} \sim 0.2$ would be preferred.

In conclusion, we find that if one allows a total attenuation of 60, then no strong constraint can be placed on x_{HI} . Tighter constraints can only be made possible with (1) more accurate calibrations of star formation rates using Ly emission and UV continuum, and/or (2) a greatly improved knowledge of the intrinsic absorption of Ly emission and UV continuum. For example, if one can independently put an upper bound on the combined absorption by all other sources on the Ly line, one may be able to place a lower bound on x_{HI} , in addition to an upper bound, given that the observed line to continuum ratio is quite small.

5. DISCUSSION

Following the announcement of the $z = 10$ candidate galaxy, several recent works (Loeb, Barkana, & Hernquist 2004; Ricotti et al. 2004; Gnedin & Prada 2004) have considered constraints on the neutral fraction of the IGM. In particular, allowing for a maximum attenuation factor of 40, Loeb et al. (2004) find a mild constraint ($x_{\text{HI}} < 0.4$) and, allowing for a smaller maximum attenuation factor of 15, Ricotti et al. (2004) find a stronger constraint that is alleviated to allow a neutral universe only if $R_s > 5$ (comoving) Mpc. Our results here appear to be consistent with these findings. Gnedin & Prada (2004) have emphasized that a fraction of Ly galaxies at $z = 10$ could escape strong attenuation due to variations around our line of sight in the shape and size of HII regions that surround individual sources at $z = 10$. In our treatment, we have utilized both the shape and attenuation of the observed line, and we reach a unique set of conclusions. In particular, we find that the symmetry of the line requires that the galaxy has a recessional velocity of ~ 35 km/s relative to the surrounding gas. Consequently, we find that no strong constraint can be placed on x_{H} at $z = 10$ given the uncertainties.

If our interpretation of the Ly emission line profile is cor-

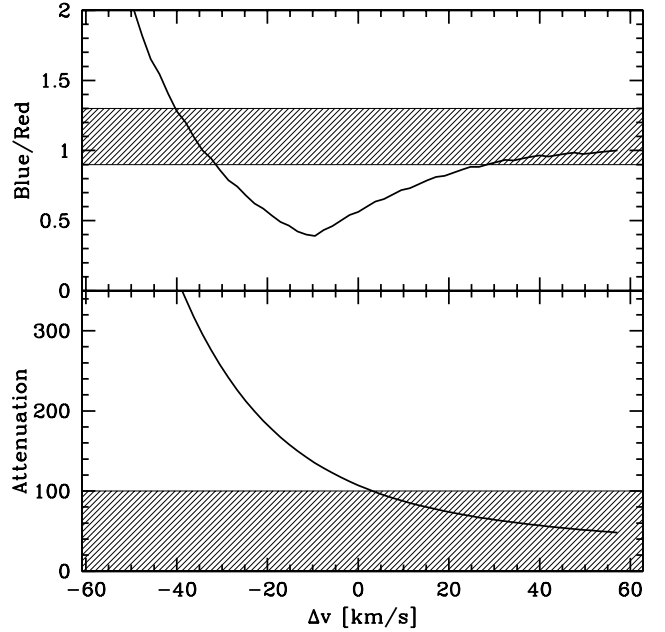


FIG. 2.— This figure shows the apparent line asymmetry (defined as the ratio of fluxed on the blue and red side of the apparent line), and the total line attenuation (defined as the ratio of the total transmitted flux and the emitted flux) as a function of the assumed velocity offset of the Ly emitting gas relative to the Hubble flow. The cross-shaded regions in both panels indicate permitted regions, given the observed line profile (top panel) and the observed Ly flux to continuum flux ratio (bottom). Note that the line can be symmetrized by either a negative or positive velocity. For positive velocities (representing extra redshift), the shift needed is approximately half of the apparent line-width – to move the line out of the resonant absorption. Negative velocities with a similar magnitude also symmetrize the line. This is because the line is more heavily absorbed, and the apparent peak then corresponds to a wavelength on the red wing of the intrinsic line, with the peak of the intrinsic line yielding a substantial blue wing for the transmitted line. However, the overall attenuation of the line in this case is too large for the parameters of the Pello et al. (2004) source.

rect, we can deduce that at any redshift there should be a trend: the fraction of symmetric Ly emission lines should decrease with increasing Ly emission line width. In addition, bright Ly emitters with symmetric profiles may be signposts of groups and clusters of galaxies, within which they can acquire velocities comparable to or larger than their linewidths. We also note that a velocity dispersion of, say, 65 km/s for the larger group of galaxies implies a common dark halo mass of $2 \times 10^{10} M_\odot$ at $z = 10$, and we find, using the halo mass function from Jenkins et al. (2001), that there should indeed be ~ 1 such halos in the comoving volume of $\sim 20 \text{ Mpc}^3$ probed by P04 between $9 < z < 11$.

The expected surface density of dark matter halos between redshifts $z = 9 - 11$ with mass $5 \times 10^8 M_\odot$ (the minimum halo mass for the galaxy itself inferred by P04) is estimated to be 0.03 arcsec^{-2} . Thus, it should not be a great surprise to find one galaxy strongly lensed in a targeted search behind a rich cluster whose Einstein ring size is of order of several arcsec. However, the inferred large intrinsic abundance of galaxies is still surprising when the implied near-IR counts are compared to observations (Ricotti et al. 2004). It will be highly desirable to enlarge the sample of such galaxies in the future, for a better estimate of their space density, as well as to acquire better statistics on constraints for the neutral fraction in the IGM.

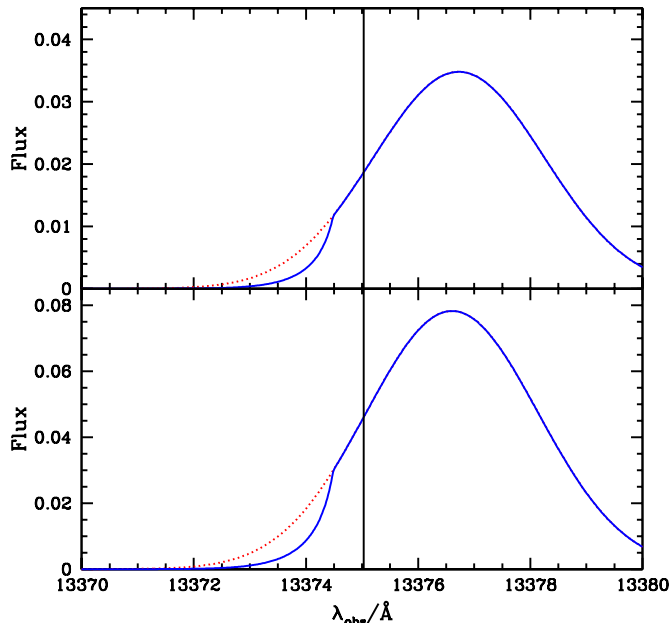


FIG. 3.— The top panel shows the case with $x_{\text{HI}} = 1$ and $v = 35 \text{ km/s}$, and the bottom panel with $x_{\text{HI}} = 0.8$ and $v = 35 \text{ km/s}$. In each panel the dotted curve shows the Ly α emission line with only the damping wing due to the IGM, whereas the solid curve includes absorption by both damping wing and residual neutral hydrogen inside the Strömgen sphere. The total transmission is now reduced by a factor of 60 (top panel) and 30 (bottom panel) as opposed to 100 in the $v = 0$ model (Figures 1,2). We further note that for $x_{\text{HI}} = (0.6; 0.17)$ the attenuation becomes (13,3), respectively (not shown in the figure).

6. CONCLUSIONS

We considered the implications of the detection of the symmetric, highly attenuated Ly α emission line from a candidate $z = 10$ galaxy. We find that the observed symmetry of the Ly α emission line can be accounted for if the emitting galaxy is receding relative to the surrounding absorbing gas by a velocity of at least 35 km/s . Such a relative velocity is mostly plausibly achieved if this detected galaxy is a member of a larger system with a velocity dispersion in excess of 35 km/s . Thus, while the difficulties and challenges associated with such observations are formidable, it is not a great surprise, in principle, to be able to detect galaxies with such Ly α emission lines at high redshift. However, with the required recessional velocity, this galaxy does not place a strong constraint on the ionization state of the IGM, given various uncertainties in the current data and lack of handle of the intrinsic absorption. A fully neutral universe, while not preferred, is still consistent with the observation.

A moderate increase in the sample size of such high redshift galaxies will be highly valuable in statistical inferences for the ionization state of the IGM, based on the systematic dependence of the line properties on redshift and luminosity (Haiman 2002; Rhoads & Malhotra 2002). More urgent in the short term is to obtain a higher quality spectrum to better characterize the line profile.

We thank James Rhoads for useful conversations, and the authors of P04 for providing the line profile and instrument response in electronic form. We gratefully acknowledge financial support by NSF through grants AST-03-07200 and AST-

03-07291 (to Z.H.) and AST-0206299 (to R.C.), and by NASA through grant NAG5-13381 (to R.C.).

REFERENCES

- Barkana, R. 2002, *NewA*, 7, 85
 Becker, R.H., et al. 2001, *AJ*, 122, 2850
 Cen, R. 2000, *ApJ*, 591, 12
 Cen, R., & Haiman, Z. 2000, *ApJ*, 542, L75
 Cen, R., & McDonald, P. 2002, *ApJ*, 570, 457
 Cen, R., Dong, F., Bode, P., & Ostriker, J.P. 2004, *astro-ph/0403352*
 Fan, X., et al. 2002, *AJ*, 123, 1247
 Gnedin, N. Y., & Prada, F. 2004, *ApJ*, submitted, *astro-ph/0403345*
 Gunn, J. E., & Peterson, B. A., 1965, *ApJ*, 142, 1633
 Haiman, Z. 2002, *ApJ*, 576, L1
 Hu, E. M., Cowie, L. L., McMahon, R. G., Capak, P., Iwamuro, F., Kneib, J.-P., Maihara, T., & Motohara, K. 2002, *ApJ*, 568, L75 [Erratum 2002 *ApJ*, 576, L99]
 Hui, L., & Haiman, Z. 2003, *ApJ*, 596, 9
 Kogut, A., et al. 2003, *ApJS*, 148, 161
 Loeb, A., Barkana, R., & Hernquist, L. 2004, *ApJL*, submitted, *astro-ph/0403193*
 Madau, P., & Rees, M. J. 2000, *ApJ*, 542, L69
 Mesinger, A., Haiman, Z., & Cen, R. 2004, *ApJ*, submitted, *astro-ph/0401130*
 Miralda-Escudé, J. 1998, *ApJ*, 501, 15
 Pello, R., Schaerer, D., Richard, J., Le Borgne, J.-F., Kneib, J.-P. 2004, *astro-ph/0403025*, *A&A* in press [P04]
 Rhoads, J. E., & Malhotra, S. 2002, *ApJ*, 565, 71
 Rhoads, J. E., et al. 2003, *AJ*, 125, 1006
 Ricotti, M., Haehnelt, M.G., Pettini, M., & Rees, M.J. 2004, *astro-ph/0403327*
 Shapiro, P., & Giroux, M.L. 1987, *ApJ*, 321, L107
 Shapley, A.E., Steidel, C.C., Pettini, M., & Adelberger, K.L. 2003, *ApJ*, 588, 65
 Spergel, D.N., et al. 2003, *ApJS*, 148, 175
 Taniguchi, Y., et al. 2004, *ApJ*, 585, L97
 Theuns, T., et al. 2002, *ApJ*, 567, L103
 Trager, S. C., Faber, S. M., Dressler, A., & Oemler, A. 1997, *ApJ*, 485, 92
 Wyithe, J.S.B., & Loeb, A. 2003, *ApJ*, 586, 693