

# Resonant Neutrino Spin-Flavor Precession and Supernova Nucleosynthesis and Dynamics

H. Nunokawa<sup>1</sup>, Y.-Z. Qian<sup>2</sup>, and G. M. Fuller<sup>3</sup>

*Institute for Nuclear Theory, University of Washington,  
 Box 351550, Seattle, WA 98195*

<sup>1</sup>*Present Address: Instituto de Física Corpuscular — C.S.I.C.  
 Departament de Física Teòrica, Universitat de València  
 46100 Burjassot, València, SPAIN*

<sup>2</sup>*Present Address: Physics Department, 161-33, California Institute of Technology,  
 Pasadena, CA 91125*

<sup>3</sup>*Permanent Address: Department of Physics, University of California, San Diego,  
 La Jolla, CA 92093-0319*

## ABSTRACT

We discuss the effects of resonant spin-flavor precession (RSFP) of Majorana neutrinos on heavy element nucleosynthesis in neutrino-heated supernova ejecta and the dynamics of supernovae. In assessing the effects of RSFP, we explicitly include matter-enhanced (MSW) resonant neutrino flavor conversion effects where appropriate. We point out that for plausible ranges of neutrino magnetic moments and proto-neutron star magnetic fields, spin-flavor conversion of  $\nu_\tau$  (or  $\nu_\mu$ ) with a cosmologically significant mass (1–100 eV) into a light  $\bar{\nu}_e$  could lead to an enhanced neutron excess in neutrino-heated supernova ejecta. This could be beneficial for models of  $r$ -process nucleosynthesis associated with late-time neutrino-heated ejecta from supernovae. Similar spin-flavor conversion of neutrinos at earlier epochs could lead to an increased shock reheating rate and, concomitantly, a larger supernova explosion energy. We show, however, that such increased neutrino heating likely will be accompanied by an enhanced neutron excess which could exacerbate the problem of the overproduction of the neutron number  $N = 50$  nuclei in the supernova ejecta from this stage. In all of these scenarios, the average  $\bar{\nu}_e$  energy will be increased over those predicted by supernova models with no neutrino mixings. This may allow the SN1987A data to constrain RSFP-based schemes.

## I. Introduction

In this paper we examine the effects of Resonant Spin-Flavor Precession (RSFP) of Majorana neutrinos on heavy element nucleosynthesis in neutrino-heated supernova ejecta and the dynamics of supernovae. Massive neutrinos that possess a transition magnetic moment could experience a resonant conversion of spin and flavor in the presence of magnetic fields and matter [1, 2]. This RSFP effect is similar to the well-known Mikheyev-Smirnov-Wolfenstein (MSW) mechanism [3]. In fact, in the environment above the neutrinosphere in post-core-bounce supernovae, both the MSW and RSFP processes may operate. Reference [4] discusses the effect of RSFP-induced neutrino flavor conversion on supernova shock reheating. Here we extend their discussion by considering the effects of RSFP on nucleosynthesis in late-time neutrino-heated supernova ejecta and generally including the effects of *both* RSFP *and* MSW conversion.

Supernovae have long been considered as a promising site for heavy element nucleosynthesis [5]. About one half of the elements with mass number  $A > 70$  in nature are believed to be made by the rapid neutron capture process, or  $r$ -process for short. In the  $r$ -process, neutron captures occur much faster than typical  $\beta$ -decays. Recent calculations suggest that the high-temperature, high-entropy region which would be formed above the proto-neutron star several seconds after the bounce of the core in a type-II supernova is a promising site for  $r$ -process nucleosynthesis [6, 7, 8].

This site is sometimes referred to as the “hot bubble,” since material there is heated by absorption of neutrinos and antineutrinos which are emitted from the neutrinosphere near the surface of the hot proto-neutron star. Close to the neutrinosphere the temperature is high enough that all strong and electromagnetic nuclear interactions are in equilibrium (nuclear statistical equilibrium, or NSE). As the material above the neutrinosphere expands due to neutrino heating, its temperature and density decrease. When the temperature drops below about 0.5 MeV, the material outflow rate (or expansion rate) becomes faster than the rates for nuclear reactions. At this point, the material freezes out of NSE. As the material further expands above this nuclear freeze-out point, rapid neutron captures onto the existing seed nuclei may occur after an alpha-rich freeze-out of the charged-particle reactions.

In order for the  $r$ -process to occur, the material certainly has to be neutron rich at the nuclear freeze-out position. The neutron-to-proton ratio above the neutrinosphere is determined by the following reactions,

$$\nu_e + n \rightarrow p + e^-, \quad (1a)$$

$$\bar{\nu}_e + p \rightarrow n + e^+. \quad (1b)$$

Because material in the surface layers of the proto-neutron star consists mostly of neutrons,  $\nu_e$  have a larger opacity than  $\bar{\nu}_e$  [cf. Eqs. (1a) and (1b)]. Consequently,  $\bar{\nu}_e$  decouple deeper inside the proto-neutron star where it is hotter, and corre-

spondingly have a higher average energy than  $\nu_e$ . In turn, this average energy hierarchy favors the rate of the process in Eq. (1b) over that in Eq. (1a). These arguments suggest that neutron-rich conditions which are conducive to  $r$ -process nucleosynthesis will obtain at the nuclear freeze-out point and beyond, in the region where the  $r$ -process may occur.

Reference [9] discusses these weak reaction issues and the connection between the flavor mixing of neutrinos with cosmologically significant masses and the conditions necessary for heavy element nucleosynthesis in supernovae. They show that resonant flavor conversion of a  $\nu_\tau$  or  $\nu_\mu$  with a mass of 1–100 eV into a light  $\nu_e$  may preclude heavy element nucleosynthesis in the hot bubble unless the vacuum mixing angle satisfies  $\sin^2 2\theta \lesssim 10^{-5}$ . Because  $\nu_\mu$  and  $\nu_\tau$  and their antineutrinos lack the charged-current reactions similar to those in Eqs. (1a) and (1b), they decouple deepest inside the proto-neutron star and have the highest average energy. Consequently, a significant amount of  $\nu_{\tau(\mu)} \leftrightarrow \nu_e$  transformation results in  $\nu_e$  with an average energy higher than that of  $\bar{\nu}_e$ . This enhances the rate of the process in Eq. (1a) and drives the neutrino-heated supernova ejecta proton-rich.

If the mass of  $\nu_\tau$  (or  $\nu_\mu$ ) is between about 1 and 100 eV, then matter-enhanced resonant MSW flavor conversion could occur in the region between the neutrinosphere and the radius where the weak reactions in Eqs. (1a) and (1b) freeze out (very near the nuclear freeze-out position in most supernova models). If average energy  $\nu_\mu$  or  $\nu_\tau$  are converted at resonance with greater than about (25–30)% efficiency, then the hot bubble will be driven proton-rich and  $r$ -process nucleosynthesis at this site will be impossible.

With no such flavor conversion, the neutron excess required for  $r$ -process nucleosynthesis may or may not be obtained currently in models of neutrino-heated supernova ejecta. Although the conditions of entropy, electron fraction [a measure of the neutron-to-proton ratio and the neutron excess, cf. Eq. (11)], and expansion rate as computed in some hydrodynamic models [8] provide the requisite neutron-to-seed ratio for the  $r$ -process to occur, these models have left out key physics input that can wreck the  $r$ -process [10]. Besides, simple wind model arguments suggest that the neutron-to-seed ratio obtained in these hydrodynamic models is unrealistically large on account of their high entropies at late times. Wind models suggest an entropy roughly half of that obtained in some hydrodynamic models, and this would imply a neutron-to-seed ratio too low to allow the production of the heaviest  $r$ -process nuclides [11, 12].

Any effect that could *lower* the electron fraction  $Y_e$  (i.e., raise the neutron-to-seed ratio) in these models would be most welcome. In fact, it is even conceivable that  $r$ -process nucleosynthesis in late-time neutrino-heated supernova ejecta will be impossible unless there is some new physics which has the effect of raising the neutron excess [13, 14]. However, any effect that significantly lowers  $Y_e$  at late times must not also do so at the early times characteristic of shock reheating, lest the neutron number  $N = 50$  nuclei be overproduced [8, 15, 16]. This shock

reheating epoch occurs roughly  $\sim 0.1\text{--}0.6$  s after core bounce, as opposed to the epoch where the  $r$ -process might take place in neutrino-heated ejecta at  $\sim 3\text{--}20$  s after core bounce.

In what follows we show that  $\nu_\tau$  (or  $\nu_\mu$ ) with vacuum masses in the range 1–100 eV could convert in principle into  $\bar{\nu}_e$  by RSFP above the neutrinosphere. In turn, this could lead to the *enhancement* of the neutron excess in the “hot bubble.” In order to have the conversion  $\nu_{\tau(\mu)} \leftrightarrow \bar{\nu}_e$ , neutrinos must be of Majorana type and have a finite transition magnetic moment. The operation of RSFP also requires a (probably large) magnetic field around the proto-neutron star. If RSFP did occur,  $\bar{\nu}_e$  would become much more energetic than  $\nu_e$  and this would enlarge the neutron-to-proton ratio as outlined above. This implies that RSFP could be beneficial to the production of the heavier  $r$ -process elements in supernovae, in contrast to the case of resonant MSW flavor conversion alone as discussed in Ref. [9]. For significant RSFP effects to occur, the required product of the neutrino transition magnetic moment  $\mu_\nu$  and magnetic field  $B$  near the neutron star will be shown to be of order 1 in units of Bohr magneton times gauss ( $\mu_B \cdot \text{G}$ ).

Before entering into a detailed discussion of RSFP in supernovae, let us describe the present upper limits on the neutrino magnetic moment from laboratory experiments and astrophysical arguments. The present upper bound on the neutrino magnetic moment from  $\bar{\nu}_e e$  scattering experiments is [17]

$$\mu_\nu < 1.9 \times 10^{-10} \mu_B. \quad (2)$$

This bound applies to the direct or transition magnetic moment of Dirac neutrinos, as well as the transition magnetic moment of Majorana neutrinos.

A stronger limit for the neutrino magnetic moment can be derived from well-known arguments against excessive cooling of red giant stars. A finite neutrino magnetic moment would enhance the plasmon decay into  $\nu\bar{\nu}$  pairs in the stellar interior, resulting in excessive cooling. The most severe constraint is derived by estimating the critical mass for a helium flash in red giant stars. This gives the bound [18]

$$\mu_\nu < 3 \times 10^{-12} \mu_B \quad (3)$$

for the transition magnetic moment of Majorana neutrinos.

A magnetic moment of order  $(10^{-12}\text{--}10^{-10})\mu_B$  is very large in the context of the small neutrino masses we might consider here. In general, this is because the diagram that generates a magnetic moment of order  $10^{-12}\mu_B$  or larger with the photon line removed also induces a large neutrino mass. There are many (successful but not compelling) attempts at constructing a mechanism to induce a large neutrino magnetic moment, while keeping the masses of neutrinos small [19]. Since these issues are very speculative, we will assume here that a neutrino transition magnetic moment of order  $10^{-12}\mu_B$  is plausible. However, we will see that the crucial quantity governing the effects of RSFP in supernovae is the

product of the neutrino transition magnetic moment and the magnetic field.

## II. Resonant Neutrino Spin-Flavor Precession in Supernovae

In this section we discuss some general features of RSFP in supernovae. We also examine the case where *both* matter-enhanced MSW flavor conversion *and* RSFP occur in the region above the hot proto-neutron star. Both Dirac and Majorana neutrinos can have RSFP, so long as the transition magnetic moment exists. The mechanism of RSFP is essentially the same for both cases. However, the implications of RSFP for supernova heavy element nucleosynthesis and/or explosion dynamics will be very different for the two cases. This is because RSFP for Majorana neutrinos occurs between two active neutrinos, whereas RSFP for Dirac neutrinos occurs between active and sterile neutrino states. In this paper we shall consider only the Majorana neutrino case.

The Lagrangian which describes the magnetic moment-mediated interaction between Majorana neutrinos and the electromagnetic field,  $F_{\alpha\beta}$ , is given by

$$\mathcal{L}_{\text{int}} = \frac{1}{2}(\mu)_{ab}(\bar{\nu}_L)_a^C \sigma_{\alpha\beta}(\nu_L)_b F^{\alpha\beta} + \text{h.c.}, \quad (4)$$

where  $(\mu)_{ab}$  is the magnetic moment matrix with  $a, b = e, \mu, \tau$  or 1, 2, 3 for the flavor or mass eigenstate bases,  $\sigma_{\alpha\beta} = (i/2)[\gamma_\alpha, \gamma_\beta]$  with  $\gamma_\alpha$  the Dirac matrices, and  $C$  denotes the operation of charge conjugation. From the requirement for  $CPT$  invariance, the diagonal elements of the magnetic moment  $\mu_{aa}$  vanish, and consequently a transition magnetic moment is the only possibility for Majorana neutrinos. In the case of a finite neutrino transition magnetic moment, the presence of magnetic fields can facilitate the transformation  $\nu_{aL} \rightarrow (\nu_{bL})^C$  ( $a \neq b$ ) or vice versa. Since  $(\nu_{bL})^C$  is generally termed  $\bar{\nu}_b$  (antineutrino state for  $\nu_b$ ) and is right handed, we can describe the  $\nu_a \leftrightarrow \bar{\nu}_b$  ( $a \neq b$ ) transformation as a “spin-flavor” precession (or conversion). Except for the interaction in Eq. (4), we will assume here that neutrinos possess only standard electroweak interactions with matter.

Among the several conceivable channels of spin-flavor precession,  $\nu_{\tau(\mu)} \leftrightarrow \bar{\nu}_e$  is the example we will consider in what follows. Motivated by the average neutrino energy hierarchy discussed in the last section, we anticipate that this channel of RSFP may give the most significant effect on the electron fraction. We will show that the spin-flavor conversion of  $\nu_\tau$  (or  $\nu_\mu$ ) with masses in the range 1–100 eV into a light  $\bar{\nu}_e$  can result in important effects on the parameters which determine heavy element nucleosynthesis and/or shock-reheating in the region above the neutrinosphere in supernovae. Hereafter, we will assume in this paper that  $\nu_\tau$  is the heavy neutrino with a mass in the range 1–100 eV, and we will consider the two generation system of electron and tau neutrinos only. Obviously, our computed effects in the supernova would be identical if instead we were to choose  $\nu_\mu$  as the heavy neutrino. This follows since we expect the energy spectra of  $\nu_\mu$

and  $\nu_\tau$  and their antiparticles to be nearly identical in our region of interest in supernovae. Working only with two neutrino generations is justified, so long as we assume that there exists a reasonable hierarchy of the three neutrino masses in which no degeneracy occurs.

The Majorana neutrino evolution equation for two neutrino generations, including a vacuum mixing angle, a transition magnetic moment, and magnetic fields, is given by [1]

$$i \frac{d}{dr} \begin{bmatrix} \nu_e \\ \nu_\tau \\ \bar{\nu}_e \\ \bar{\nu}_\tau \end{bmatrix} = H \begin{bmatrix} \nu_e \\ \nu_\tau \\ \bar{\nu}_e \\ \bar{\nu}_\tau \end{bmatrix}, \quad (5)$$

$$H = \begin{bmatrix} a_{\nu_e} + \Delta \sin^2 \theta & \frac{1}{2} \Delta \sin 2\theta & 0 & \mu_\nu B_\perp \\ \frac{1}{2} \Delta \sin 2\theta & a_{\nu_\tau} + \Delta \cos^2 \theta & -\mu_\nu B_\perp & 0 \\ 0 & -\mu_\nu B_\perp & -a_{\nu_e} + \Delta \sin^2 \theta & \frac{1}{2} \Delta \sin 2\theta \\ \mu_\nu B_\perp & 0 & \frac{1}{2} \Delta \sin 2\theta & -a_{\nu_\tau} + \Delta \cos^2 \theta \end{bmatrix}, \quad (6)$$

where  $\theta$  is the vacuum mixing angle, and  $\mu_\nu$  is the transition magnetic moment between  $\nu_e$  and  $\bar{\nu}_\tau$ . Here  $B_\perp$  is the transverse component of the magnetic field along the neutrino trajectory. In the usual fashion we define  $\Delta \equiv \delta m^2 / 2E_\nu$ , where  $\delta m^2 \equiv m_2^2 - m_1^2 > 0$  is the difference of the squared vacuum mass eigenvalues of the two neutrino mass eigenstates  $\nu_2 \sim \nu_\tau$  and  $\nu_1 \sim \nu_e$ , and  $E_\nu$  is the neutrino energy. We assume that the vacuum mixing angle  $\theta$  is very small, so that in vacuum with no magnetic fields the mass eigenstates are approximately coincident with the flavor eigenstates. The effective matter potentials for  $\nu_e$  and  $\nu_\tau$  are given by

$$a_{\nu_e} = \sqrt{2} G_F (n_e - \frac{1}{2} n_n), \quad (7)$$

$$a_{\nu_\tau} = \sqrt{2} G_F (-\frac{1}{2} n_n), \quad (8)$$

where  $G_F$  is the Fermi constant,  $n_e$  and  $n_n$  are the net number densities of electrons and neutrons, respectively. These expressions are for a neutral unpolarized medium and we neglect the contribution from neutrino-neutrino scattering because its effect would be small under the conditions we consider here (see Ref. [20] for detailed studies of neutrino-neutrino scattering effect on MSW neutrino flavor transformation). In Eq. (6),  $n_e$ ,  $n_n$  and  $B_\perp$  are all understood to be position dependent in the region above the neutrinosphere which we consider here.

By equating each two of the diagonal elements in the Hamiltonian matrix in Eq. (6), we find that there are two kinds of resonances. As expected, these correspond to MSW conversion and RSFP. The MSW resonance occurs when

$$\sqrt{2} G_F n_e = \Delta \cos 2\theta. \quad (9)$$

The RSFP resonance occurs when

$$\sqrt{2} G_F (n_e - n_n) = \pm \Delta \cos 2\theta, \quad (10)$$

where the plus sign is for the  $\nu_e\text{-}\bar{\nu}_\tau$  resonance and the minus sign is for the  $\bar{\nu}_e\text{-}\nu_\tau$  resonance. These two RSFP resonances cannot occur at the same time. As can be readily seen from Eq. (10), the  $\nu_e\text{-}\bar{\nu}_\tau$  resonance occurs if the sign of  $n_e - n_n$  is positive, whereas the  $\bar{\nu}_e\text{-}\nu_\tau$  resonance occurs if the sign of  $n_e - n_n$  is negative at the resonance position.

The resonance region of most interest here lies above the neutrinosphere, but, at an early epoch ( $t_{\text{PB}} \approx 0.1\text{--}0.6$  s), within the radius where the shock has stalled ( $r \approx 500$  km) and/or, at a later epoch ( $t_{\text{PB}} \approx 3\text{--}20$  s), within the radius where the weak and/or nuclear reactions freeze out ( $r \approx 40$  km). Here,  $t_{\text{PB}}$  indicates the time *post core bounce*. In the standard supernova models,  $n_e - n_n$  takes negative values in the regions of interest. Hence, the relevant RSFP we will consider is  $\bar{\nu}_e \leftrightarrow \nu_\tau$ . For a neutral medium ( $n_e = n_p$ ), the neutron excess can be characterized by the electron fraction  $Y_e$ , the net number of electrons per baryon,

$$Y_e \equiv \frac{n_e}{n_e + n_n}. \quad (11)$$

If  $Y_e < 0.5$  then  $n_n > n_e$ . From numerical supernova models, the typical values of  $Y_e$  are predicted to be about 0.4–0.45 in the region of interest above the neutrinosphere [21].

In Fig. 1 we have plotted schematically as functions of matter density  $\rho$  the neutrino energy levels (effective mass-squared differences) in neutron-rich environments ( $n_n > n_p$ ) for two generations of Majorana neutrinos. To draw the curves in this figure we have assumed that  $1/3 < Y_e < 1/2$ . This condition on the electron fraction should be valid so long as we confine our considerations to the region well above the neutrinosphere. The number density of electrons and neutrons are related to matter density  $\rho$  in the following manner:

$$n_e = \rho Y_e N_A, \quad (12)$$

$$n_n = \rho (1 - Y_e) N_A, \quad (13)$$

where  $N_A$  is Avogadro's number. The resonance density for RSFP is given by

$$\rho_{\text{res}}^{\text{RSFP}} \approx 6.6 \times 10^7 \left[ \frac{\delta m^2}{100 \text{ eV}^2} \right] \left[ \frac{10 \text{ MeV}}{E_\nu} \right] \frac{\cos 2\theta}{1 - 2Y_e} \text{ g cm}^{-3}, \quad (14)$$

whereas the MSW resonance density is

$$\rho_{\text{res}}^{\text{MSW}} = \frac{1 - 2Y_e}{Y_e} \rho_{\text{res}}^{\text{RSFP}}. \quad (15)$$

As one can see from Eq. (15), the resonance density for RSFP is larger than that for MSW conversion as long as  $1/3 < Y_e < 1/2$ . This implies that the RSFP resonance takes place *before* the MSW resonance as neutrinos propagate from the neutrinosphere to the outer regions of the supernova (see Fig. 1). Since the matter density at the neutrinosphere is  $\gtrsim 10^{12} \text{ g cm}^{-3}$ , neutrinos with typical energies and possessing cosmologically significant masses (1–100 eV) will propagate through one or more resonances.

In order to illustrate the mechanism of RSFP, let us first work with the system of  $\bar{\nu}_e$  and  $\nu_\tau$  alone, and ignore for the time being MSW flavor conversion. However, it should be noted that the following discussion of the effects of RSFP will be valid even if the MSW resonance were to coexist with RSFP, so long as the two resonances are well separated [see Eq. (27) for the non-overlapping condition for the two resonances]. In the limit where the vacuum mixing angle is vanishingly small,  $\theta \rightarrow 0$ , Eq. (5) can be reduced to the following expression,

$$i \frac{d}{dr} \begin{bmatrix} \bar{\nu}_e \\ \nu_\tau \end{bmatrix} = \begin{bmatrix} -a_{\nu_e} & -\mu_\nu B \\ -\mu_\nu B & a_{\nu_\tau} + \Delta \end{bmatrix} \begin{bmatrix} \bar{\nu}_e \\ \nu_\tau \end{bmatrix}. \quad (16)$$

In this equation and hereafter we will simply write  $B$  where we have written  $B_\perp$  before. However, it should be understood always that only the transverse component of the magnetic field along neutrino trajectories is relevant for neutrino spin-flavor precession. The resonance condition for RSFP in this case is given by

$$\sqrt{2}G_F (n_n - n_e) = \Delta, \quad (17)$$

where it is assumed that  $n_n - n_e > 0$ . At resonance, the transformation between  $\bar{\nu}_e$  and  $\nu_\tau$  can be greatly enhanced even if  $\mu_\nu B_{\text{res}} \ll \Delta$ , since the matter potential cancels the mass difference between  $\bar{\nu}_e$  and  $\nu_\tau$  at this position [see Eq. (17)]. Here  $B_{\text{res}}$  is the magnitude of the transverse magnetic field at resonance. At least in a mathematical sense, the RSFP level crossing is very similar to the MSW one.

The effective mixing angle  $\tilde{\theta}$  and the precession length  $L$  in the supernova environment are given by

$$\sin 2\tilde{\theta} = \frac{2\mu_\nu B}{\{(2\mu_\nu B)^2 + [\Delta - \sqrt{2}G_F (n_n - n_e)]^2\}^{1/2}}, \quad (18)$$

$$L = \frac{2\pi}{\{(2\mu_\nu B)^2 + [\Delta - \sqrt{2}G_F (n_n - n_e)]^2\}^{1/2}}. \quad (19)$$

The precession length at the RSFP resonance is

$$L_{\text{res}} = \frac{\pi}{\mu_\nu B_{\text{res}}} \approx 1.1 \times 10^4 \text{ cm} \left[ \frac{\mu_B \cdot G}{\mu_\nu B_{\text{res}}} \right], \quad (20)$$

where  $\mu_B \equiv e/2m$  is the Bohr magneton. The width of the RSFP resonance is given by

$$\delta r = 2H \tan 2\tilde{\theta}_0, \quad (21)$$

where

$$\begin{aligned} \tan 2\tilde{\theta}_0 &\equiv 2\mu_\nu B_{\text{res}} / \Delta \\ &\approx 2.3 \times 10^{-3} \left[ \frac{\mu_\nu B_{\text{res}}}{\mu_B \cdot G} \right] \left[ \frac{100 \text{ eV}^2}{\delta m^2} \right] \left[ \frac{E_\nu}{10 \text{ MeV}} \right]. \end{aligned} \quad (22)$$

Here  $H$  is the “density” scale height which can be expressed as

$$H \equiv \left| \frac{d}{dr} \ln(n_n - n_e) \right|_{\text{res}}^{-1} \approx \left| \frac{d}{dr} \ln \rho \right|_{\text{res}}^{-1}. \quad (23)$$



To derive Eq. (23) we have assumed that  $|dY_e/dr|$  is very small compared with  $|d \ln \rho/dr|$ . This approximation is valid in the region above the neutrinosphere where RSFP can significantly affect supernova dynamics and/or nucleosynthesis.

Adiabatic spin-flavor conversion takes place when the condition  $L_{\text{res}} \ll \delta r$  obtains. When  $\tan 2\tilde{\theta}_0 \ll 1$ , we can employ the simple Landau-Zener approximation to estimate the probability for a  $\nu_\tau$  (or  $\bar{\nu}_e$ ) going through the RSFP resonance to remain as a  $\nu_\tau$  (or  $\bar{\nu}_e$ ). This probability is given by

$$P_{\text{RSFP}} \approx \exp\left(-\frac{\pi^2}{2} \frac{\delta r}{L_{\text{res}}}\right) \approx \exp\left\{-0.2 \left[\frac{\mu_\nu B_{\text{res}}}{\mu_B \cdot \text{G}}\right]^2 \left[\frac{100 \text{ eV}^2}{\delta m^2}\right] \left[\frac{E_\nu}{10 \text{ MeV}}\right] \left[\frac{H}{10^5 \text{ cm}}\right]\right\}. \quad (24)$$

It should be noted that the dependence of this probability on  $E_\nu$  and  $\delta m^2$  is opposite to the corresponding dependence of the MSW survival probability [see Eq. (28)].

It is conceivable that we may encounter situations where perhaps the magnetic fields are very large, or neutrino transition magnetic moments are nearly at the maximum values allowed by experiment. Such a situation, in turn, could lead to large precession effects when  $\tan 2\tilde{\theta}_0 \sim 1$ . To properly treat the RSFP survival probabilities in this case, we should employ the following more appropriate formula [22] instead of Eq. (24),

$$P_{\text{RSFP}} \approx \frac{1}{2} + \left[\frac{1}{2} - \exp\left(-\frac{\pi^2}{2} \frac{\delta r}{L_{\text{res}}}\right)\right] \cos 2\tilde{\theta}_i \cos 2\tilde{\theta}_f, \quad (25)$$

where

$$\cos 2\tilde{\theta}_{i(f)} = \frac{\Delta - \sqrt{2}G_F(n_n - n_e)}{\{(2\mu_\nu B)^2 + [\Delta - \sqrt{2}G_F(n_n - n_e)]^2\}^{1/2}} \Big|_{r=r_{i(f)}}. \quad (26)$$

Here,  $\tilde{\theta}_i$  is the initial mixing angle at radius  $r_i$  where neutrinos are produced (neutrinosphere), and  $\tilde{\theta}_f$  is the final mixing angle at radius  $r_f$  where we calculate the survival probabilities. The initial mixing angle at the neutrinosphere always satisfies  $\cos 2\tilde{\theta}_i \approx -1$  for  $\mu_\nu B(r_i) \lesssim 10 \mu_B \cdot \text{G}$ , whereas  $\cos 2\tilde{\theta}_f \approx 1$  unless  $2\mu_\nu B(r_f) \gtrsim \Delta$ . For our choice of parameters in Secs. III and IV, Eqs. (24) and (25) give almost identical probabilities except around  $\delta m^2 \sim 1 \text{ eV}^2$ .

Let us now consider the case where both MSW and RSFP resonances occur along a neutrino trajectory. As one can see from Eq. (15), the resonance densities for MSW conversion and RSFP will necessarily be different for  $Y_e \neq 1/3$ . This in turn implies that the MSW and RSFP resonances will occur at different distances from the neutron star. In Fig. 2 we plot a typical matter density profile at late times, which corresponds to  $t_{\text{PB}} \approx 6 \text{ s}$  in a numerical supernova model by Wilson and Mayle [21]. In this figure we also indicate the resonance positions for RSFP (filled circles) and MSW conversion (open squares) for a neutrino with

$E_\nu = 25$  MeV and for various labeled heavier vacuum neutrino mass eigenvalues. In labeling these resonance positions we have assumed that  $\delta m^2 = m_2^2 - m_1^2 \approx m_2^2$ . Note that the matter density at the neutrinosphere is about  $10^{12}$  g cm $^{-3}$ . In Fig. 3 we plot the resonance positions (log of the radius in cm) for MSW conversion (dashed line) and RSFP (solid line) as functions of  $\delta m^2$ . From Figs. 2 and 3, we can clearly see that for a given neutrino energy, the RSFP resonance occurs at higher density than the MSW resonance, unless  $\delta m^2 > 1000$  eV $^2$ .

An analytic treatment of the case where both RSFP and MSW resonances occur along a neutrino path is possible if the two resonances are well separated in space. The non-overlapping condition for these two resonances is given by [23]

$$(3Y_e - 1)/Y_e > \tan 2\theta + \tan 2\tilde{\theta}_0. \quad (27)$$

If this condition is not satisfied, we would have to do a numerical integration of Eq. (5) to estimate reliably the survival probabilities. The above inequality holds for almost all of the parameter region we will discuss in Secs. III and IV. The probability for a  $\nu_e$  (or  $\nu_\tau$ ) going through the MSW resonance to remain as a  $\nu_e$  (or  $\nu_\tau$ ) is given by

$$P_{\text{MSW}} \approx \exp\left(-\frac{\pi}{2} H \Delta \sin^2 2\theta\right) \approx \exp\left\{-0.4 \left[\frac{\delta m^2}{100 \text{ eV}^2}\right] \left[\frac{10 \text{ MeV}}{E_\nu}\right] \left[\frac{H}{10^5 \text{ cm}}\right] \left[\frac{\sin^2 2\theta}{10^{-5}}\right]\right\}, \quad (28)$$

for  $\theta \ll 1$ . In Eq. (28), we have made the approximation  $|d \ln n_e / dr|^{-1} \approx |d \ln \rho / dr|^{-1} \approx H$ . In Fig. 4 we plot the more accurate “density” scale heights for the RSFP (solid line) and MSW (dashed line) resonances as functions of  $n_n - n_e$  and  $n_e$ , respectively.

By employing Eqs. (25) and (28), we can easily estimate the probability that a  $\nu_\tau$  emitted from the neutrinosphere, and subsequently propagating through an RSFP resonance and then later through an MSW resonance, emerges as either  $\nu_\tau$ ,  $\nu_e$ , and  $\bar{\nu}_e$  as

$$P(\nu_\tau \rightarrow \nu_\tau) = P_{\text{RSFP}} P_{\text{MSW}}, \quad (29)$$

$$P(\nu_\tau \rightarrow \nu_e) = P_{\text{RSFP}} [1 - P_{\text{MSW}}], \quad (30)$$

$$P(\nu_\tau \rightarrow \bar{\nu}_e) = 1 - P_{\text{RSFP}}. \quad (31)$$

Other probabilities such as  $P(\bar{\nu}_e \rightarrow \nu_\tau)$  and  $P(\nu_e \rightarrow \nu_\tau)$  can be estimated in a straightforward and similar fashion.

### III. Neutrino Spin-Flavor Conversion and Hot Bubble $r$ -Process Nucleosynthesis

In the post-core-bounce evolution of the hot proto-neutron star, all six species of neutrinos and antineutrinos are produced thermally, provided that all vacuum

neutrino masses are reasonably light. These neutrinos carry away the gravitational binding energy of the neutron star on a neutrino diffusion timescale. This timescale is roughly  $\sim 10$  s and is essentially set by three quantities: the mass of the neutron star (roughly the Chandrasekhar mass), the saturation density of nuclear matter, and the Fermi constant  $G_F$ . The neutrino diffusion process sets the timescale for all of the post-core-bounce supernova evolution. We have explained in the introduction that we expect the neutrinos emitted from the neutrinosphere to be instrumental in heating and ejecting the envelope of material which surrounds the neutron star. For our purposes it is convenient, if somewhat artificial, to divide the evolution of this envelope into two epochs: the epoch of shock reheating at  $t_{\text{PB}} < 1$  s, and the hot bubble/ $r$ -process epoch at  $t_{\text{PB}} \approx 3\text{--}20$  s. In addition to the neutrino diffusion timescale, the neutron star radius, the weak and nuclear freeze-out positions, and the location of the rapid neutron capture environment, there is yet one more important characteristic length scale in the hot bubble/wind environment — the gain radius. Heating engendered by charged-current absorption of electron neutrinos and antineutrinos on nucleons wins out over neutrino losses in the hot plasma above the “gain radius,”  $r_g \gtrsim 10$  km [11, 24].

As outlined in Sec. I, early deleptonization of the hot proto-neutron star causes its outer layers to become neutron rich. This neutron excess causes  $\nu_e$  to have a larger opacity than  $\bar{\nu}_e$  because of the charged-current capture reactions on free nucleons in Eqs. (1a) and (1b). Consequently,  $\bar{\nu}_e$  have a larger average energy than  $\nu_e$  because  $\bar{\nu}_e$  decouple deeper in the core where the matter is hotter. The typical average energies for  $\nu_e$  and  $\bar{\nu}_e$  at the hot bubble/ $r$ -process epoch are 11 and 16 MeV, respectively. On the other hand, the typical average energies of  $\nu_\mu$ ,  $\bar{\nu}_\mu$ ,  $\nu_\tau$  and  $\bar{\nu}_\tau$  are all about 25 MeV. This is because they only have the neutral-current reaction opacity sources common to all neutrino species. Hence,  $\nu_\mu$ ,  $\bar{\nu}_\mu$ ,  $\nu_\tau$  and  $\bar{\nu}_\tau$  decouple in regions hotter than those where  $\nu_e$  and  $\bar{\nu}_e$  decouple. Thus, the average neutrino energies in supernovae during the post-core-bounce epoch always satisfy the hierarchy:

$$\langle E_{\nu_{\tau(\mu)}} \rangle \approx \langle E_{\bar{\nu}_{\tau(\mu)}} \rangle > \langle E_{\bar{\nu}_e} \rangle > \langle E_{\nu_e} \rangle. \quad (32)$$

The value of  $Y_e$  in the region above the neutrinosphere is determined by the charged-current reactions in Eqs. (1a) and (1b). The rate of change of  $Y_e$  with time  $t$  or radius  $r$  in this region is given by

$$\frac{dY_e}{dt} = v(r) \frac{dY_e}{dr} = \lambda_1 - \lambda_2 Y_e, \quad (33)$$

where  $v(r)$  is the radial velocity field of the material in the supernova. In this equation,  $\lambda_1 = \lambda_{\nu_e n} + \lambda_{e+n}$  and  $\lambda_2 = \lambda_1 + \lambda_{\bar{\nu}_e p} + \lambda_{e-p}$ . Here,  $\lambda_{\nu_e n}$  and  $\lambda_{\bar{\nu}_e p}$  denote the rates of the reactions in Eqs. (1a) and (1b), respectively, and  $\lambda_{e-p}$  and  $\lambda_{e+n}$  denote the rates for their reverse reactions. At some point above the neutrinosphere the local material expansion rate in the hot bubble will be faster than the rates of the reactions in Eqs. (1a) and (1b). We shall term this location

the weak freeze-out point, since the value of  $Y_e$  for material flow above this point will remain constant in time and space. Above the weak freeze-out point the solution of Eq. (33) gives

$$Y_e(r_{\text{NFO}}) \approx Y_e(r_{\text{WFO}}) \approx \frac{1}{1 + \lambda_{\bar{\nu}_e p}(r_{\text{WFO}})/\lambda_{\nu_e n}(r_{\text{WFO}})}, \quad (34)$$

where  $r_{\text{NFO}}$  and  $r_{\text{WFO}}$  are the nuclear and weak freeze-out radius, respectively. Here we have neglected  $\lambda_{e^-p}$  and  $\lambda_{e^+n}$ . This is a valid approximation for our purposes, since the matter temperature in the region above the gain radius is small compared with the effective temperatures for  $\nu_e$  and  $\bar{\nu}_e$  energy distributions, and hence they are small compared with  $\lambda_{\bar{\nu}_e p}$  and  $\lambda_{\nu_e n}$ .

The rate  $\lambda_{\nu N}$  can be calculated as

$$\lambda_{\nu N} \approx \frac{L_\nu}{4\pi r^2} \frac{\int_0^\infty \sigma_{\nu N}(E_\nu) f_\nu(E_\nu) dE_\nu}{\int_0^\infty E_\nu f_\nu(E_\nu) dE_\nu}, \quad (35)$$

with  $(\nu, N) = (\nu_e, n)$  or  $(\bar{\nu}_e, p)$ . Here,  $L_\nu$  is the neutrino luminosity,  $f_\nu(E_\nu)$  is the normalized neutrino energy distribution function. We take  $f_\nu(E_\nu)$  to be Fermi-Dirac with zero chemical potential in character for all neutrino species, i.e.,

$$f_\nu(E_\nu) = \frac{1}{1.803} \frac{1}{T_\nu^3} \frac{E_\nu^2}{1 + \exp[E_\nu/T_\nu]}, \quad (36)$$

where  $T_\nu$  is the neutrino temperature. The temperatures characterizing the distribution functions of each neutrino species at late epochs are approximately given by  $T_{\nu_e} \approx 3.5$  MeV,  $T_{\bar{\nu}_e} \approx 5.1$  MeV, and  $T_{\nu_{\tau(\mu)}} \approx T_{\bar{\nu}_{\tau(\mu)}} \approx 7.9$  MeV. In Eq. (35),  $\sigma_{\nu N}$  is the cross section for the reactions in Eqs. (1a) and (1b), and is approximately given by

$$\sigma_{\nu N} \approx 9.6 \times 10^{-44} \left( \frac{E_\nu}{\text{MeV}} \right)^2 \text{ cm}^2. \quad (37)$$

Utilizing Eqs. (35)–(37), and taking into account that each neutrino species has roughly the same luminosity at late epochs, we can approximate Eq. (34) as

$$Y_e(r_{\text{NFO}}) \approx \frac{1}{1 + \langle E_{\bar{\nu}_e} \rangle / \langle E_{\nu_e} \rangle} \approx \frac{1}{1 + T_{\bar{\nu}_e} / T_{\nu_e}}. \quad (38)$$

For typical neutrino average energies  $\langle E_{\bar{\nu}_e} \rangle = 16$  MeV and  $\langle E_{\nu_e} \rangle = 11$  MeV, we obtain  $Y_e \approx 0.41$ . This value can be regarded as the standard supernova model prediction for the  $Y_e$  in the hot bubble in the absence of RSFP and MSW conversion.

Let us examine now how the value of  $Y_e$  would be affected by RSFP and MSW resonances occurring along neutrino trajectories below the weak freeze-out

radius in the hot bubble. For this case, the computation of  $Y_e$  must employ the “distorted” energy distribution functions for  $\bar{\nu}_e$  and  $\nu_e$  which will result from the energy-dependent flavor conversion associated with the neutrino propagating through an RSFP and/or an MSW resonance. By using the survival probabilities calculated in Eqs. (24) and (28) in Sec. II at these RSFP and MSW resonances, we can estimate the effective  $\bar{\nu}_e$  and  $\nu_e$  energy distribution functions at the weak freeze-out radius to be

$$f_{\bar{\nu}_e}(E_\nu) = f_{\bar{\nu}_e}^0(E_\nu)P_{\text{RSFP}}(E_\nu) + f_{\nu_\tau}^0(E_\nu)[1 - P_{\text{RSFP}}(E_\nu)], \quad (39)$$

$$\begin{aligned} f_{\nu_e}(E_\nu) = & f_{\nu_e}^0(E_\nu)P_{\text{MSW}}(E_\nu) \\ & + f_{\bar{\nu}_e}^0(E_\nu)[1 - P_{\text{RSFP}}(E_\nu)][1 - P_{\text{MSW}}(E_\nu)] \\ & f_{\nu_\tau}^0(E_\nu)P_{\text{RSFP}}(E_\nu)[1 - P_{\text{MSW}}(E_\nu)]. \end{aligned} \quad (40)$$

Here  $f_\nu^0(E_\nu)$  represents the appropriate initial neutrino energy distribution function. As in Eq. (36), these initial neutrino energy distribution functions are all assumed to be Fermi-Dirac with zero chemical potential in character, but with different temperatures  $T_{\nu_e}$ ,  $T_{\bar{\nu}_e}$  and  $T_{\nu_\tau}$ . By employing the distorted energy distribution functions for  $\bar{\nu}_e$  and  $\nu_e$  in Eqs. (39) and (40), respectively, we can use Eq. (35) to calculate the rate  $\lambda_{\nu N}$ , and hence Eq. (34) to estimate  $Y_e$ .

We can now describe the results of our calculation of  $Y_e$  for two cases: (1) RSFP but no MSW conversion along a neutrino trajectory, and (2) both RSFP and MSW conversion on the same neutrino path. In our calculations we assume that the magnetic field profiles around the proto-neutron star are as follows:

$$B(r) = B_0 (r_0/r)^n \times 10^{12} \text{ G}, \quad (41)$$

where  $r_0 = 10 \text{ km}$  and  $n = 2$  or  $3$ . A magnetic field of order  $10^{12} \text{ G}$  around the proto-neutron star is plausible, especially given that some pulsar magnetic fields are at least this large. However, this argument should be viewed with some skepticism. There is no guarantee, for example, that the large pulsar magnetic fields are not generated only after the epoch of neutrino heating that we are investigating. Nevertheless, the RSFP effects which we describe actually depend on the product of the neutrino transition magnetic moment and the magnetic field component transverse to the neutrino trajectory. So in addition to any uncertainties in the magnetic field magnitude, there are geometric uncertainties due to the unknown distribution and orientation of the magnetic field, as well as the inherent uncertainties in the neutrino transition magnetic moment. For the purposes of our parametric study, we fix the value of the neutrino transition magnetic moment to be  $\mu_\nu = 10^{-12} \mu_B$ . Again, however, it should be noted that our results depend only on the combination of  $\mu_\nu B_0$  for fixed value of  $n$ .

Let us first discuss case (1) where there is only RSFP and no MSW conversion. This case will obtain whenever  $\sin^2 2\theta \ll 10^{-5}$  and  $\delta m^2 \approx 1\text{--}10^4 \text{ eV}^2$ . We use the energy distributions in Eqs. (39) and (40) with  $P_{\text{MSW}} = 1$  to calculate the

values of  $Y_e$  in this case. The initial and final mixing angles for RSFP in this case are taken to be at the neutrinosphere ( $r \approx 10$  km) and the weak freeze-out radius ( $r \approx 40$  km), respectively. In Fig. 5 we have plotted the contours of  $Y_e$  (as labeled) in the  $B_0$ - $\delta m^2$  plane for  $B \propto r^{-2}$  ( $n = 2$ ). These contours correspond to  $Y_e$  values at the weak freeze-out radius, above which  $r$ -process nucleosynthesis may be occurring. One can see from this figure that the value of  $Y_e$  is modified significantly from the standard no-RSFP case whenever  $B_0 \gtrsim 0.1$ . In Fig. 6 we have plotted the same contours as in Fig. 7, but for  $B \propto r^{-3}$  ( $n = 3$ ). Because of the rapid decrease of magnetic field for  $n = 3$ , the magnitude of  $B_0$  required to cause similar effects on  $Y_e$  is somewhat larger than that for  $n = 2$ .

Next we examine case (2), where there exist both RSFP and MSW conversion along neutrino trajectories. In Fig. 7 we plot the regions in the  $\sin^2 2\theta$ - $\delta m^2$  parameter space where neutrino flavor evolution is dominated by RSFP and/or MSW conversion, or neither, for the matter density profile in Fig. 2. The solid and dashed lines correspond to  $P_{\text{RSFP}} = e^{-1}$  and  $P_{\text{MSW}} = e^{-1}$ , respectively, for a neutrino with  $E_\nu = 25$  MeV. We have taken  $\mu_\nu B_{\text{res}} = 1 \mu_B \cdot \text{G}$  in drawing the solid line in Fig. 7. This figure clearly separates the parameter space into four regions, (a)–(d). In region (a), MSW conversion is nearly completely adiabatic and therefore very efficient in  $\nu_e \leftrightarrow \nu_\tau$  conversion; whereas in region (b), RSFP is nearly completely adiabatic and thus quite efficient in  $\bar{\nu}_e \leftrightarrow \nu_\tau$  conversion. In region (c), neutrino propagation is quite adiabatic through both the RSFP and MSW resonances; whereas in region (d), neutrino propagation through either type of resonance is non-adiabatic. The solid line in this figure would move upward to  $\delta m^2 \approx 1000 \text{ eV}^2$  if we were to take  $\mu_\nu B_{\text{res}} = 10 \mu_B \cdot \text{G}$ , and downward to  $\delta m^2 \approx 3 \text{ eV}^2$  if we were to take  $\mu_\nu B_{\text{res}} = 0.1 \mu_B \cdot \text{G}$ .

In the calculations for case (2), the initial mixing angle (required for estimating survival probabilities after neutrino propagation through an RSFP resonance) is evaluated at the neutrinosphere. This choice is not crucial to our results — it is only necessary that we evaluate the initial mixing angle in a region where the density is significantly larger than that at the resonance position. The final mixing angle  $\tilde{\theta}_f$  is also required for estimating RSFP survival probabilities. This angle must be evaluated at a radius lying somewhere above the RSFP resonance, but below the MSW resonance. We have used the following approximation to estimate  $\tilde{\theta}_f$ :

$$\cos 2\tilde{\theta}_f = \begin{cases} \cos 2\tilde{\theta}|_{r=r_{\text{MSW}}} & \text{if } r_{\text{MSW}} < r_{\text{WFO}}, \\ \cos 2\tilde{\theta}|_{r=r_{\text{WFO}}} & \text{if } r_{\text{MSW}} > r_{\text{WFO}}, \end{cases} \quad (42)$$

where  $r_{\text{MSW}}$  is the radius for the MSW resonance. The non-overlapping condition for the RSFP and MSW resonances in Eq. (27) described in Sec. II must be satisfied if we are to employ the analytic Landau-Zener formula for survival probabilities. Since the two resonances are well separated so long as  $\delta m^2 \lesssim 1000 \text{ eV}^2$ , we choose to perform calculations for this parameter range only.

In Fig. 8 we have plotted contours of  $Y_e$  (as labeled) in the  $\sin^2 2\theta$ - $\delta m^2$  plane for the magnetic field profile of the form given in Eq. (41) with  $n = 2$  and

$B_0 =$  (a) 0.01, (b) 0.1, (c) 1.0, and (d) 10.0 on separate plots. In plots (a) and (b), the magnetic field is too small to cause appreciable RSFP, and thus we have obtained essentially the same results as in Ref. [9]. However, in plots (c) and (d), the contours corresponding to  $Y_e = 0.5$  are significantly altered over the case without RSFP. In particular, in plot (d) where  $B_0 = 10.0$ , there is *no* parameter region where  $Y_e > 0.5$ . We have also done a similar set of calculations but now with  $n = 3$  and  $B_0 =$  (a) 0.1, (b) 0.5, (c) 1.0, and (d) 10.0. Contour plots for these calculations are given in Fig. 9. The overall qualitative behavior exhibited in Fig. 9 is similar to that in Fig. 8. From both Figs. 8 and 9 we can conclude that the effects of RSFP will dominate over those of MSW conversion alone whenever  $B_0 \gtrsim 1.0$ . Of course, this particular *quantitative* conclusion is predicated on neutrino transition magnetic moments being near their maximally allowed values. Obviously, smaller neutrino transition magnetic moments would then necessitate a larger threshold value of  $B_0$  for which RSFP would dominate the effects on  $Y_e$  in the hot bubble.

#### IV. Neutrino Spin-Flavor Conversion in the Shock Reheating Epoch

Neutrino propagation through RSFP resonances in the region above the neutrinosphere can also affect the dynamics of the supernova explosion. This comes about because flavor conversion in the region below the shock during the reheating epoch,  $t_{\text{PB}} \approx 0.1\text{--}0.6$  s, can lead to an enhanced neutrino energy deposition rate in this region which, in turn, can lead to a higher shock energy. For example,  $\bar{\nu}_e$  in the reheating region would become more energetic if high energy  $\nu_\mu$  or  $\nu_\tau$  propagate through an RSFP resonance and become  $\bar{\nu}_e$ . This would lead to an enhanced  $\bar{\nu}_e$  capture rate on protons, and hence an enhanced heating rate. Therefore, in what follows, we concentrate on how RSFP and/or MSW resonances influence the charged-current neutrino and antineutrino heating rates in the region below the shock.

The shock heating rate per proton or neutron is given by

$$\dot{\epsilon}_{\nu N} \approx \frac{L_\nu}{4\pi r^2} \frac{\int_0^\infty E_\nu f_\nu(E_\nu) \sigma_{\nu N} dE_\nu}{\int_0^\infty E_\nu f_\nu(E_\nu) dE_\nu}. \quad (43)$$

The total heating rate accompanying the  $\nu_e$  and  $\bar{\nu}_e$  absorption processes in Eqs. (1a) and (1b) is given by

$$\dot{\epsilon}_{\text{tot}} = Y_n \dot{\epsilon}_{\nu_e n} + Y_p \dot{\epsilon}_{\bar{\nu}_e p}, \quad (44)$$

where  $Y_n$  and  $Y_p$  are the number fractions of free neutrons and protons, respectively, and are approximately specified by Eq. (34) as  $Y_n \approx 1 - Y_e$  and  $Y_p \approx Y_e$ , respectively. The ratio of the total heating rate with RSFP (primed symbols) to that without RSFP (and without MSW conversion) is given by

$$\frac{\dot{\epsilon}'_{\text{tot}}}{\dot{\epsilon}_{\text{tot}}} \approx \frac{Y'_n \dot{\epsilon}'_{\nu_e n} + Y'_p \dot{\epsilon}'_{\bar{\nu}_e p}}{Y_n \dot{\epsilon}_{\nu_e n} + Y_p \dot{\epsilon}_{\bar{\nu}_e p}}. \quad (45)$$

At a representative time during the reheating epoch, the temperatures of the relevant neutrino species are approximately given by  $T_{\nu_{\tau(\mu)}} = T_{\bar{\nu}_{\tau(\mu)}} \approx 7$  MeV and  $T_{\nu_e} \approx T_{\bar{\nu}_e} \approx 5$  MeV in the Wilson and Mayle calculations [21]. Thus, the ratio of the total heating rates with and without RSFP effects can be estimated to be

$$\frac{\dot{\epsilon}'_{\text{tot}}}{\dot{\epsilon}_{\text{tot}}} \approx Y'_n \left[ 1 + \frac{Y'_p}{Y'_n} \left( \frac{T_{\nu_{\tau}}}{T_{\nu_e}} \right)^2 \right] \approx \frac{T_{\nu_{\tau}}}{T_{\nu_e}} \approx 1.4, \quad (46)$$

where again we have taken the individual neutrino luminosities to be approximately the same. This estimate of the heating enhancement factor for RSFP has assumed complete  $\nu_{\tau} \leftrightarrow \bar{\nu}_e$  conversion in the region below the shock. Because  $\nu_e$  and  $\bar{\nu}_e$  have roughly the same energy distributions at the reheating epoch, the heating enhancement factor and the accompanying  $Y_e$  value would remain essentially unchanged if additional MSW  $\nu_{\tau} \leftrightarrow \nu_e$  conversion were to follow the complete  $\nu_{\tau} \leftrightarrow \bar{\nu}_e$  conversion by RSFP. We should note that the absolute average energies and therefore the temperatures of the various neutrino species are a subject of great debate and controversy in the numerical supernova modeling community. However, it is clear that only the *differences* between the temperatures of the relevant neutrino species are important in our estimates of the reheating enhancement. Neutrino transport calculation estimates of these differences are somewhat more reliable than those of the average neutrino energies themselves.

In Fig. 10 we plot an example matter density profile in the region above the neutron star at an early epoch,  $t_{\text{PB}} = 0.15$  s, when shock reheating has commenced [21]. At this time in the Wilson and Mayle model the shock wave is located at  $r \approx 4.7 \times 10^7$  cm from the neutron star center. Here we employ the same power-law type magnetic field profiles as in Sec. III for our estimates of the shock reheating enhancement, i.e.,

$$B(r) = B_1 (r_1/r)^n \times 10^{12} \text{ G}, \quad (47)$$

where  $r_1 = 100$  km and  $n = 2$  or  $3$ .

In Fig. 11 we plot the regions in the  $B_1$ - $\delta m^2$  parameter space where the enhancement of the reheating rate is 40%. Contours in this figure are shown for  $n = 2$  and  $3$ , as represented by the solid and dashed lines, respectively, and are calculated from Eq. (45) with the use of Eqs. (34), (35), (39), and (43). If the parameters  $\delta m^2$  and  $B_1$  fall inside these contour lines, then the increase in the neutrino heating rate in the region below and near the shock is 40% more than that in the standard case without neutrino flavor mixing. We conclude that RSFP can produce heating effects which are similar to those discussed in Ref. [25] for the MSW conversion. Therefore, RSFP may be beneficial to models of the supernova explosion, by virtue of increasing the average  $\bar{\nu}_e$  energy and leading to a more energetic shock wave. However, we should note that the larger neutron-to-proton ratio (lower  $Y_e$ ) necessarily resulting from RSFP (as detailed in Sec. III) would aggravate the problem of overproduction of the  $N = 50$  nuclei, particularly,



$^{88}\text{Sr}$ ,  $^{89}\text{Y}$ , and  $^{90}\text{Zr}$ , which is inherent in some models of the nucleosynthesis from neutrino-heated supernova ejecta in this epoch [8].

## V. Conclusions

We have investigated the combined effects of matter-enhanced MSW conversion and RSFP of Majorana neutrinos on supernova dynamics and heavy element nucleosynthesis in neutrino-heated supernova ejecta. If neutrinos are of Majorana type and have transition magnetic moments of order  $\sim 10^{-12}\mu_B$ , then in the presence of a neutron star magnetic field of order  $\sim 10^{12}$  G, resonant spin-flavor precession (conversion) of high energy  $\nu_\tau$  (or  $\nu_\mu$ ) with vacuum masses in the range 1–100 eV into light  $\bar{\nu}_e$  could increase the neutron-to-seed ratio for the  $r$ -process. In principle, RSFP could fix the central problem which confounds current models of  $r$ -process nucleosynthesis from late-time neutrino-heated supernova ejecta — obtaining a high enough neutron-to-seed ratio. We have found that significant enhancement in this ratio could be obtained for a plausible range of the proto-neutron star magnetic field,  $B \gtrsim 10^{12}$  G, and for neutrino transition magnetic moments near the maximum value allowed by the stringent astrophysical constraint. Although RSFP effects may enable  $r$ -process nucleosynthesis to proceed in the hot bubble, it does so at a price. The enhancement of the  $\bar{\nu}_e$  energies resulting from RSFP may be at odds with the observations of these neutrinos from SN1987A [13]. Of course, on the other hand, these considerations of the RSFP effects in supernovae may have important implications for cosmology, since the range of neutrino masses, 1–100 eV, required to obtain RSFP in the relevant region of the supernova is coincidentally the range of interest for a significant neutrino dark matter component.

We have also shown here that  $r$ -process nucleosynthesis would not be suppressed even if the MSW resonance occurs along with the RSFP. This evasion of the bounds [9] from the  $r$ -process on the MSW conversion will be operative so long as we can be guaranteed a large value of  $\mu_\nu B_{\text{res}} \gtrsim 1 \mu_B \cdot \text{G}$ . For some of the parameters we considered, the value of  $Y_e$  can be as small as 0.3 when RSFP for high energy neutrinos occurs near the weak freeze-out point. These very low values of  $Y_e$  are produced in our calculations when RSFP dominates neutrino flavor evolution. The existence of MSW resonances is irrelevant in this case.

We also examined the effects of RSFP during the shock reheating epoch. We found that RSFP can increase the total reheating rate by about 40%, but at the same time the concomitant reduction of  $Y_e$  would exacerbate the problem of the overproduction of the  $N = 50$  nuclei at this epoch. This increase in total reheating rate *may be* welcome for the delayed supernova explosion mechanism, which relies on the energy deposited by  $\nu_e$  and  $\bar{\nu}_e$  absorption reactions above the neutrinosphere to power the shock. On the other hand, there is at present no compelling necessity in supernova models for an added boost in shock energy from a scheme such as the RSFP of supernova neutrinos. For example, Wilson

and Mayle [21] obtained a supernova explosion energy in agreement with the SN1987A observation by the delayed mechanism with ordinary neutrino heating alone.

### **Acknowledgement**

We want to thank J. R. Wilson and R. W. Mayle for providing us with the output from their numerical supernova models. We would like to acknowledge the Institute for Nuclear Theory at University of Washington, Seattle for its hospitality during the time the main part of this work was done. We would also like to thank A. Yu. Smirnov, S. Petcov, M. Kawasaki, and A. Rossi for many helpful discussions. This work was supported in part by NSF Grant No. PHY95-03384 and NASA Grant No. NAG5-3062 at UCSD. H. Nunokawa was supported by a DGICYT postdoctoral fellowship at Universitat de València. Y.-Z. Qian was supported by the D. W. Morrisroe Fellowship at Caltech.

## References

- [1] C. S. Lim and W. Marciano, Phys. Rev. D **37**, 1368 (1988).
- [2] E. Akhmedov, Phys. Lett. B **213**, 64 (1988). See also J. Schechter and J. W. F. Valle, Phys. Rev. D **24**, 1883 (1981); **25**, 283 (erratum) (1982).
- [3] S. P. Mikheyev and A. Yu. Smirnov, Sov. J. Nucl. Phys. **42**, 913 (1985); L. Wolfenstein, Phys. Rev. D **17**, 2369 (1978).
- [4] E. Kh. Akhmedov, A. Lanza, S. T. Petcov, and D. W. Sciama, hep-ph/9603443.
- [5] E. M. Burbidge, G. R. Burbidge, W. A. Fowler, and F. Hoyle, Rev. Mod. Phys. **29**, 547 (1957); A. G. W. Cameron, Per. Astron. Soc. Pacific **69**, 201 (1957).
- [6] S. E. Woosley and E. Baron, Astrophys. J. **391**, 228 (1992); S. E. Woosley, Astron. Astrophys. Suppl. Ser. **97**, 205 (1993).
- [7] S. E. Woosley and R. D. Hoffman, Astrophys. J. **395**, 202 (1992); B. S. Meyer, G. J. Mathews, W. M. Howard, S. E. Woosley, and R. D. Hoffman, Astrophys. J. **399**, 656 (1992).
- [8] S. E. Woosley, J. R. Wilson, G. J. Mathews, R. D. Hoffman, and B. S. Meyer, Astrophys. J. **433**, 229 (1994).
- [9] Y.-Z. Qian, G. M. Fuller, G. J. Mathews, R. W. Mayle, J. R. Wilson, and S. E. Woosley, Phys. Rev. Lett. **71**, 1965 (1993).
- [10] B. S. Meyer, Astrophys. J. **449**, L55 (1995).
- [11] Y.-Z. Qian and S. E. Woosley, Astrophys. J. **471**, 331 (1996).
- [12] R. D. Hoffman, S. E. Woosley, and Y.-Z. Qian, Astrophys. J., submitted (1996); B. S. Meyer, L. Luo, and B. Brown, preprint (1996).
- [13] G. M. Fuller, Y.-Z. Qian, and J. R. Wilson, preprint (1996).
- [14] Y.-Z. Qian, Nucl. Phys. A, in press (1996).
- [15] G. M. Fuller and B. S. Meyer, Astrophys. J. **453**, 792 (1995).
- [16] R. D. Hoffman, S. E. Woosley, G. M. Fuller, and B. S. Meyer, Astrophys. J. **460**, 478 (1996).
- [17] A.I. Derbin, A.V. Chernyi, L.A. Popeko, V.N. Muratova, G.A. Shishkina, S.I. Bakhlanov, JETP Lett. **57**, 768 (1993).
- [18] G. G. Raffelt, Phys. Rev. Lett. **64**, 2856 (1990).

- [19] See for example, M. B. Voloshin, Sov. J. Nucl. Phys. **48**, 512 (1988); K. S. Babu and R. Mohapatra, Phys. Rev. Lett. **63**, 228 (1988); S. M. Barr, E. M. Freire, and A. Zee, Phys. Rev. Lett. **65**, 2626 (1990); D. Chang, W.-Y. Keung, S. Lipovaca, and G. Senjanovic, Phys. Rev. Lett. **67**, 953 (1991).
- [20] Y.-Z. Qian and G. M. Fuller, Phys. Rev. D **51**, 1479 (1995); G. Sigl, Phys. Rev. D **51**, 4035 (1995).
- [21] J. R. Wilson and R. W. Mayle, private communication.
- [22] S. J. Parke and T. P. Walker, Phys. Rev. Lett. **57**, 2322 (1986); W. C. Haxton, Phys. Rev. D **36**, 2283 (1987).
- [23] E. Kh. Akhmedov and Z. G. Berezhiani, Nucl. Phys. **B373**, 479 (1992).
- [24] H. A. Bethe and J. R. Wilson, Astrophys. J. **263**, 386 (1985).
- [25] G. M. Fuller, R. W. Mayle, B. S. Meyer, and J. R. Wilson, Astrophys. J. **389**, 517 (1992).

## Figure Captions

Fig. 1: Schematic picture of the RSFP and MSW resonances for two generations of Majorana neutrinos. Each curve shows the effective neutrino mass-squared difference as a function of the matter density in neutron-rich ( $1/3 < Y_e < 1/2$ ) matter in the presence of a magnetic field, including effects of a neutrino vacuum mixing angle and a neutrino transition magnetic moment.

Fig. 2: A typical matter density profile from numerical supernova models at late times ( $t_{\text{PB}} = 5.8$  s). Filled circles and open squares show the positions of RSFP and MSW resonances, respectively, for a neutrino with  $E_\nu = 25$  MeV and for the cases where the heavier vacuum neutrino masses are 100, 30, 10, 5, and 1 eV. Numbers with “eV” are for RSFP resonances, whereas numbers without “eV” are for MSW resonances.

Fig. 3: Positions for RSFP (solid line) and MSW (dashed line) resonances for different values of  $\delta m^2$ . These resonance positions are for a neutrino with  $E_\nu = 25$  MeV and correspond to the matter density profile in Fig. 2.

Fig. 4: “Density” scale heights  $H$  as functions of  $n_n - n_e$  (RSFP) and  $n_e$  (MSW) corresponding to the matter density profile in Fig. 2.

Fig. 5: Contour plot of  $Y_e$  in the  $B_0$ - $\delta m^2$  plane for the RSFP case where  $B(r) = B_0(r_0/r)^2 \times 10^{12}$  G ( $r_0 = 10$  km).

Fig. 6: Same as Fig. 5 but for the case where  $B(r) = B_0(r_0/r)^3 \times 10^{12}$  G.

Fig. 7: Regions of the  $\sin^2 2\theta$ - $\delta m^2$  parameter space where neutrino flavor evolution is dominated by RSFP and/or MSW conversion, or neither, for the matter density profile in Fig. 2. The solid and dashed lines correspond to  $P_{\text{RSFP}} = e^{-1}$  and  $P_{\text{MSW}} = e^{-1}$ , respectively, for a neutrino with  $E_\nu = 25$  MeV. We take  $\mu_\nu B_{\text{res}} = 1 \mu_B \cdot \text{G}$  in computing the location of the solid line.

Fig. 8: Contour plots of  $Y_e$  in the  $\sin^2 2\theta$ - $\delta m^2$  plane for the cases where  $B(r) = B_0(r_0/r)^2 \times 10^{12}$  G ( $r_0 = 10$  km) with  $B_0 =$  (a) 0.01, (b) 0.1, (c) 1.0, and (d) 10.0.

Fig. 9: Same as Fig. 8 but for the cases where  $B(r) = B_0(r_0/r)^3 \times 10^{12}$  G with  $B_0 =$  (a) 0.1, (b) 0.5, (c) 1.0, and (d) 10.0.

Fig. 10: A matter density profile from numerical supernova models at an early epoch ( $t_{\text{PB}} = 0.15$  s).

Fig. 11: Regions of the  $B_1$ - $\delta m^2$  parameter space where the increase in the total reheating rate is 40%. The solid and dashed lines are for the cases where  $B(r) = B_1(r_1/r)^n \times 10^{12}$  G ( $r_1 = 100$  km) with  $n = 2$  and 3, respectively.

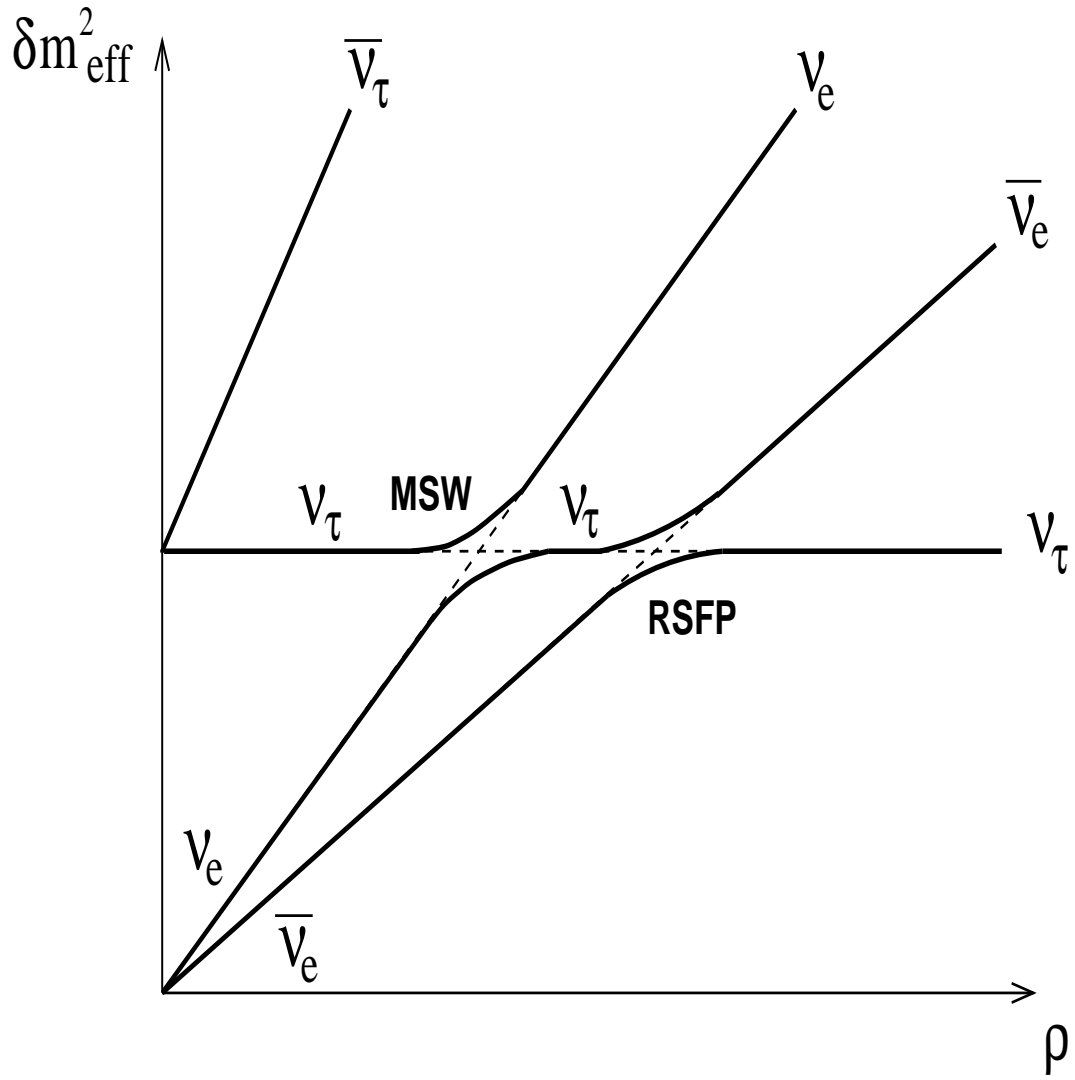


Fig. 1

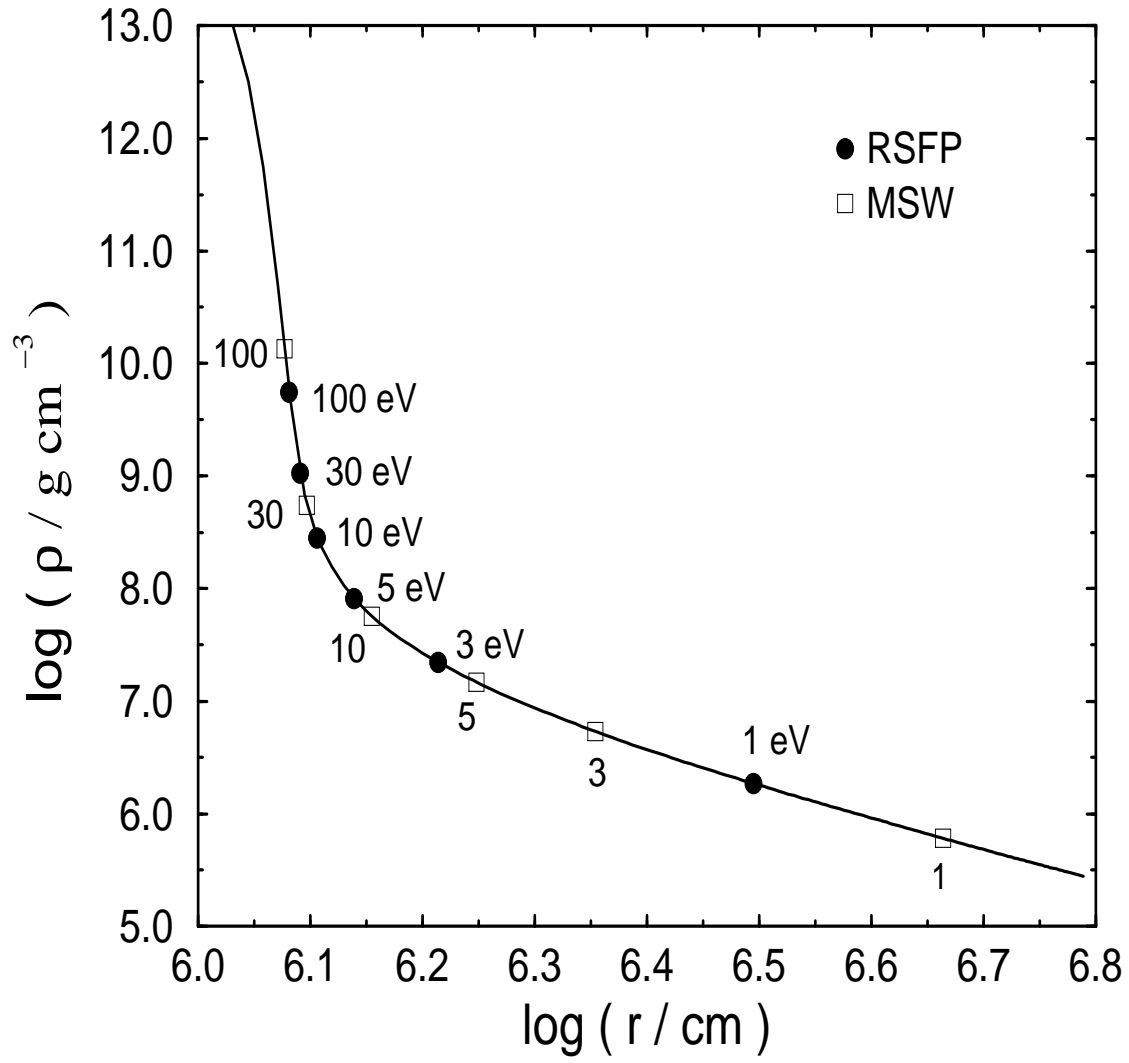


Fig. 2



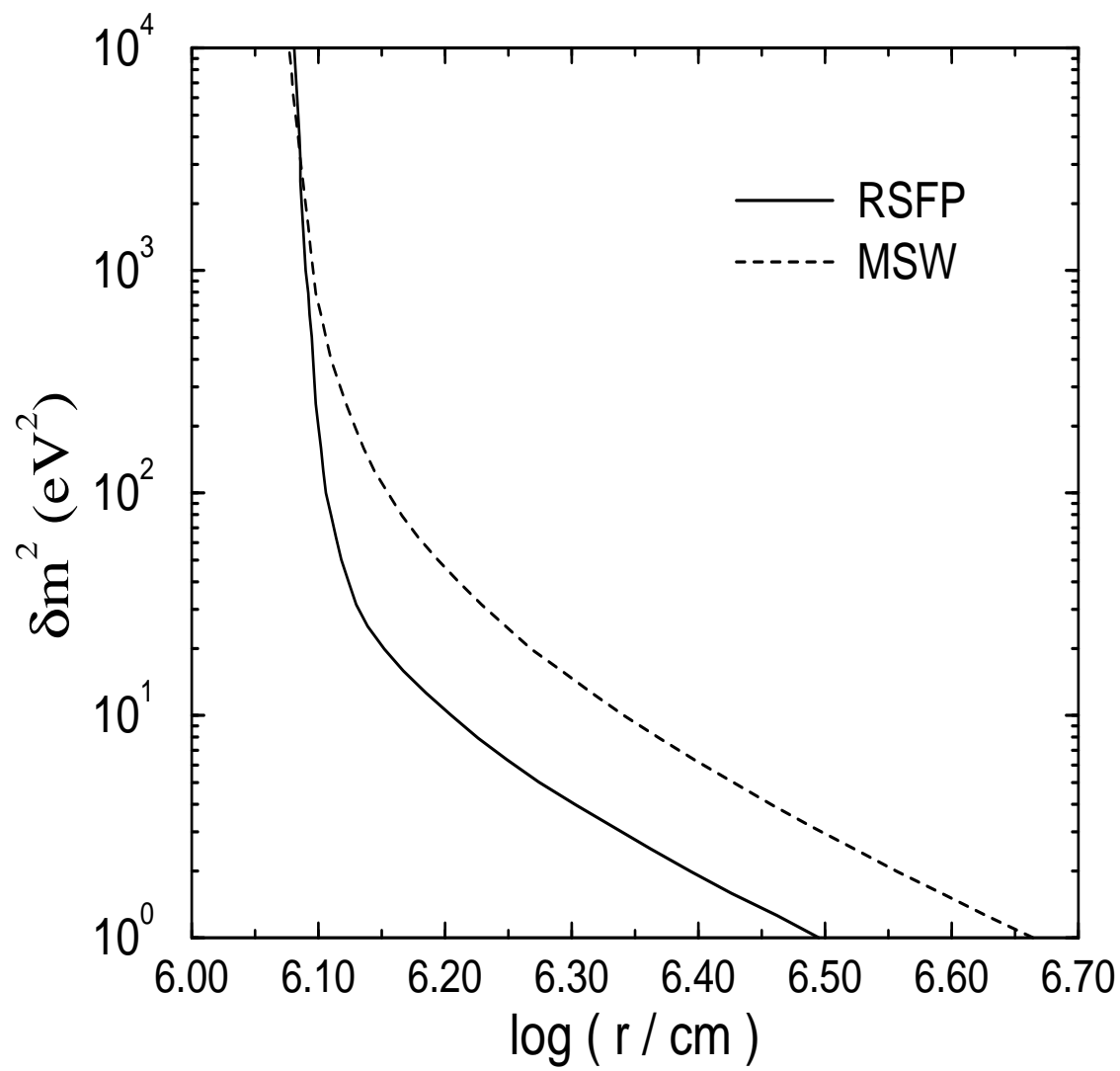


Fig. 3

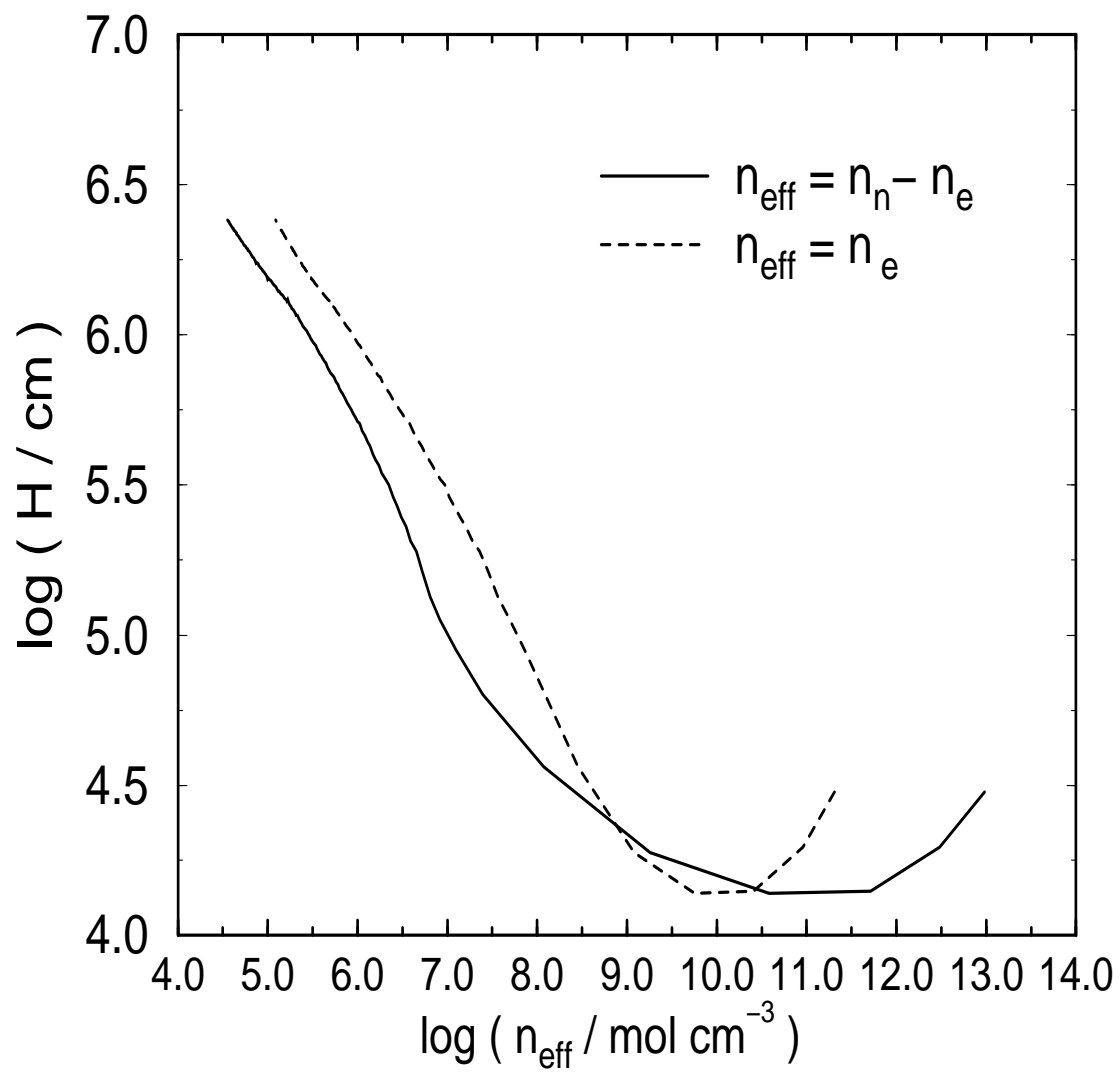


Fig. 4

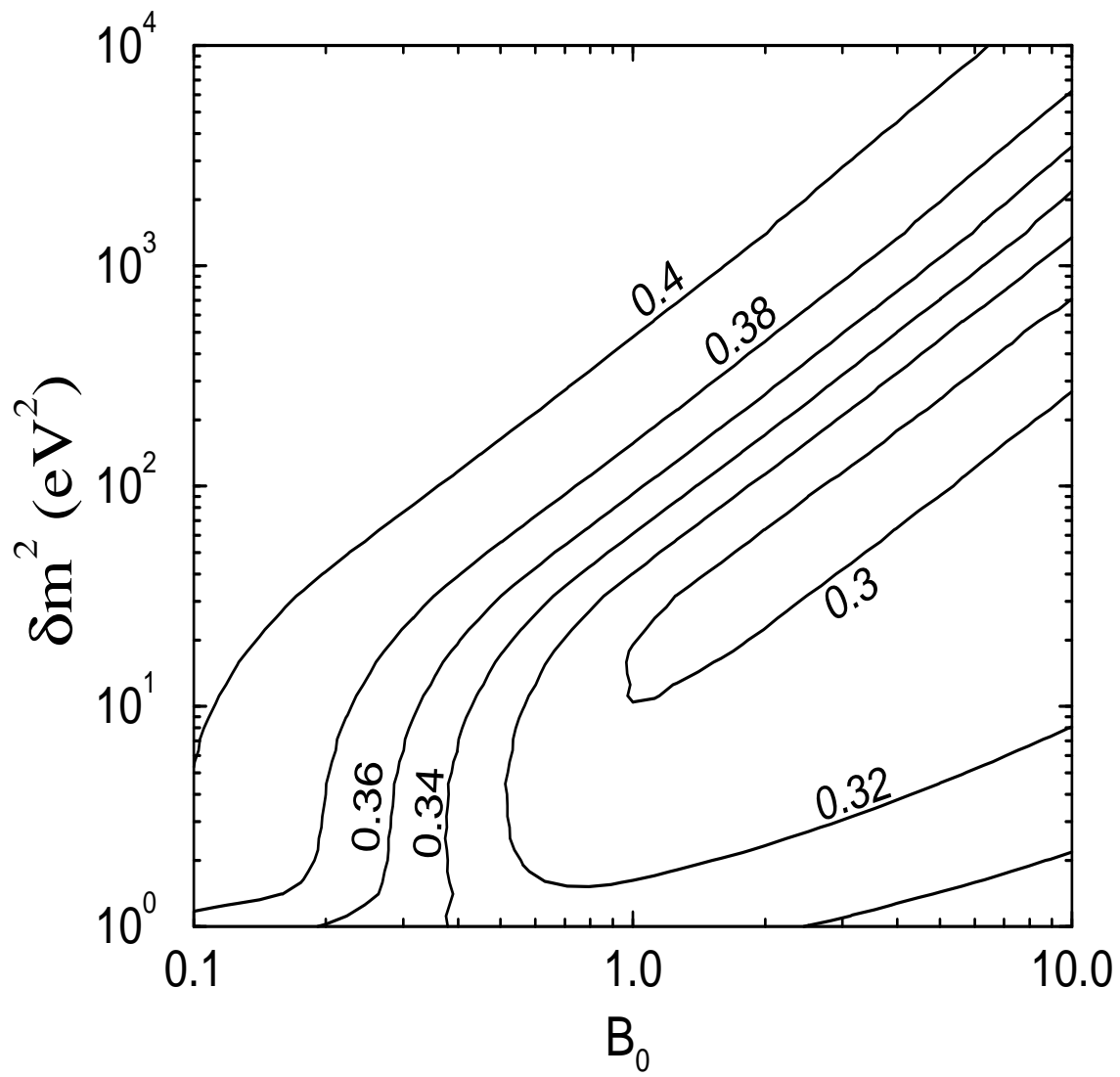


Fig. 5

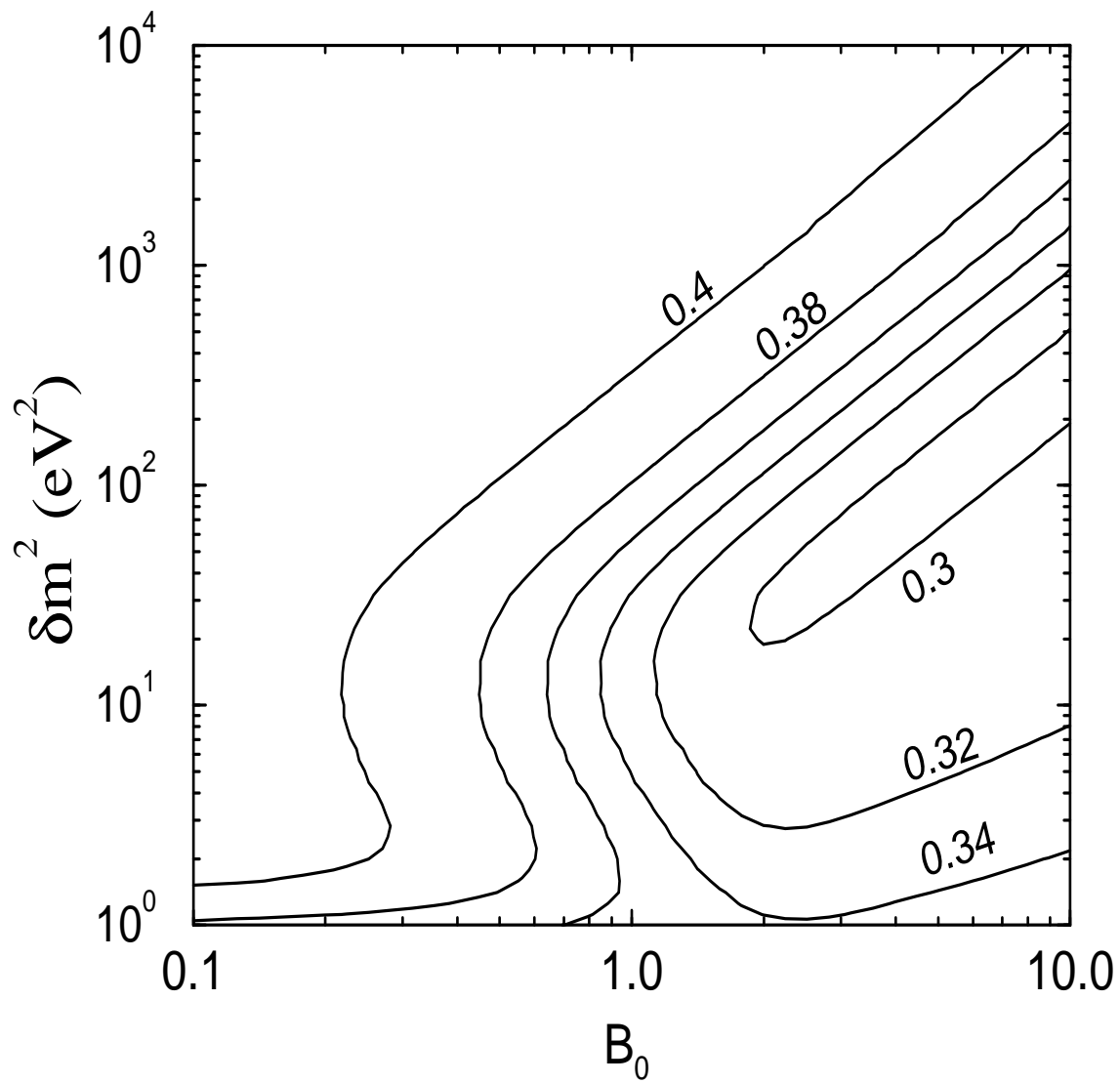


Fig. 6

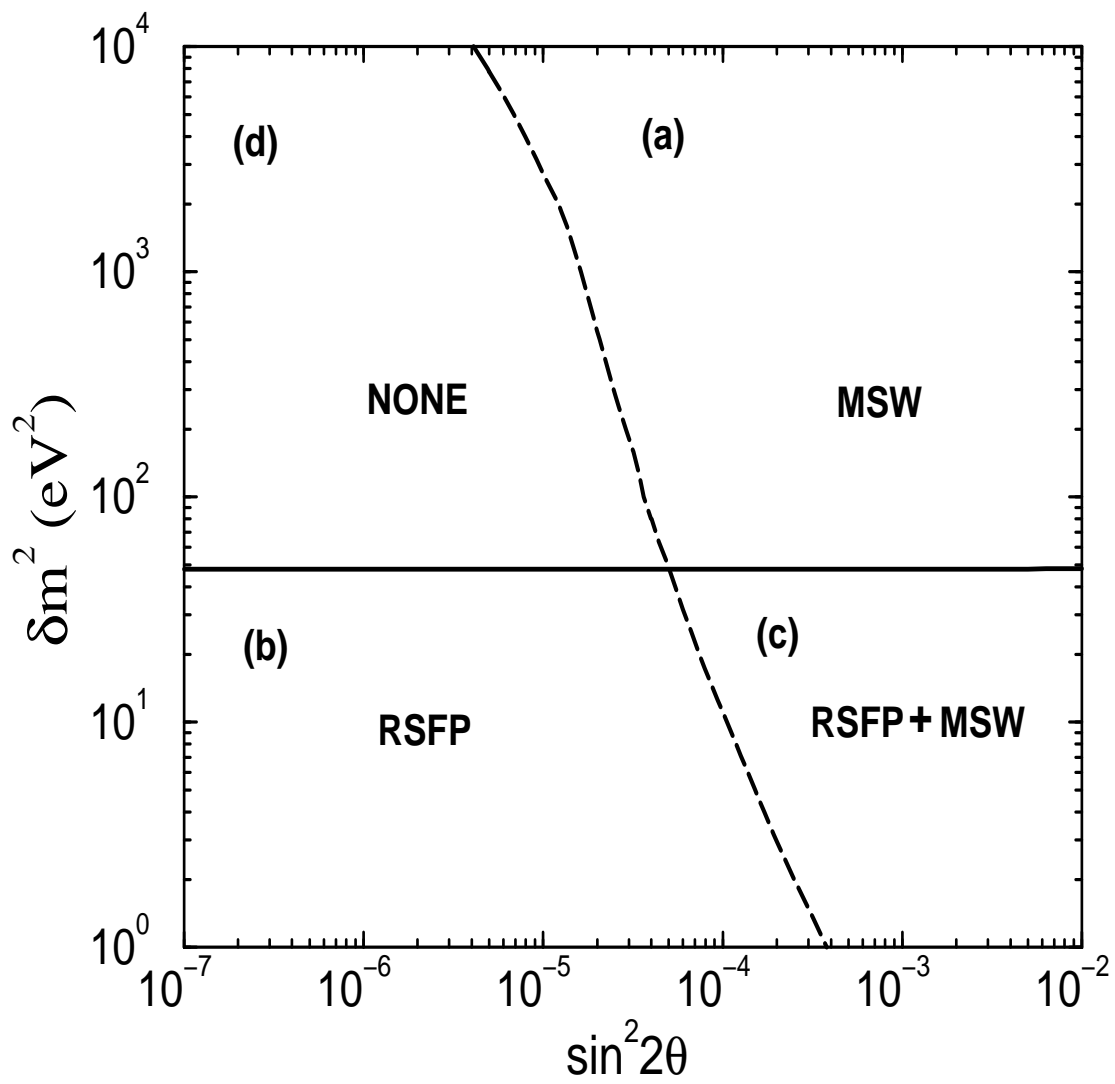


Fig. 7

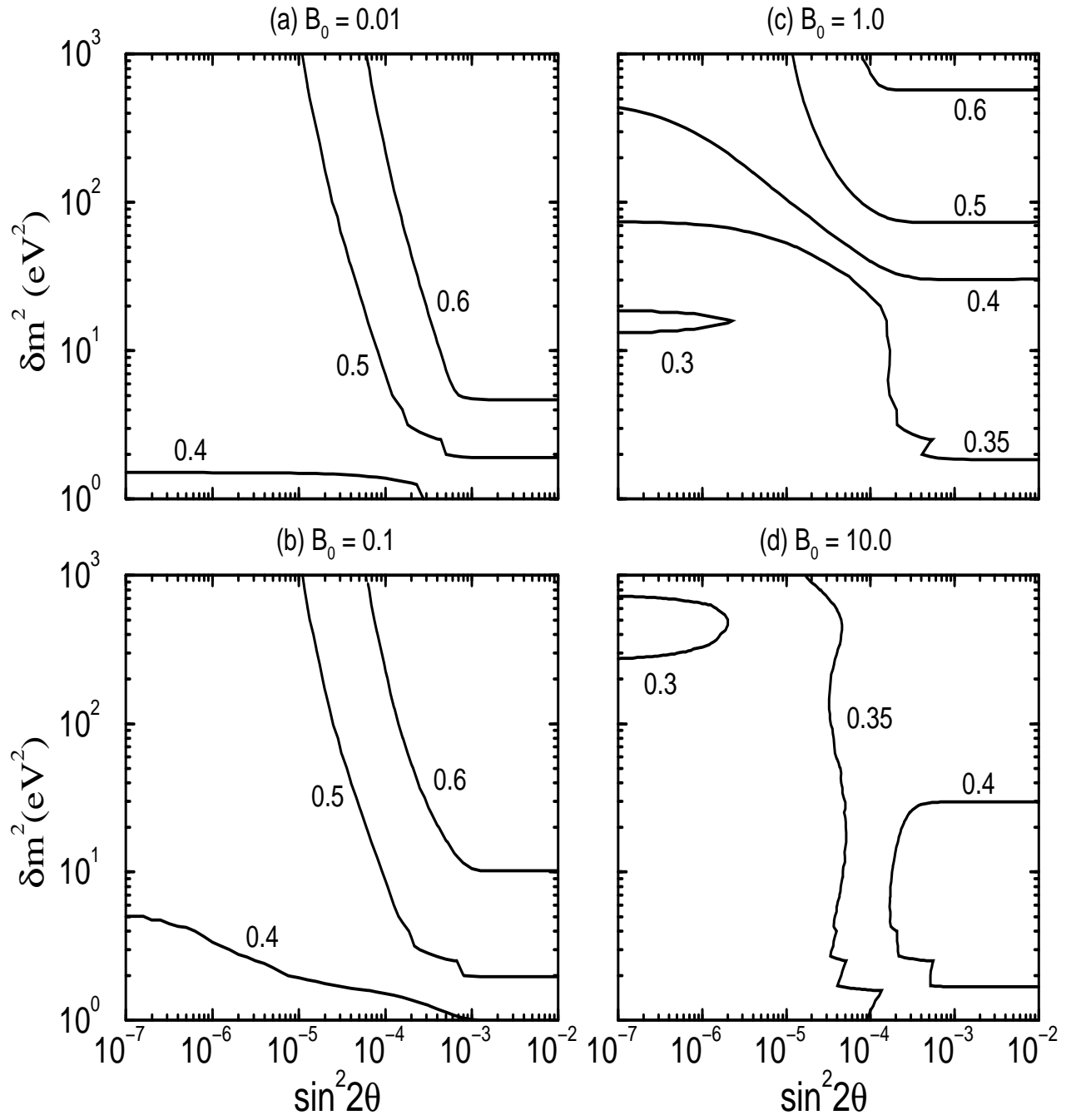


Fig. 8

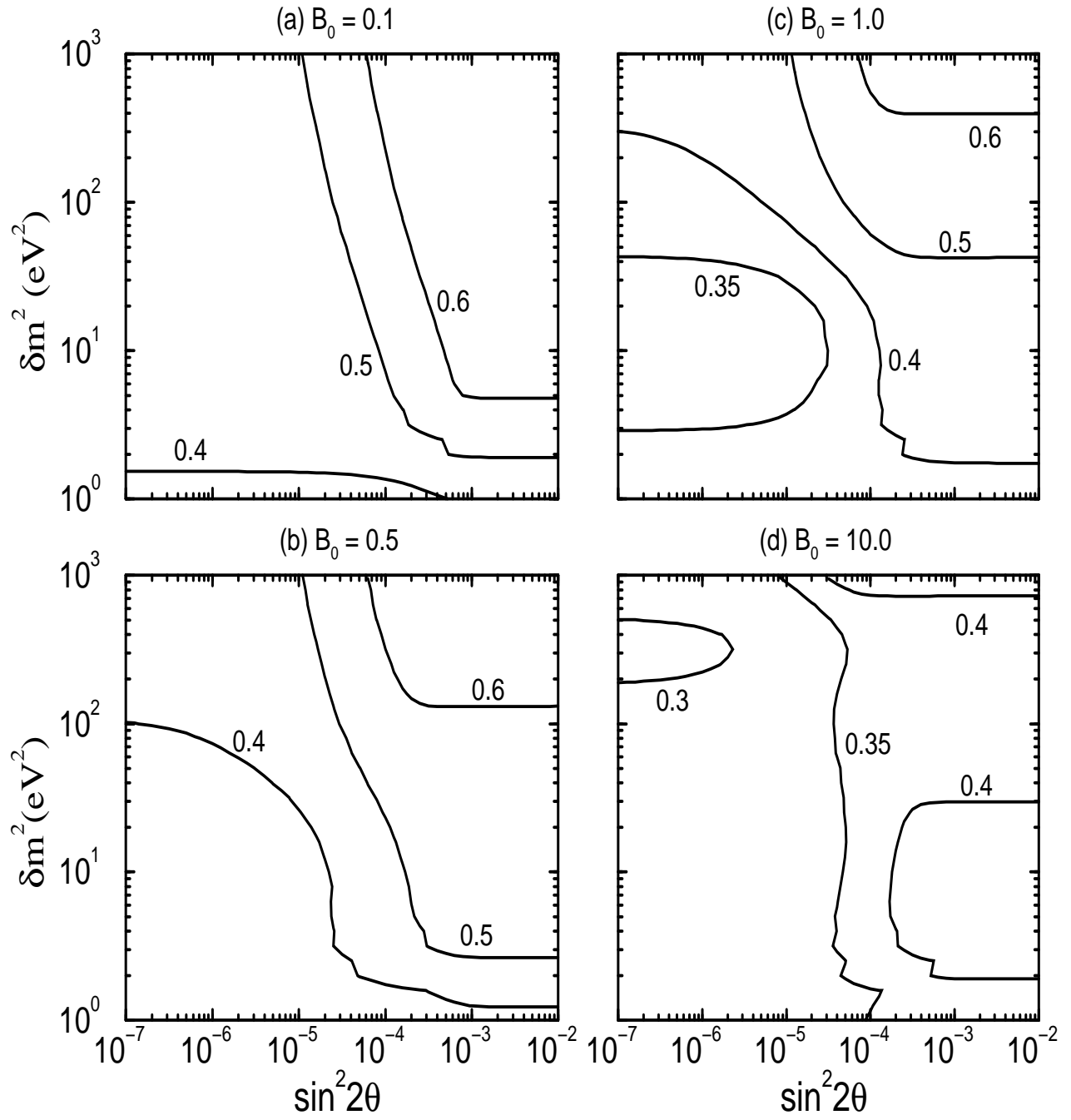


Fig. 9

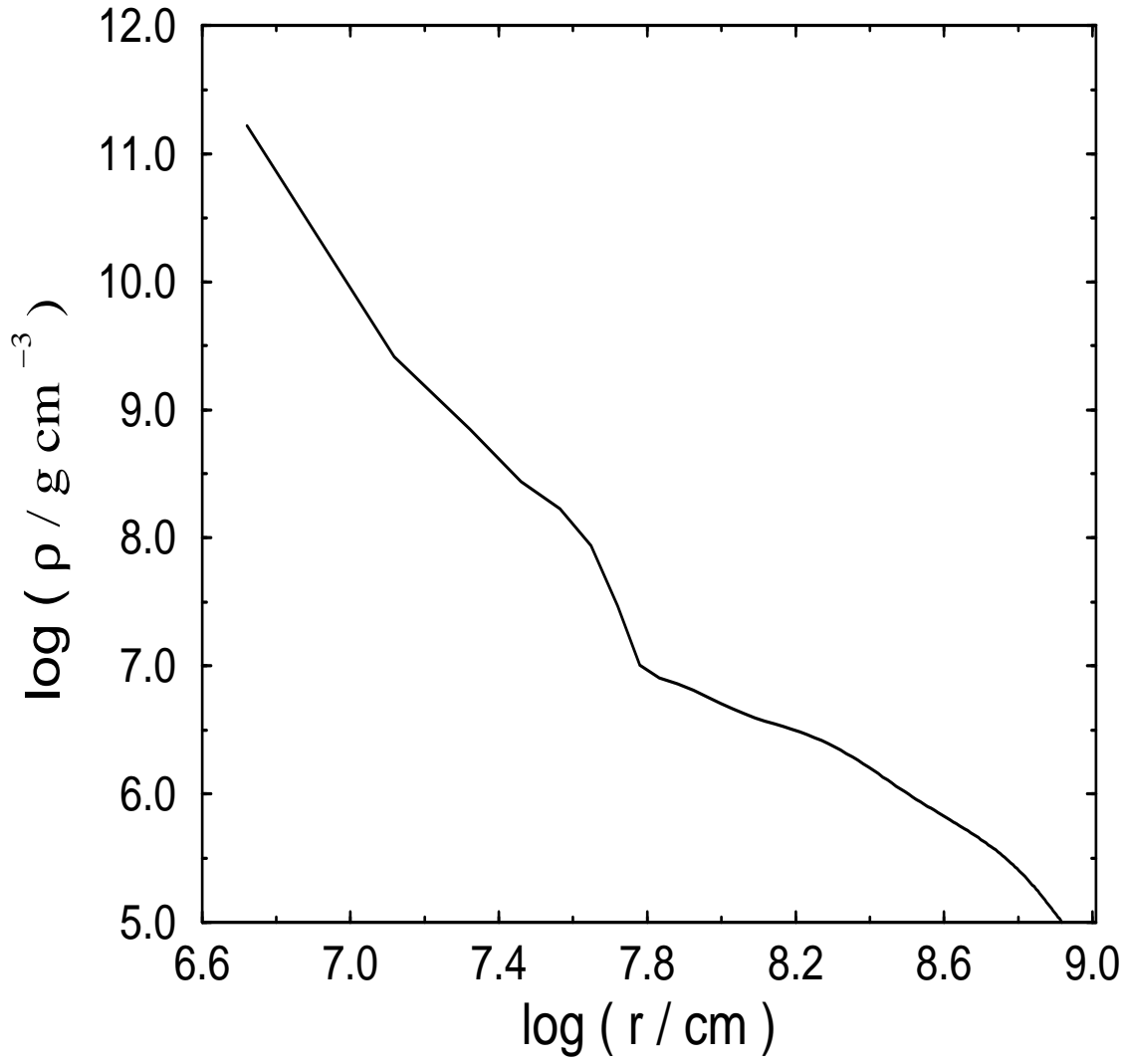


Fig. 10



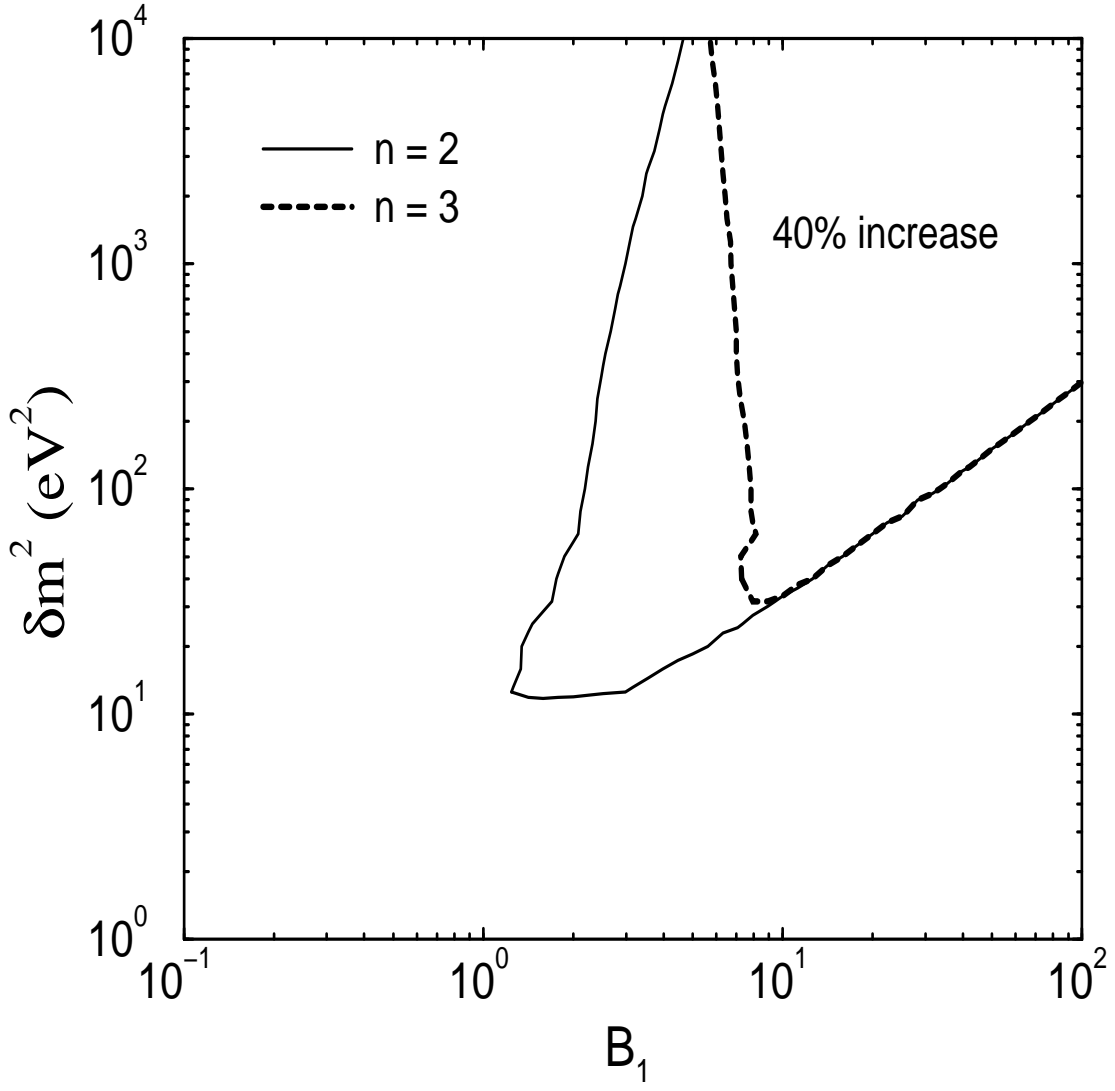


Fig. 11