

# Asymptotics of high order noise corrections

Niels S. Sndergaard

Department of Physics & Astronomy, Northwestern University  
2145 Sheridan Road, Evanston, Illinois 60208

Gergely Palla and Gabor Vattay

Department of Physics of Complex Systems, Eotvos University  
Pazmany Peter setany 1/A, H-1117 Budapest, Hungary

Andre Voros

CEA, Service de Physique Theorique de Saclay  
F-91191 Gif-sur-Yvette CEDEX (France)

(March 22, 2024)

We consider an evolution operator for a discrete Langevin equation with a strongly hyperbolic classical dynamics and noise with finite moments. Using a perturbative expansion of the evolution operator we calculate high order corrections to its trace in the case of a quartic map and Gaussian noise. The leading contributions come from the period one orbits of the map. The asymptotic behaviour is investigated and is found to be independent up to a multiplicative constant of the distribution of noise.

## I. INTRODUCTION

In natural phenomena stochastic processes of various strength always have an influence. In the three preceding papers [1-3] the effects of noise on measurable properties such as dynamical averages [4] in classical chaotic dynamical systems were systematically accounted. In order to construct a statistical theory of dynamical systems one introduces densities of particles governed by a corresponding evolution operator. For a repeller the leading eigenvalue of this operator  $L$  yields a physically measurable property of the dynamical system, the escape rate from the repeller. In the case of deterministic flows, the periodic orbit theory yields explicit and numerically efficient formulas for the spectrum of  $L$  as zeros of its spectral determinant [6].

The theory developed is closely related to the semiclassical expansions based on Gutzwiller's formula for the trace in terms of classical periodic orbits [5] in that both are perturbative theories (in the noise strength or  $\hbar$ ) derived from saddle point expansions of a path integral containing a dense set of unstable stationary points (typically periodic orbits). The analogy with quantum mechanics and field theory is made explicit in [1] where Feynman diagrams are used to find the lowest nontrivial noise corrections to the escape rate.

An elegant method, inspired by the classical perturbation theory of celestial mechanics, is that of smooth conjugations [2]. In this approach the neighbourhood of each saddle point is attained by an appropriate coordi-

nate transformation, so the focus shifts from the original dynamics to the properties of the transformations involved. The expressions obtained for perturbative corrections in this approach are much simpler than those found from the equivalent Feynman diagrams. Using these techniques, we were able to extend the stochastic perturbation theory to the fourth order in the noise strength.

In [3] we develop a third approach, based on construction of an explicit matrix representation of the stochastic evolution operator. The numerical implementation requires a truncation to finite dimensional matrices, and is less elegant than the smooth conjugation method, but makes it possible to reach up to order eight in expansion orders. As with the previous formulations, it retains the periodic orbit structure, thus inheriting valuable information about the dynamics.

The corrections to the escape rate were found to be a divergent series in the noise expansion parameter. This reflects that the corrections are calculated using the so-called cumulant expansion from other divergent quantities, the traces of the evolution operator  $L^n$  [3]. In this article the focus is on the high order corrections for the special case of the first trace,  $\text{tr}(L)$ . For the asymptotic study we have to calculate a sufficient number of corrections and here we are led naturally to a contour integral method. Next the asymptotic behaviour is extracted by the method of steepest descent.

## II. THE STOCHASTIC EVOLUTION OPERATOR

In this section we introduce the noisy repeller and its evolution operator.

An individual trajectory in presence of additive noise is generated by iterating

$$x_{n+1} = f(x_n) + \epsilon_n; \quad (1)$$

where  $f(x)$  is a map,  $\epsilon_n$  a random variable with the normalized distribution  $p(\epsilon)$ , and  $\epsilon$  parametrizes the noise

strength. In what follows we shall assume that the mapping  $f(x)$  is one-dimensional and expanding, and that the  $x_n$  are uncorrelated. A density of trajectories  $\rho(x)$  evolves with time on the average as

$$\rho_{n+1}(y) = \int \rho_n(x) L(y; x) dx \quad (2)$$

where the  $L$  evolution operator has the general form of

$$L(y; x) = \int \delta(y - f(x)) \delta(x - p) dx = \frac{1}{p} \frac{x}{p} : \quad (3)$$

For the calculations in this paper Gaussian weak noise is assumed. In the perturbative limit,  $\epsilon \rightarrow 0$ , the evolution operator becomes

$$L(x; y) = \frac{1}{\sqrt{2\pi\epsilon}} e^{-\frac{(y - f(x))^2}{2\epsilon}} \quad (4)$$

$$\sum_{n=0}^{\infty} \frac{\epsilon^n}{a_{2n}} \frac{d^{2n}}{dx^{2n}} \delta(y - f(x)); \quad (5)$$

where  $d^{2n}$  denotes the  $2n$ -th derivative of the delta distribution and  $a_{2n} = (2^n n!)^{-1}$  or  $a_{2n} = \frac{m_{2n}}{(2n)!}$  for general noise with finite  $n$ -th moment  $m_n$ . Strictly speaking we here only consider distributions with vanishing odd moments, but the formulas below can easily be generalized. The perturbative form of the evolution operator is obtained formally from (3) by Taylor expansion or by doing a saddle point integral discarding subdominant terms. In particular there may exist stationary points which do not correspond to periodic orbits. However, these will give exponentially small contributions and are therefore omitted in the weak noise limit  $\epsilon \rightarrow 0$ . The map considered here is the same as in our previous papers, a quartic map on the  $(0;1)$  interval given by

$$f(x) = 20 \frac{1}{16} - \frac{1}{2} x^4 : \quad (6)$$

### III. RESIDUE METHOD FOR THE TRACE

The trace of the evolution operator in the weak-noise limit is obtained from

$$\text{Tr} L = \int dx \sum_{n=0}^{\infty} \frac{\epsilon^n}{a_{2n}} \frac{d^{2n}}{dx^{2n}} \delta(x - f(x)) : \quad (7)$$

By expressing the delta function as

$$\delta(x) = \lim_{\epsilon \rightarrow 0} \frac{1}{2\pi i} \int \frac{1}{x - i\epsilon} = \lim_{\epsilon \rightarrow 0} \frac{1}{2\pi i} \left( \frac{1}{x - i\epsilon} - \frac{1}{x + i\epsilon} \right) ; \quad (8)$$

we reformulate expression (7) as

$$\text{Tr} L = \lim_{\epsilon \rightarrow 0} \sum_{n=0}^{\infty} \frac{\epsilon^n}{a_{2n}} \frac{1}{2\pi i} \int dx \frac{1}{(x - f(x) - i\epsilon)^{n+1}} ; \quad (9)$$

obtaining just the result as in [7] section 5.3 equation (19) p.119.

The integrals in (9) have poles close to the  $x$ -points of the map, which are defined by

$$x - f(x) = 0 : \quad (10)$$

For the map in question, a quartic, there are four points in the complex plane which satisfy this equation: two of them are on the real axis: one at  $x_0 = 0$ , the other  $x_1$  close to unity, as it can be seen on figure (1). The two real  $x$  points correspond to orbits 0 and 1 in the language of symbolic dynamics [6].

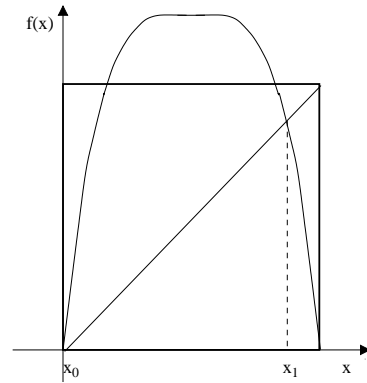


FIG. 1. The map on the  $[0,1]$  interval

The integral in (7) containing  $i\epsilon$  in the denominator has a pole at  $x_0$  shifted down from the real axis into the negative imaginary half plane and a pole at  $x_1$  shifted up into the positive imaginary half plane. At the other integral in (9) the poles are moved in the opposite direction. We shall now evaluate the integrals by contour integration. The chosen contour is shown on figure (2).

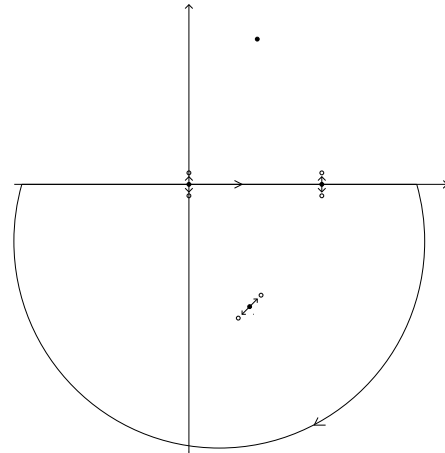


FIG. 2. The chosen contour and the motion of poles.

The integral containing the  $i$  will pick up contribution from the xpoint at  $x = 0$ , the other integral from the xpoint at  $x_1$ . Both will pick up a contribution from the complex xpoint, but they cancel out in the  $i \rightarrow 0$  limit. The result of the integration is

$$\text{Tr} L = \sum_{n=0}^{\infty} \frac{(2n)!}{2^n n!} [\text{Res} F_n(x_0) - \text{Res} F_n(x_1)]; \quad (11)$$

where

$$F_n(x) = \frac{1}{(x - f(x))^{2n+1}}; \quad (12)$$

We used this method to calculate further corrections (around  $10^{-70}$ ) to the trace for the orbit 0 and orbit 1. This exact method justified the previous approximate calculations to all known digits. It turns out that the corrections for orbit 0 all were positive whereas those for orbit 1 involved sign changes with an apparent period. Furthermore both were asymptotic series.

#### IV. HIGHER ORDER NOISE CORRECTIONS

Practical reasons restricted the calculations with the residue method to around order seventy in the expansion parameter. Nevertheless it is possible to give approximate statements for even higher order.

First we transform the residue integrals in (9) as

$$I_n = \frac{(2n)! a_{2n}}{2i} \int_{-i}^i dx \frac{1}{(x - f(x) - i)^{2n+1}} = \frac{(2n)! a_{2n}}{2i} \int_{-i}^i dx e^{-(2n+1) \log(x - f(x) - i)}; \quad (13)$$

Using  $n$  as a large parameter the integral is next calculated by the method of steepest descent. The initial loops,  $C_0$  and  $C_1$ , for each xpoint are expanded until the paths of steepest descents are reached. We refer to fig. 3.

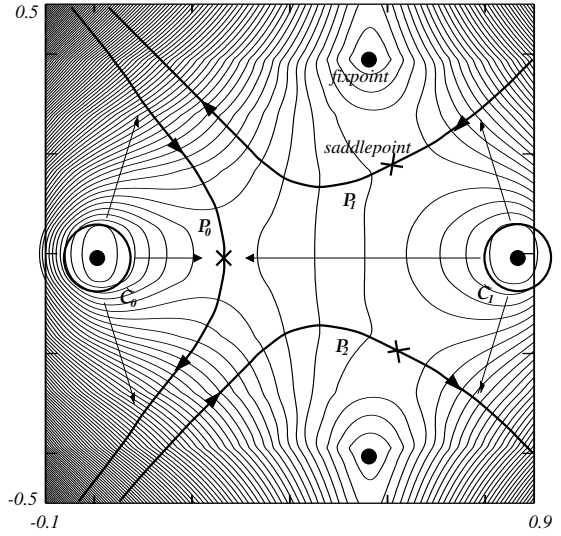


FIG. 3. Contourlines of  $|x - f(x)|$ . Filled circles indicate xpoints of the map, crosses correspond to saddles and thick lines show paths of steepest descent.

The paths of steepest descent pass through the saddle points satisfying

$$\begin{aligned} \frac{d}{dx} \log(x_s - f(x_s) - i) &= \frac{1 - f'(x_s)}{x_s - f(x_s) - i} = 0; \\ f'(x_s) &= 1; \end{aligned} \quad (14)$$

Around each saddle we calculate the leading contribution and its corrections as usual. In the following we will divide the discussion into orbit 0 and orbit 1. For our map there are three saddle points: one real and two complex conjugate.

In case of orbit 0, the integral is carried out on the infinite path  $P_0$  shown on figure 3. Here only the saddle point on the real axis contributes.

The result of the integration to leading order is

$$\begin{aligned} I_n^0 &= \frac{(2n)!}{2^{n+1} n!} e^{-(2n+1) \log(x_s - f(x_s))} \frac{(x_s - f(x_s))}{(2n+1) f^{(0)}(x_s)} = \\ &= \frac{1}{2} \frac{(x_s - f(x_s))^{2n}}{(x_s - f(x_s))^{2n}} \frac{1}{2(n+1/2) (x_s - f(x_s)) f^{(0)}(x_s)}; \end{aligned} \quad (15)$$

For a convenient representation we introduce the factors

$$C_0 = \frac{1}{2} \frac{1}{(x_s - f(x_s)) f^{(0)}(x_s)}; \quad (16)$$

$$b_0 = \frac{2}{(x - f(x))^2} \quad (17)$$

and the result takes the form

$$I_n^0 = C_0 \frac{b_0^n (n+1/2)}{n+1/2}; \quad (18)$$

We show the ratio of consecutive terms  $I_{n+1}/I_n$  on fig. 4 with the ratios from the exact residue calculation

and conclude that the real saddle indeed controls the leading behaviour.

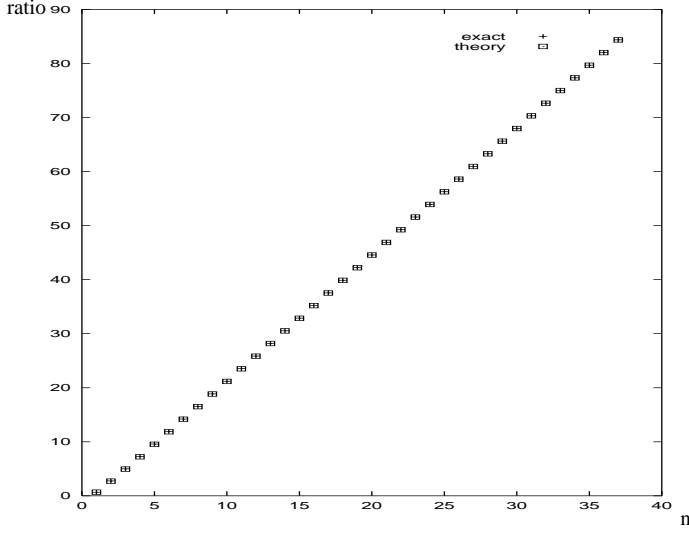


FIG . 4. Ratio of noise corrections  $\frac{I_{2n+2}}{I_{2n}}$  for orbit 0.

For the orbit 1 all three saddles are relevant, since the initial loop  $C_1$  decomposes into  $P_0; P_1$  and  $P_2$ . However, the real saddle now becomes subdominant as can be seen from e.g. the contour plot g. 3. By analyticity of the map the two complex saddles give results that are complex conjugate to each other.

At the complex saddle points  $(z_1; z_2)$  we introduce similar factors  $C_1; b_1$  as in (16;17) now complex.

The contribution from these two complex saddles to  $I_n^1$  can now be written as

$$\begin{aligned} & \sum_{n=1}^{\infty} \frac{(n+1/2)}{n+1/2} C_1 b_1^n + C_1^+ (b_1^+)^n = \\ & \sum_{n=1}^{\infty} \frac{(n+1/2)}{n+1/2} [r q^n \cos(n \theta)]: \end{aligned} \quad (19)$$

Here  $r; q;$  and  $\theta$  are easily found from  $C_1; b_1$  above.

The final result for orbit 1 also includes the real saddle and to leading order is given by

$$I_n^1 = \sum_{n=1}^{\infty} \frac{(n+1/2)}{n+1/2} [C_0 b_0^n + r q^n \cos(n \theta)]: \quad (20)$$

We remark that the same calculation could be done for another distribution than Gaussian. One would find an identical functional form up to a multiplicative constant, the corresponding moment.

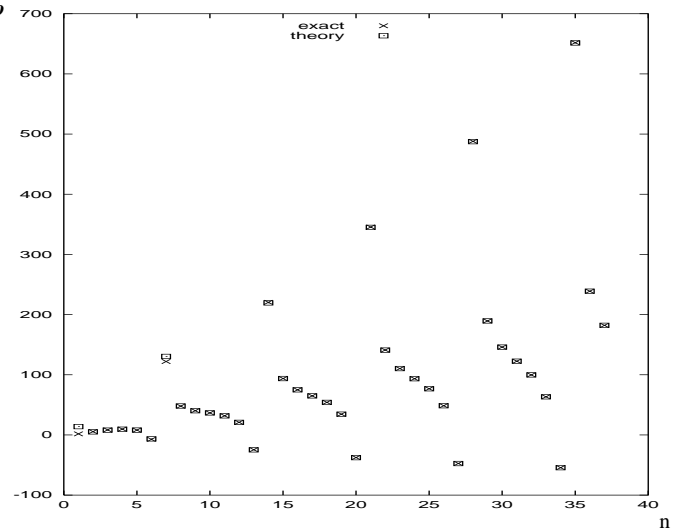


FIG . 5. Ratio of noise corrections  $\frac{I_{2n+2}}{I_{2n}}$  for orbit 1

Here the plot of the ratios of the consecutive terms g. 5 show a more complex behaviour than for orbit 0. This we attribute to the presence of dominant complex saddles, which will introduce phases and hence the sign changes already mentioned. The apparent periodicity of seven is nicely captured by the two complex saddles. Nevertheless, high order calculations actually find deviations from this pattern in agreement with that the phase calculated does not evaluate exactly to an integer multiple of  $2\pi/7$ . The saddle point expansion in general improves for high orders as can be seen on g. 6. For our calculations two corrections to the complex saddles give the best results in the regime of  $n$  we are considering. This is because as an asymptotic series truncation is required at an optimal point when  $n$  is finite. So adding more corrections will only improve the results for higher  $n$  but actually make the lower less accurate.

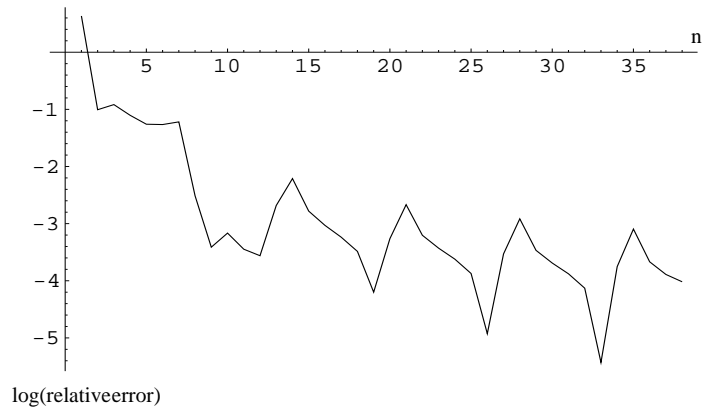


FIG . 6. The logarithm of relative error for the noise corrections for orbit 1

## V. SUMMARY AND CONCLUSION

We have studied the evolution operator for a discrete Langevin equation with a strongly hyperbolic classical dynamics and noise with finite moments. Using a perturbative expansion of the evolution operator we have calculated high order corrections to its trace in the case of a quartic map and Gaussian noise. The leading contributions come from the periodic orbits of the map. We have found the asymptotic behaviour of the corrections using the method of steepest descent. The functional form of the high order corrections have the same form independent of the actual noise distribution up to a constant given by the corresponding moment. The asymptotics of the trace of the evolution operator are governed by subdominant terms corresponding to terms previously neglected in the perturbative expansion.

## VI. ACKNOWLEDGEMENTS

G.V. and G.P. gratefully acknowledge the financial support of the Hungarian Ministry of Education, FKFP 0159/1999, OMFB, OTKA T25866/F17166. G.V. and A.V. were also partially supported by the French Ministère des Affaires Étrangères. N.S. is supported by the Danish Research Academy Ph.D. fellowship.

- 
- [1] P. Cvitanovic, C.P. Dettmann, R. Mainieri and G. Vattay, J. Stat. Phys. 93, 981 (1998); [chao-dyn/9807034](#).
  - [2] P. Cvitanovic, C.P. Dettmann, R. Mainieri and G. Vattay, Trace formulas for stochastic evolution operators: Smooth conjugation method, submitted to Nonlinearity (November 1998); [chao-dyn/9811003](#).
  - [3] P. Cvitanovic, C.P. Dettmann, N. Sondergaard, G. Vattay and G. Palla Spectrum of Stochastic Evolution Operators: Local Matrix Representation Approach Phys. Rev. E 60, 3936-3941 (October 1999)
  - [4] J. Bene and P. Szepfalussy, Phys. Rev. A 37, 871 (1988).
  - [5] M.C. Gutzwiller, Chaos in Classical and Quantum Mechanics (Springer, New York 1990).
  - [6] P. Cvitanovic, et al., Classical and Quantum Chaos, <http://www.nbi.dk/ChaosBook/>, (Niels Bohr Institute, Copenhagen 1999).
  - [7] R.B. Dingle, Asymptotic Expansions: their Derivation and Interpretation (Academic Press, London, 1973).