

Bifurcation analysis of the plane sheet pinch

Jörg Schumacher¹ and Norbert Seehafer²

¹Fachbereich Physik, Philipps-Universität Marburg, D-35032 Marburg, Germany

²Institut für Physik, Universität Potsdam, PF 601553, D-14415 Potsdam, Germany
(December 1999)

A numerical bifurcation analysis of the electrically driven plane sheet pinch is presented. The electrical conductivity varies across the sheet such as to allow instability of the quiescent basic state at some critical Hartmann number. The most unstable perturbation is the two-dimensional tearing mode. Restricting the whole problem to two spatial dimensions, this mode is followed up to a time-asymptotic steady state, which proves to be sensitive to three-dimensional perturbations even close to the point where the primary instability sets in. A comprehensive three-dimensional stability analysis of the two-dimensional steady tearing-mode state is performed by varying parameters of the sheet pinch. The instability with respect to three-dimensional perturbations is suppressed by a sufficiently strong magnetic field in the invariant direction of the equilibrium. For a special choice of the system parameters, the unstably perturbed state is followed up in its nonlinear evolution and is found to approach a three-dimensional steady state.

I. INTRODUCTION

Finite-resistivity plasma instabilities play an important role for the release of stored magnetic energy in many astrophysical objects. They also restrict the plasma stability in several fusion devices [1]. The simplest configuration in which they appear is the plane sheet pinch. In a pinch a conducting fluid can be held together by the action of an electric current passing through it with the pressure gradients being balanced by the Lorentz force. Of special interest is the resistive tearing instability, which was studied by Furth et al. [2] by using a boundary layer approach and afterwards numerically without making the boundary-layer approximation [3,5]. All these studies refer to the infinite Hartmann number case because of their neglect of the kinematic viscosity. The Hartmann number Ha , which is the geometric mean of two Reynolds-like numbers, one being kinetic and the other magnetic, is the essential parameter that determines the global stability boundaries of the plane sheet pinch as well as those of its cylindrical counterpart [6,7]. Thus kinematic viscosity has to be included.

A recent sheet pinch study [8] has been done with spatially and temporally uniform kinematic viscosity and magnetic diffusivity, and with impenetrable stress-free boundaries. It is found that the quiescent ground state (in which the current density is uniform and the magnetic field profile across the sheet is linear) remains stable, no matter how strong the driving electric field. This study was extended to the case of magnetic diffusivity varying across the sheet, which results in the profiles of the equilibrium magnetic field deviating from linear behavior. In particular, the conductivity profile may be chosen such that the magnetic field and/or the current profile have inflection points. A Squire theorem could be proven for this configuration [9] whose stability depends on the Hartmann number, the degree of current concentration about the midplane of the sheet, and on the magnetic shear (i.e., the asymmetry of the equilibrium magnetic

field) [10].

A stability analysis can be considered as part of a bifurcation analysis, which will be provided for the cases of two as well as of three spatial dimensions in the present paper. In a bifurcation analysis one tries to determine the set of possible time-asymptotic states, the attractors, for given values of the system parameters. The bifurcations from a static sheet-pinch equilibrium have previously been studied for the case of two spatial dimensions [11,12]. Grauer [13] investigated the interaction of two different tearing modes in the two-dimensional slab geometry by reducing the dynamics at the bifurcation point to that on a four-dimensional center manifold. The new time-asymptotic states were found to be of the tearing-mode type, but e.g. also traveling waves were found.

We note here that even though with increasing Hartmann number the equilibrium becomes first unstable to two-dimensional perturbations (according to the Squire theorem), the new final states may be three-dimensional. This is one of the problems the present paper is addressed to. The first question arising is which type of two-dimensional (2D) time-asymptotic state develops nonlinearly from the tearing mode when the whole problem is restricted to two spatial dimensions. The bifurcation studies [11,13] predict steady states for the generic cases. Similarly, large scale perturbations of a sheared magnetic field equilibrium were found to result in a final tearing-mode type stationary state via multiple coalescence of the magnetic island structures [14]. A question coming up then is whether the 2D time-asymptotic states are stable with respect to three-dimensional perturbations. If not, how do the stability properties depend on parameters like the strength of a constant external magnetic field or the wavelength of perturbations in the invariant direction of the 2D state? Finally, what are the characteristic properties of the three-dimensional time-asymptotic states, when they manifest? In the present paper for the first time a comprehensive stability analysis of the two-dimensional time-asymptotic states that

develop from the tearing mode is presented. For the case of a spatially uniform resistivity these problems were addressed in numerical studies of the magnetohydrodynamic (MHD) equations by Dahlburg et al. [15,16], who found two-dimensional quasi-equilibria of the tearing-mode type to be unstable to three-dimensional perturbations. Secondary three-dimensional instabilities were similarly observed for non-static primary states with, in addition to a sheared magnetic field, a pressure-driven jet-like flow [17], and their nonlinear development was proposed as a scenario for the transition to MHD turbulence.

The outline of the paper is as follows. In Sec. II the physical model is introduced. The MHD equations as well as boundary and initial conditions are discussed. In Sec. III we provide the results of the bifurcation analysis. First the 2D results are discussed. After that we investigate the linear stability of 2D time-asymptotic states with respect to 3D perturbations. For appropriate choices of the external parameters the 2D states prove to be 3D unstable. The 3D asymptotics is investigated by a full three-dimensional long-time simulation of the pinch dynamics. Finally we discuss our results and end with an outlook in Sec. IV.

II. PHYSICAL MODEL

A. MHD equations

We use the nonrelativistic, incompressible MHD equations,

$$\frac{\partial \mathbf{v}}{\partial t} + (\mathbf{v} \cdot \nabla) \mathbf{v} = -\nabla p + \mathbf{J} \times \mathbf{B}; \quad (1)$$

$$\frac{\partial \mathbf{B}}{\partial t} = \nabla \times (\eta \nabla \times \mathbf{B}); \quad (2)$$

$$\nabla \cdot \mathbf{v} = 0; \quad \nabla \cdot \mathbf{B} = 0; \quad (3)$$

where \mathbf{v} is the fluid velocity, \mathbf{B} the magnetic induction, η the magnetic permeability in a vacuum, $\mathbf{J} = \nabla \times \mathbf{B}$ the electric current density, ρ the mass density, p the pressure, ν the kinematic viscosity, and η the magnetic diffusivity. While ρ and η are assumed constant, ν varies spatially:

$$\nu(x) = \nu_0 \tilde{\nu}(x); \quad (4)$$

where ν_0 is a dimensional constant and $\tilde{\nu}(x)$ a dimensionless function of position.

Let the pinch width (sheet thickness) $L = L_1$ and some yet arbitrary field strength B_0 be used as the units of length and magnetic induction. Writing $v_A = B_0 / \sqrt{\mu_0 \rho}$ for the Alfvén velocity corresponding to B_0 , we transform to dimensionless quantities. Specifically $x, B, v, t, p, J,$

and E are normalized by $L, B_0, v_A, \mu_0 v_A^2, B_0 = (B_0/L)$, and $B_0 v_A$, respectively. The quantity E is the electric field. Equations (1) and (2) then become

$$\frac{\partial \mathbf{v}}{\partial t} = (\mathbf{v} \cdot \nabla) \mathbf{v} + M^2 \nabla p + \mathbf{J} \times \mathbf{B}; \quad (5)$$

$$\frac{\partial \mathbf{B}}{\partial t} = \nabla \times (S^{-1} \nabla \times \mathbf{B}); \quad (6)$$

where

$$M = \frac{v_A L}{\nu} \quad \text{and} \quad S = \frac{v_A L}{\eta} \quad (7)$$

are Reynolds-like numbers based on the Alfvén velocity: S is the Lundquist number and M its viscous analogue. The geometric mean of the two Reynolds-like numbers gives the Hartmann number,

$$Ha = \sqrt{M S}; \quad (8)$$

Finally, the dimensionless Ohm's law becomes

$$S^{-1} \nabla \times \mathbf{B} = \mathbf{E} + \mathbf{v} \times \mathbf{B}; \quad (9)$$

B. Boundary conditions and static equilibrium

We use Cartesian coordinates x_1, x_2, x_3 and consider our magnetoid in the slab $0 < x_1 < 1$. x_1 is referred to as the cross-sheet coordinate. In the x_2 and x_3 directions periodic boundary conditions with periods L_2 and L_3 , respectively, are used.

The boundary planes are assumed to be impenetrable and stress-free, i.e.,

$$v_1 = \frac{\partial v_2}{\partial x_1} = \frac{\partial v_3}{\partial x_1} = 0 \quad \text{at } x_1 = 0; 1; \quad (10)$$

The system is driven by an electric field of strength E in the x_3 direction, which can be prescribed only on the boundary. We further assume that there is no magnetic flux through the boundary,

$$B_1 = 0 \quad \text{at } x_1 = 0; 1; \quad (11)$$

Conditions (10) and (11) imply that the tangential components of $\mathbf{v} \times \mathbf{B}$ on the boundary planes vanish, so that according to Eq. (9)

$$J_2 = 0; \quad J_3 = \frac{E S}{\tilde{\nu}_b} \quad \text{at } x_1 = 0; 1; \quad (12)$$

where $\tilde{\nu}_b$ is the value of $\tilde{\nu}$ on the boundaries. The boundary conditions for the tangential components of \mathbf{B} then become

$$\frac{\partial B_2}{\partial x_1} = \frac{E S}{\tilde{\nu}_b}; \quad \frac{\partial B_3}{\partial x_1} = 0 \quad \text{at } x_1 = 0; 1; \quad (13)$$

A detailed discussion of these boundary conditions is found in Ref. [8].

Any stationary state with the fluid at rest has to satisfy the equations

$$r p + J B = 0; \quad (14)$$

$$r (\sim J) = 0; \quad (15)$$

Equations (14), (15) and the boundary conditions are satisfied by the Harris equilibrium

$$\sim = \cosh^2 [(x_1 - 0.5)/a]; \quad (16)$$

$$J = J^e = 0; 0; \frac{1}{a \tanh(1/2a) \cosh^2 [(x_1 - 0.5)/a]}; \quad (17)$$

$$B = B^e = 0; \frac{\tanh [(x_1 - 0.5)/a]}{\tanh(1/2a)} + \overline{B}_2^e; \overline{B}_3^e; \quad (18)$$

$$p = p^e = \frac{B^{e2}}{2}; \quad (19)$$

where \overline{B}_2^e and \overline{B}_3^e are constants. The resistivity given by Eq. (16) decreases from the boundary towards the sheet center where it takes on a minimum value. This is in accordance with the expectation that the plasma is hotter within the current sheet combined with the decrease of the typical Spitzer resistivity with temperature, i.e. $\sim T^{-3/2}$. Unlike other studies [15,16] where the system is infinitely extended in the cross-sheet (x_1) direction, we do not use the current sheet half width a as the unit of length. Instead, we normalize to the finite distance $L = L_1$ between the two boundary planes. The magnetic field unit, B_0 , was chosen in such a way that, in the case of $\overline{B}_2^e = 0$, $\overline{B}_3^e = 1$ on the boundary planes.

We use the notations

$$b = B - B^e; \quad j = J - J^e; \quad (20)$$

where v and b are our dynamical variables, for which the stress-free boundary conditions are now as follows:

$$v_1 = \frac{\partial v_2}{\partial x_1} = \frac{\partial v_3}{\partial x_1} = b_1 = \frac{\partial b_2}{\partial x_1} = \frac{\partial b_3}{\partial x_1} = 0 \quad \text{at } x_1 = 0; 1; \quad (21)$$

We Fourier expand both vector fields into modes $\exp[i(k_2 x_2 + k_3 x_3)]g$ in the x_2 and x_3 directions. In the cross-sheet direction x_1 sine and cosine expansions are used in correspondence with the imposed stress-free boundary conditions (for more details see [8]). Dynamical integrations of the system are performed in Fourier space by means of a pseudo-spectral method with 2/3-rule dealiasing. The grid size for the 3D integrations was taken to be $32 \times 16 \times 16$ which was found to be sufficient for our low Hartmann number studies (see Table 1). Time integration was performed using a Runge-Kutta scheme with a variable time step. Compared to similar calculations with a spatially uniform resistivity, the simulations were extremely time-expensive since only very short time

steps were possible. Additionally one has to keep in mind that our spectral resolution is restricted by the evaluation of the Jacobian necessary for the linear stability analysis of the time-asymptotic states. The used resolution results in the inversion of a 2836×2836 matrix.

III. RESULTS

A. 2D time asymptotics

We started with a determination of the stability boundary for the static sheet pinch equilibrium. The Squire theorem allowed a restriction to x_3 invariant perturbations (i.e., to perturbations with wave number $k_3 = 0$). Furthermore, due to the invariance of the equilibrium in the x_2 direction stability could be tested for each wave number k_2 (or the corresponding Fourier mode) separately. First, the system was assumed to be infinitely extended in the x_2 direction. In this case the wave number k_2 of a perturbation can adopt any real value. Figure 1 shows the stability boundary in the Hartmann number {wavelength plane for $\overline{B}_2^e = 0$ and $a = 0.1$ (\overline{B}_2^e and a are fixed to these values throughout the paper). Since the equilibrium profile $B^e(x_1)$ is symmetric ($\overline{B}_2^e = 0$), the value of \overline{B}_3^e has no influence on the stability (see Ref. [10]). The unstable region lies to the right of the boundary curve. For the spatial resolution used, instability sets in at $H a = H a_c = 64.57$ and $k_2 = k_{2c} = 2.67$.

In calculations using the full nonlinear equations the aspect ratio L_2 (in the 3D case L_3 as well) has to be fixed to a finite value. We have used $L_2 = 4$ in all nonlinear calculations. There are some subtleties concerning the onset of instability and the application of the Squire theorem when L_2 is finite, due to the fact that only a discrete set of k_2 values is admitted. With $L_2 = 4$ instability sets in at $H a = [H a_c]_{L_2=4} = 66.20784$ and $k_2 = [k_{2c}]_{L_2=4} = \dots$, corresponding to a critical wavelength of 2. Unstable 3D modes at Hartmann numbers close to $[H a_c]_{L_2=4}$ are excluded if the aspect ratio L_3 is finite (for more details see Appendix). Figure 2 shows, for $H a = 70$, a comparison of the growth rate of the most unstable 2D mode, which has wavelength 2 in the x_2 direction, with the growth rates of the most unstable 3D mode with the same wavelength in the x_2 direction and different wavelengths in the x_3 direction.

When $H a$ exceeds the critical value $[H a_c]_{L_2=4}$ the tearing mode grows due to a bifurcation where a pair of identical real eigenvalues becomes positive. A superposition of the static equilibrium and the most unstable eigenvector was taken as the initial state to follow up the nonlinear development of the tearing mode in two spatial dimensions.

After several hundred Alfvén times A convergence to a stationary state was observed. This state is of course linearly stable with respect to two-dimensional perturbations. It is also clear that the development to the new

time-asymptotic states is decelerated the closer to the critical value $[H a_c]_{L_2=4}$ the Hartmann number is taken. This was indicated first by the convergence of the maximum eigenvalue to zero. Namely, due to them arginal stability with respect to translations in the x_2 direction, one eigenvalue of the time-asymptotic state has to vanish. For this real eigenvalue λ_0 we had, for instance, $\lambda_0' = 5 \cdot 10^4$ for $t = 700$ and $H a = 66.21$, $\lambda_0' = 5 \cdot 10^4$ for $t = 500$ and $H a = 66.3$ (and $\lambda_0' = 2 \cdot 10^4$ for $t = 800$ and $H a = 66.3$), but already $\lambda_0' = 2 \cdot 10^6$ for $t = 500$ and $H a = 67$ (and $\lambda_0' = 10^8$ for $t = 800$ and $H a = 67$). The time development of run 1 became extremely slow. This run close to $[H a_c]_{L_2=4}$ was performed in order to make it as sure as possible that secondary bifurcations close to the primary bifurcation point were not overlooked. Since the time-asymptotic solutions for $H a = 66.21, 66.3$, and 67 are all of the same type, the solutions simulated for $H a = 66.3$ and $H a = 67$ are likely to belong to a branch originating in the primary bifurcation. In Fig. 3 the time development of the specific kinetic energy $E_{kin} = \frac{1}{2} \rho \int_V v^2 dV$, the specific magnetic energy $E_{mag} = \frac{1}{2\mu_0} \int_V b^2 dV$, and their sum, the total energy E_{tot} , are plotted for runs 2 and 3 (run 3 only shown in the inset). Nearly perfect steady states are reached for both Hartmann numbers at later stages. For $H a = 67$ it is practically constant in time at $t = 800$. The amplitude of the eigenvectors is not determined by the stability analysis. For $H a = 67$ thus two energetically different initial conditions were considered and were found to relax toward the same asymptotic state, one from energetically below and the other from energetically above the asymptotic energy (in the first case, not shown in the figure, the energies increase as functions of time and then become almost constant).

In Fig. 4 the new asymptotic state is shown for $H a = S = M = 67$. Field lines of B , stream lines of v , and contour lines of the current density component J_3 are drawn. One observes a magnetic island structure with a chain of X and O points, fluid motion in the form of convection-like cells or rolls, and a filamentation of the original current sheet. For J_3 only the most inner part of the sheet is shown to highlight the filamentation despite of the dominant J_3^e . Two wavelengths in the x_2 direction are seen, corresponding to the fact that $L_2 = 4$ and the critical perturbation has wavelength 2.

B. 3D secondary instability of the 2D time-asymptotic states

Once the 2D time-asymptotic states close to the bifurcation point were calculated with sufficient accuracy, their linear stability with respect to 3D perturbations could be investigated. Though the stability boundary of the quiescent basic state is determined by the Hartmann number, the bifurcating states may depend on S and M separately. We have restricted ourselves, however, to cases with $H a = S = M$. The two-dimensional

states were extrapolated to three dimensions by continuing them constantly in the x_3 direction, and the stability analysis was performed for the resulting 3D systems. Since the equilibria were invariant in the x_3 direction, stability could be tested for each wave number k_3 separately. Taking into account just one wave number, $k_3 = 2\pi/L_3$, in the x_3 direction, the aspect ratio or pinch height L_3 was varied. We also added constant magnetic shear components B_3^e to the saturated 2D states. This could be done since such constant field components do not influence a 2D solution: The contribution of B_3^e to the Lorentz force $J \times B$ in Eq. (1) vanishes since both J and the added magnetic field are in the x_3 direction, and its contribution to the term $r \cdot (\nabla \times B)$ in Eq. (2) vanishes as a consequence of the incompressibility condition $\nabla \cdot v = 0$ [in the incompressible case one has $r \cdot (\nabla \times B) = (B \cdot r) \nabla \cdot v - (v \cdot r) \nabla \cdot B$].

The motivation for adding a B_3^e is that in many applications externally generated magnetic fields are present in addition to the self-consistently supported ones. In the solar atmosphere, for instance, current sheets may form when regions of obliquely directed magnetic field are brought together and will then in general have a sheetwise field component. In magnetic fusion devices like the tokamak toroidal magnetic fields, which correspond to sheetwise fields in plane geometry, are externally applied to stabilize the confined plasma.

Results of the stability calculations for $H a = M = S = 66.3$ and $H a = M = S = 67$ are shown in Fig. 5 where the maximum real part of the eigenvalue spectrum is plotted against the varying parameters L_3 and B_3^e . In the case of $B_3^e = 0$ the two-dimensional saturated states are always unstable, namely to three-dimensional disturbances with a sufficiently large wavelength in the x_3 direction (see upper panel in Fig. 5).

At the stability threshold always two identical real eigenvalues become positive. The multiplicity two results from the symmetry of the system with respect to reflections in the planes $x_3 = \text{const.}$, due to which the linearly independent modes with wave numbers $+k_3$ and $-k_3$, respectively, become simultaneously unstable (the periodic boundary conditions, which allow the decomposition into Fourier modes, are also needed here) [18]. The secondary instability to three-dimensional perturbations is always suppressed by a sufficiently strong field B_3^e (see lower panel in Fig. 5). This is in accordance with the general expectation that a magnetic field impedes motions with gradients in the direction of the field due to the tension associated with the lines of force.

The closer to the critical value $[H a_c]_{L_2=4}$ the Hartmann number is, the larger is the minimum wavelength of the unstable perturbations in the third dimension (see upper panel in Fig. 5). Now the Squire theorem does not exclude that 3D perturbations to the quiescent basic state are unstable immediately above the critical Hartmann number, provided their wavelengths $2\pi/k_3$ are sufficiently large (cf. Appendix). One might suspect, therefore, that the unstable 3D perturbations to the 2D time-asymptotic tearing mode state are also unstable perturbations with

respect to the basic state at the same Hartmann number. This is not the case, however: Consider, for example, the curve for $Ha = 66.3$ in Fig. 5 (maximum growth rate over wavelength of the perturbation in the x_3 direction). For $L_3 = 2 \Rightarrow k_3 = 7$ one observes 3D instability of the 2D time-asymptotic state. Can the quiescent basic state for $Ha = 66.3$ be unstable to a 3D perturbation with wavelength 7 in the x_3 direction? The wave number k_2 of such a 3D perturbation can take on the values $n - 2 = 4, n = 1; 2; 3; \dots$ (since we have chosen the fixed aspect ratio $L_2 = 4$). Squire's theorem connects the 3D perturbation to a 2D perturbation with wave number $k_2 = [k_2^2 + (2 \Rightarrow 7)^2]^{1/2}$ which is simultaneously unstable or stable at the Hartmann number $\tilde{Ha} = (k_2 \Rightarrow k_2) 66.3$. With $k_2 = 2 \Rightarrow 4$, i.e., with the smallest possible $|k_2|$, one finds $\tilde{Ha} = 57.6$, which is below the critical value $Ha_c = 64.57$ (see Fig. 1). That is to say, a 3D mode with $k_2 = 2 \Rightarrow 4$ (and $k_3 = 2 \Rightarrow 7$) cannot be an unstable perturbation to the quiescent basic state at $Ha = 66.3$. For the next possible k_2 value, $2 \Rightarrow 4$, one has $\tilde{Ha} = 63.7$, still below the critical value Ha_c . For all higher k_2 values the wavelength $2 \Rightarrow k_2$ lies clearly below the unstable wavelength domain (see Fig. 1) for $Ha_c \leq Ha \leq 66.3$.

Figures 6 and 7 show an unstable 3D eigenstate to the time-asymptotic 2D state with $a = 0.1$ and $L_2 = 4$ at $Ha = 67$ (which is shown in Fig. 4). The fields are shown in Fig. 6 in the x_2 - x_3 plane to underline qualitatively new structures in the third dimension. As in Fig. 4, two wavelengths of the perturbation in x_2 are shown. The 2D equilibrium is mixed with the 3D perturbation in the ratio 50% equilibrium to 50% perturbation. In the perturbed state velocity and magnetic field have components in the x_3 direction and all structures, including the current filaments, are modulated in this direction.

Previous analyses of secondary instabilities of the sheet pinch [15,16], as well as analyses of similar instabilities in hydrodynamic shear flows [19], have indicated that these instabilities are ideal, i.e., their growth rates independent of dissipation. It appears interesting, therefore, to compare the growth rates of the secondary instability with those of the primary one at the same Hartmann numbers. The growth rate of the most unstable 2D tearing mode (those with wavelength 2) for $Ha = 66.3$ is $8.8 \cdot 10^4$, the corresponding growth rate for $Ha = 67$ is $7.5 \cdot 10^3$. A comparison with the upper panel in Fig. 5 shows that the secondary instability grows approximately five times as fast as the primary one. This agrees with results of Dahlburg et al. [15,16]. However, since all our calculations were restricted to S and R values close to the primary bifurcation point, where the growth rates of all primary or secondary modes go through zero or are still negative, they do not allow yet a characterization of the secondary mode as ideal or non-ideal; saturation of the growth rate may occur for larger S and R .

Finally, full three-dimensional simulations were performed to follow the unstable modes in their nonlinear evolution. The resistivity gradients made the simulations again extremely time-expensive. The calculations were thus restricted to the case $L_3 = L_2 = 4$, $\bar{B}_2^e = \bar{B}_3^e = 0$, and $Ha = 67$. The asymptotic 2D state was extrapolated constantly into the third dimension and was mixed with the most unstable 3D eigenstate giving the initial condition. The first phase of the full three-dimensional simulation was done with a lower spectral resolution, namely 16^3 , up to the time $t_0 \approx 2900$. In Fig. 8, the temporal behavior of the specific energies after this initial growth phase for the next 900 time units is shown which was calculated with the highest resolution as given in Table I. The energies still oscillate slightly, but with a decreasing amplitude, indicating convergence to a three-dimensional steady state of the sheet pinch configuration.

Furthermore, the solution is characterized by a clear and apparently time-independent spatial structure. In Fig. 10 corresponding level surfaces of $j_y j_z$ are shown at $t = 550$. We found the same shape of the level surface of $j_y j_z$ at $t = 900$. Additionally, the same level surfaces are shown for the 2D time-asymptotic state with otherwise the same parameters in Fig. 9. The comparison indicates that there is some relation between the two solutions: the isosurfaces of $j_y j_z$ in the 3D case are obtained from those in the 2D case by a modulation in the x_3 direction. This suggests, but does not prove, that the unstable 3D perturbations to the time-asymptotic 2D state do not drive the system to a completely different solution existing somewhere in phase space, but that 2D and 3D solutions originate simultaneously in the primary bifurcation of the quiescent basic state.

IV. SUMMARY AND OUTLOOK

We have numerically studied the primary and secondary bifurcations of an electrically driven plane sheet pinch with stress-free boundaries. The profile of the electrical conductivity across the sheet was chosen such as to concentrate the electric current largely about the mid-plane of the sheet and thus to allow instability of the quiescent basic state at some critical Hartmann number. Our results can be summarized as follows.

(1) The most unstable perturbations to the basic state are two-dimensional tearing modes. If the whole problem is restricted to two spatial dimensions, also the bifurcating new time-asymptotic state is of the tearing-mode type, namely, a stationary solution characterized by a magnetic island structure with a chain of X and O points, fluid motion in the form of convection-like rolls, and a filamentation of the original current sheet. We have calculated this state with precision for the aspect ratio $L_2 = 4$ and Hartmann numbers close to the critical one.

In contrast to the stability boundary the bifurcating new solutions may depend on the two Reynolds-like numbers of the problem separately. We have restricted ourselves to $M = S = Ha$.

(2) The bifurcating steady (time-asymptotic) two-dimensional state was tested for stability with respect to three-dimensional perturbations. It proved to be unstable to 3D perturbations with a sufficiently large wavelength in the third direction. At the stability threshold always two identical real eigenvalues become positive (i.e., there are two purely growing unstable eigenmodes). We also added constant external magnetic field components along the invariant direction to the 2D tearing-mode equilibrium. If these components are sufficiently strong, they suppress the secondary instability with respect to three-dimensional perturbations, which is in accordance with the general expectation that a magnetic field impedes motions with gradients in the direction of the field and has been noted before [16].

(3) Full three-dimensional simulations were performed to follow the unstable 3D modes in their nonlinear evolution. The solution seems to converge to a 3D steady state. Although velocity and magnetic field have now components in the invariant direction of the 2D state and all structures are modulated in this direction, there is still some resemblance to the 2D tearing mode state. This suggests, but does not prove, that the unstable 3D perturbations to the 2D state do not drive the system to a completely different region in phase space. 2D and 3D solutions might originate simultaneously in the primary bifurcation of the basic equilibrium.

Since our calculations were made very close to the primary bifurcation point, we suppose that the steady 2D tearing-mode state is unstable from the beginning and that there is a direct transition of the system from the quiescent basic state to three-dimensional attractors. This is true if the 2D state is not stabilized by an external magnetic field along its invariant direction. Furthermore, a sufficiently small L_3 ensures stability of the 2D state in a certain Hartmann number interval above the critical value (since the unstable 3D perturbations, whose wavelength must exceed some threshold value, are then not admitted). Finally, the aspect ratio L_2 and the magnetic Prandtl number $P_{rm} = \nu_0 = S = M$ might influence the bifurcation scenario, possibly in such a way that in some parameter ranges the 2D tearing-mode solution bifurcates stably from the basic state.

Secondary instabilities that succeed primary two-dimensional ones and that lead to three-dimensionality have been considered as an important step in the transition from laminar to turbulent states in linearly unstable nonconducting shear flows [19-21]. For the case of linearly stable shear flows (e.g. the plane Couette flow), it was suggested that nonlinear stationary and linearly unstable three-dimensional states, which develop already below the onset threshold of turbulence [22,23], can form a chaotic repeller in phase space [24]. Such a repeller can cause the transient turbulent states above the on-

set threshold. There is some analogy of the magnetohydrodynamic pinch to shear flows, and Dahlburg et al. [15,16] have presented numerical evidence that the secondary instability of two-dimensional quasi-equilibria of the tearing-mode type can lead to turbulence in a plane sheet pinch. In their calculations the pinch was not driven by an external electric field (mechanically driven) and the electrical conductivity was assumed to be spatially uniform. In such a case the pinch always decays resistively, that is, velocity and magnetic field tend to zero as $t \rightarrow \infty$. By our choice of the resistivity profile and the applied electric field we could calculate exact time-asymptotic, in particular steady states and could corroborate the result of Dahlburg et al. that saturated two-dimensional tearing-mode states are unstable to three-dimensional perturbations. We did not observe a transition to a turbulence-like state yet. Irregular behavior may be expected to arise through subsequent bifurcations when the Reynolds-like numbers are further raised.

ACKNOWLEDGMENTS

J.S. wishes to acknowledge many fruitful discussions with Armin Schmieg. We thank the referee for helpful comments.

APPENDIX: INSTABILITY OF THE QUIESCENT BASIC STATE AND SQUIRE'S THEOREM IN THE CASE OF A FINITE ASPECT RATIO L_2

Squire's theorem states that for increasing Hartmann number two-dimensional perturbations to the quiescent basic state become unstable first. Specifically: For each three-dimensional eigenmode with wave numbers k_2, k_3 and growth rate γ at Hartmann number Ha , there exists a two-dimensional (i.e., x_3 invariant) eigenmode with wave number $k_2^* = (k_2^2 + k_3^2)^{1/2}$ and growth rate $\gamma^* = (\gamma^2 - k_3^2)^{1/2}$ at Hartmann number $Ha^* = (k_2^2 - k_3^2)Ha$ [9].

1. Case $L_2 = 1$

If the stability problem is considered on the infinite x_2 - x_3 plane, i.e., with all wave numbers k_2 and k_3 allowed, for increasing Ha one or several two-dimensional modes with a critical wave number k_{2c} (and the corresponding critical wavelength $L_{2c} = 2\pi/k_{2c}$) become unstable at a critical Hartmann number Ha_c where all three-dimensional modes are still stable. Above Ha_c the critical value k_{2c} broadens to an unstable k_2 interval. The latter means, however, that three-dimensional modes could be unstable immediately above Ha_c . Namely, consider a 3D eigenmode with wave numbers k_2, k_3 and growth rate γ at some Hartmann number $Ha = Ha_c + \epsilon$, $\epsilon > 0$. If k_2 is chosen from the interior of the unstable k_2 interval

at H_a , then $K_2 = (k_2^2 + k_3^2)^{1/2}$ lies within the unstable k_2 interval at the Hartmann number $H_a = (k_2 = K_2)H_a$, where $H_{ac} < H_a < H_{ac} + \epsilon$, if only j_3 is chosen sufficiently small. This does not mean yet that the 2D mode to which the 3D mode is connected is unstable, since there are in general also stable 2D eigenmodes with the same wave number K_2 . But if the associated 2D mode is unstable, i.e., if the real part of $\tilde{\omega} = (K_2 = k_2)$ is positive, this implies that also $\langle \tilde{\omega} \rangle > 0$. The possibility of unstable three-dimensional eigenmodes close to the critical Hartmann number is excluded by the Squire theorem, however, if L_3 is finite, i.e., if there is a positive lower bound (however small) to the modulus of the wave number k_3 . In that case there is a finite Hartmann number interval above H_{ac} where all unstable eigenmodes are purely two-dimensional.

2. Case L_2 finite

Fixing L_2 to a finite value complicates the problem, since only a set of discrete values is admitted for k_2 . If not just $L_2 = n - 2 = k_{2c}$, with n denoting a positive integer number, that is, if k_{2c} is not just an admissible k_2 , instability to 2D modes will set in at some Hartmann number $[H_{ac}]_{L_2}$ above H_{ac} and for a wave number $[k_{2c}]_{L_2}$ different from k_{2c} .

a. Subcase $L_2 = L_{2c} = 2 = k_{2c}$

In the case $L_2 = L_{2c}$ for all k_2 holds $k_2 = k_{2c}$ and consequently the smallest admissible k_2 becomes unstable first, i.e., $[k_{2c}]_{L_2} = 2 = L_2 = k_{2c}$. It is easily seen that as in the case of $L_2 = 1$ (i) directly at the onset of instability only 2D modes can be unstable (since modes with $k_2 = 0$ cannot be unstable [10] and the Squire theorem thus would connect any unstable 3D mode to a 2D mode with wave number $K_2 > [k_{2c}]_{L_2}$ outside the unstable k_2 interval at the Hartmann number $[H_{ac}]_{L_2}$), (ii) immediately above $[H_{ac}]_{L_2}$ also unstable 3D modes are possible (or at least not forbidden by Squire's theorem), (iii) a finite aspect ratio L_3 (however large) ensures that in a finite Hartmann number interval close to the onset of instability only purely two-dimensional eigenmodes are unstable (see also Fig. 2 where the pinch is stable with respect to 3D modes for $L_3 < 6$).

b. Subcase $L_2 > L_{2c} = 2 = k_{2c}$

More involved is the situation for $L_2 > L_{2c}$. Then it cannot be excluded generally that 3D modes become unstable first, and in principle each individual situation has to be tested separately. One can distinguish between the cases $[k_{2c}]_{L_2} > k_{2c}$ and $[k_{2c}]_{L_2} < k_{2c}$, of which

the first one is simpler. In both cases special complications arise from the fact that 3D modes with wave numbers k_2 smaller than $[k_{2c}]_{L_2}$, that is to say, with $k_2 = n - 2 = L_2 < [k_{2c}]_{L_2} = n_0 - 2 = L_2$ (n, n_0 denoting integer numbers) can come into play.

In the case of $[k_{2c}]_{L_2} > k_{2c}$ these 3D modes (with k_2 smaller than $[k_{2c}]_{L_2}$) are the only 3D modes that could become unstable at a Hartmann number less than $[H_{ac}]_{L_2}$ (where the first 2D mode becomes unstable); if they remained stable, the situation is similar to subcase A 2a. The 3D modes with $k_2 < k_{2c}$ must remain stable close to the onset of 2D instability, however, if $[H_{ac}]_{L_2}$ does not exceed H_{ac} too much (and $[k_{2c}]_{L_2}$ does not differ too much from k_{2c}), such that (i) j_3 has to be larger than some positive threshold value in order that $K_2 = (k_2^2 + k_3^2)^{1/2}$ (with $k_2 = n - 2 = L_2, n < n_0$) can come into the unstable k_2 interval close to the onset of instability (since there is a finite gap between the unstable k_2 interval and the largest admissible k_2 that is smaller than k_{2c}) and (ii) as a consequence of this $H_a = (k_2 = K_2)H_a$ must be smaller than H_{ac} . If this is the case and, furthermore, $[k_{2c}]_{L_2} > k_{2c}$, the situation is the same as for $L_2 - 2 = k_{2c}$.

The numerical example of this paper belongs to the category just discussed: L_2 finite, $L_2 > 2 = k_{2c}$, $[k_{2c}]_{L_2} > k_{2c}$, and close to the onset of instability no unstable 3D modes with $k_2 < [k_{2c}]_{L_2}$. We found $k_{2c} = 2.67$, corresponding to a critical wavelength of $L_{2c} = 2.35$, and $H_{ac} = 64.57$. The critical values for the fixed aspect ratio $L_2 = 4$ are $[k_{2c}]_{L_2=4} = 2$, corresponding to a critical wavelength of $[L_{2c}]_{L_2=4} = 2$, and $[H_{ac}]_{L_2=4} = 66.20784$ (see also Fig. 1). Loosely speaking, an unstable 3D mode has to set in now between H_{ac} and $[H_{ac}]_{L_2=4}$ with its critical Hartmann number H_a . It can only have the wave number $k_2 = 2 - 4 = -2$, since otherwise $K_2 = (k_2^2 + k_3^2)^{1/2} > [k_{2c}]_{L_2}$ (i.e., the associated 2D mode would be stable). This implies, in order to have instability

$$K_2 = [(-2)^2 + k_3^2]^{1/2} > k_{2c} = 2.67; \quad (A1)$$

and consequently

$$H_a = \frac{=2}{K_2} [H_{ac}]_{L_2=4} < \frac{=2}{k_{2c}} [H_{ac}]_{L_2=4} = 38.9; \quad (A2)$$

which lies below H_{ac} . 3D modes with $k_2 = -2$ cannot be unstable even for Hartmann numbers significantly above $[H_{ac}]_{L_2=4}$. 3D modes with $k_2 = [k_{2c}]_{L_2=4}$, on the other hand, can be unstable immediately above $[H_{ac}]_{L_2=4}$ and are stabilized by an upper bound to the aspect ratio L_3 , as discussed in the preceding subsections of this Appendix. We found the condition $L_3 < 1000$ to be sufficient to stabilize all 3D modes at $H_a = 66.208$ ($> [H_{ac}]_{L_2=4} = 66.20784$).

- [1] D. Biskamp, Nonlinear Magnetohydrodynamics (Cambridge University Press, Cambridge, England, 1993).
- [2] H. P. Furth, J. Killeen, and M. N. Rosenbluth, Phys. Fluids 6, 459 (1963).
- [3] J. Wesson, Nucl. Fusion 6, 130 (1966).
- [4] D. Schnack and J. Killeen, Theoretical and Computational Plasma Physics (Int. Atomic Energy Agency, Vienna, 1978), pp. 337{360.
- [5] R. S. Steinolfson and G. Van Hoven, Phys. Fluids 26, 117 (1983).
- [6] R. B. Dahlburg, T. A. Zang, D. Montgomery, and M. Y. Hussaini, Proc. Natl. Acad. Sci. USA 80, 5798 (1983).
- [7] D. Montgomery, Plasma Phys. Control. Fusion 34, 1157 (1992).
- [8] N. Seehafer, E. Zienicke, and F. Feudel, Phys. Rev. E 54, 2863 (1996).
- [9] N. Seehafer and J. Schumacher, Phys. Plasmas 4, 4447 (1997).
- [10] N. Seehafer and J. Schumacher, Phys. Plasmas 5, 2363 (1998).
- [11] B. Saramito and E. K. Maschke, in Magnetic Reconnection and Turbulence, edited by M. D ubois, D. Gresillon, and M. N. Bussac (Editions de Physique, Orsay, 1985), pp. 89{100.
- [12] B. Saramito and E. K. Maschke, in Magnetic Turbulence and Transport, edited by P. Hennequin and M. A. D ubois (Editions de Physique, Orsay, 1993), pp. 33{42.
- [13] R. G rauer, Physica D 35, 107 (1989).
- [14] G. B o etta, A. Celani, and R. Prandi, "Large scale instabilities in two-dimensional magnetohydrodynamics ", preprint chao-dyn/9810026 (1998).
- [15] R. B. Dahlburg, S. K. Antiochos, and T. A. Zang, Phys. Fluids B 4, 3902 (1992).
- [16] R. B. Dahlburg, J. Plasma Phys. 57, 35 (1997).
- [17] R. B. Dahlburg and J. T. Karpen, Astrophys. J. 434, 766 (1994).
- [18] J. D. Crawford and E. Knobloch, Annu. Rev. Fluid Mech. 23, 341 (1991).
- [19] S. A. Orszag and A. T. Patera, J. Fluid Mech. 128, 347 (1983).
- [20] B. J. Bayly, S. A. Orszag, and T. Herbert, Annu. Rev. Fluid Mech. 20, 359 (1988).
- [21] T. Herbert, Annu. Rev. Fluid Mech. 20, 487 (1988).
- [22] M. Nagata, J. Fluid Mech. 217, 519 (1990).
- [23] R. M. Clever and F. H. Busse, J. Fluid Mech. 344, 137 (1997).
- [24] A. Schmieg and B. Eckhardt, Phys. Rev. Lett. 79, 5250 (1997).

TABLE I. Parameters of the 2D and 3D sheet pinch simulations.

Run	H a	L_2	L_3	$(N_1; N_2; N_3)$
1	66.21	4	{	(32,16,{})
2	66.30	4	{	(32,16,{})
3	67.00	4	{	(32,16,{})
4	67.00	4	4	(32,16,16)

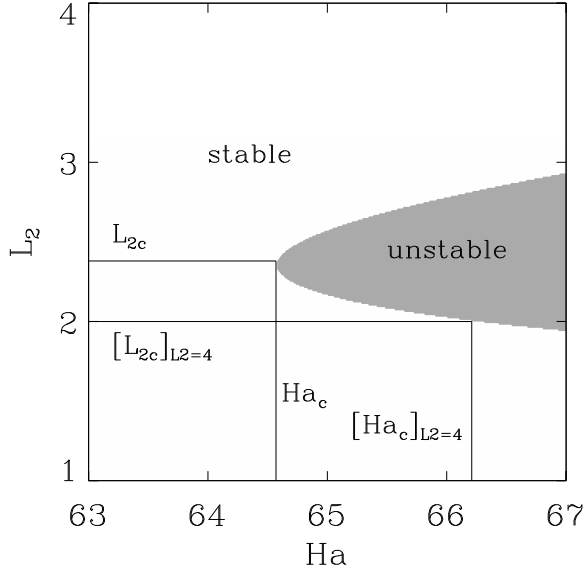


FIG. 1. Stability boundary for the quiescent basic state with $a = 0.1$ and $B_2^0 = 0$ in the $Ha-L_2$ plane. $L_2 = 2 = k_2$ is the wavelength of the perturbation in the x_2 direction (stability was tested for each wave number k_2 separately).

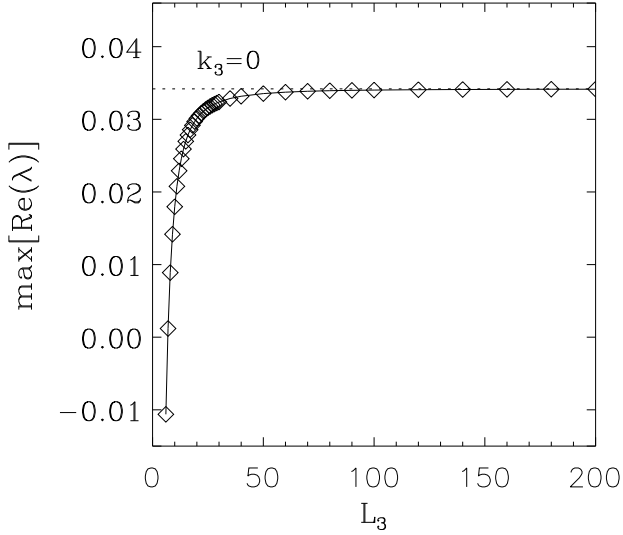


FIG. 2. Maximum real parts of the eigenvalue spectrum vs. L_3 resulting from the stability analysis of the quiescent basic state for $a = 0.1$ and $L_2 = 2$ at $Ha = R = S = 70$. $L_3 = 2 = k_3$ is the wavelength of the perturbation in the x_3 direction (stability was tested for each wave number k_3 separately). The dotted line marks the maximum growth rate of the most unstable 2D mode ($k_3 = 0$) for the same parameters.

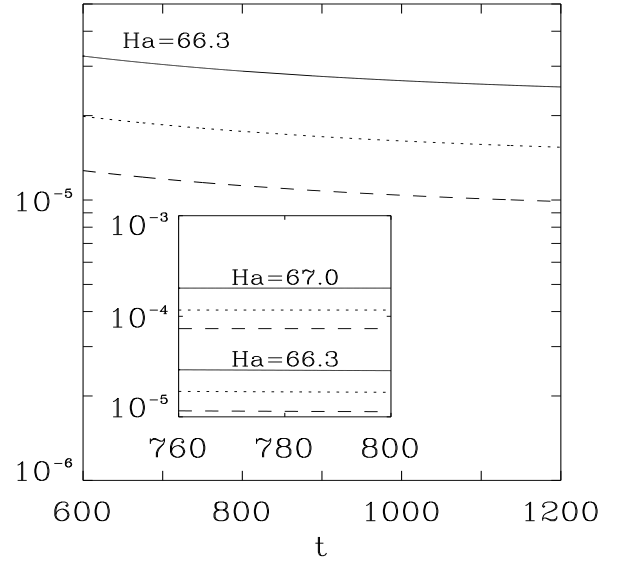


FIG. 3. Temporal behavior of the specific kinetic (dotted line), magnetic (dashed line), and total (solid line) energies for the nonlinear two-dimensional development of the tearing mode for $Ha = R = S = 66.3$, $a = 0.1$, and $L_2 = 4$. The inset shows additionally the corresponding development for $Ha = R = S = 67$.

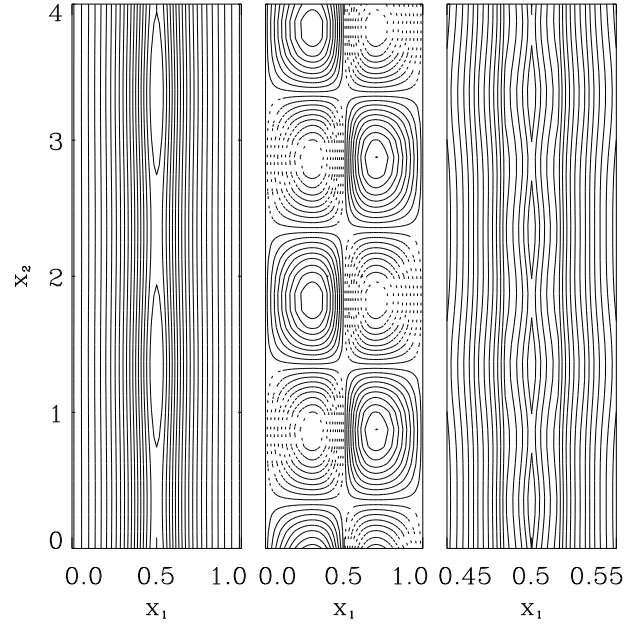


FIG. 4. Magnetic field lines (left), velocity stream lines (middle), and contour lines of the current density component J_3 (right) for $Ha = 67$, $a = 0.1$, and $L_2 = 4$ at $t = 800$. Solid (dashed) velocity stream lines correspond to clockwise (counterclockwise) motion. Only the inner part of the current sheet is shown for the current density contour plot to highlight the filamentation of J_3 .

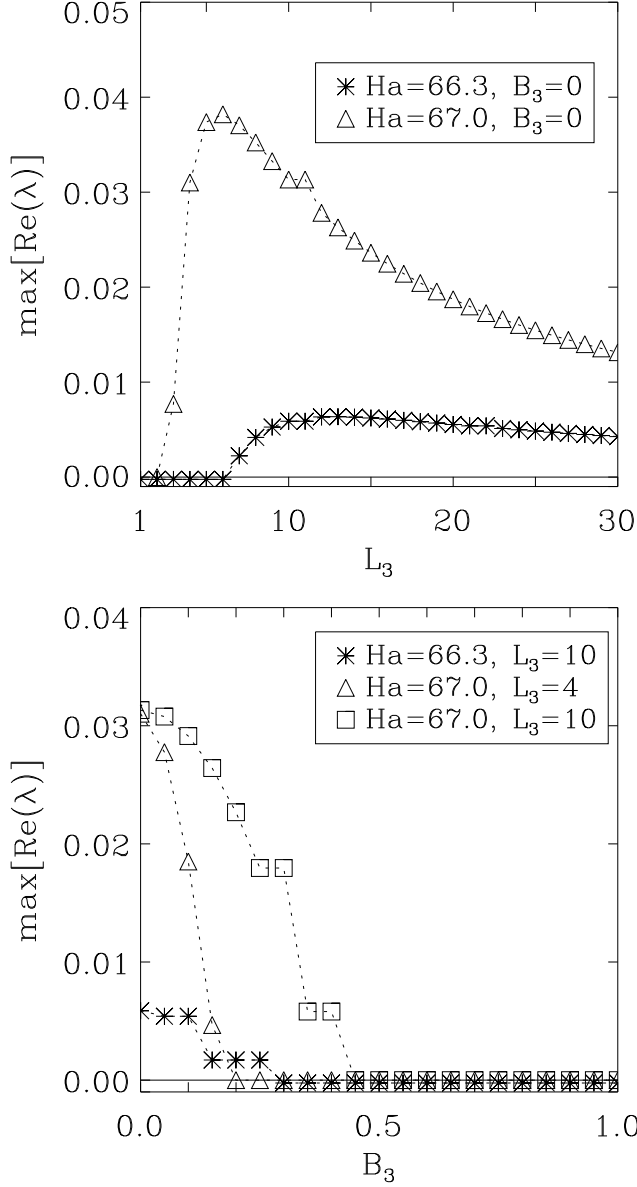


FIG . 5. Maximum real parts of the eigenvalue spectrum versus L_3 (upper panel) and B_3 (lower panel) for $a=0.1$ and $L_2=4$ at different Hartmann numbers Ha (always $S=M$). $L_3=2=k_3$ is the wavelength of the perturbation in the x_3 direction (stability was tested for each wave number k_3 separately).

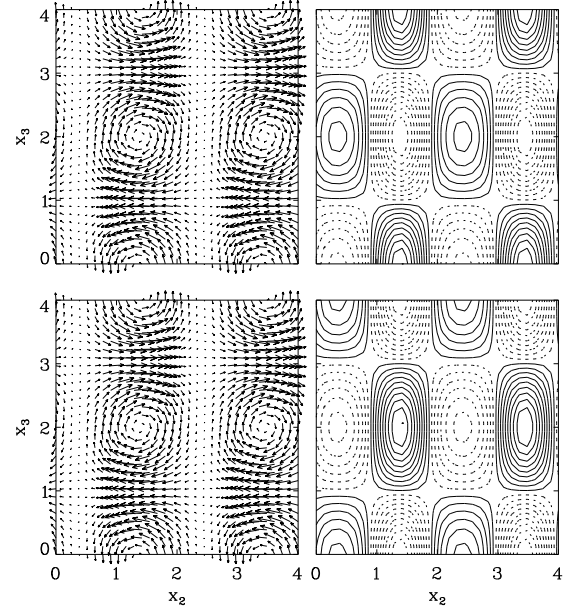


FIG . 6. Most unstable 3D eigenstate with wave number $k_3=2=4$ to the time-asymptotic 2D state (see also Fig. 4) at $\text{Ha}=67$. Vector plots of the velocity field (left) and contour lines of the magnetic field component B_3 (right) in planes $x_1=0.6$ (upper row) and $x_1=0.4$ (lower row) are shown. Dotted contour lines indicate negative B_3 , solid lines positive ones. The time-asymptotic 2D state is mixed with the 3D perturbation in the ratio 50% equilibrium to 50% perturbation.

FIG . 7. (JPG-File) Isosurfaces $|\mathbf{j}|=5.45$ for the same data set as in Fig. 6. The maximum value of $|\mathbf{j}|$ is 9.77.

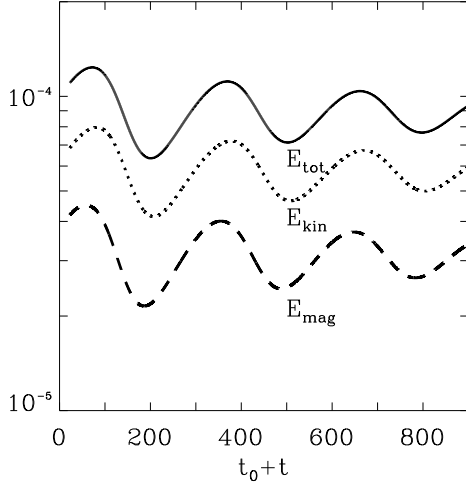


FIG. 8. Temporal behavior of the specific kinetic, magnetic, and total energies for the nonlinear development of the three-dimensional system for $L_2 = L_3 = 4$, $\overline{B}_2^e = \overline{B}_3^e = 0$, and $Ha = 67$. The time t_0 was 2900.

FIG. 9. (JPG-File) Isosurfaces $jy_j = 0.03$ and $jy_j = 0.016$ for the time-asymptotic 2D state. The values of the parameters are $L_2 = 4$, $\overline{B}_2^e = \overline{B}_3^e = 0$, and $Ha = 67$. The maximum and minimum values of jy_j are 0.0384 and 0.0017, respectively.

FIG. 10. (JPG-File) Isosurfaces $jy_j = 0.03$ and $jy_j = 0.016$ for the selfconsistent 3D state at $t = 550$. The values of the parameters are $L_2 = L_3 = 4$, $\overline{B}_2^e = \overline{B}_3^e = 0$, and $Ha = 67$. The maximum and minimum values of jy_j are 0.0311 and 0.0, respectively, in the 3D case.

This figure "schumacher_pre_fig7.jpg" is available in "jpg" format from:

<http://arxiv.org/ps/chao-dyn/9912014v1>

This figure "schumacher_pre_fig9.jpg" is available in "jpg" format from:

<http://arxiv.org/ps/chao-dyn/9912014v1>

This figure "schumacher_pre_fig10.jpg" is available in "jpg" format from:

<http://arxiv.org/ps/chao-dyn/9912014v1>