

Level Spectroscopy: Physical Meaning and Application to the Magnetization Plateau Problems

Kiyomi OKAMOTO^{*)}

Department of Physics, Tokyo Institute of Technology, Tokyo 152-8551

(Received)

We review the *level spectroscopy*, which is a powerful method of analyzing the numerical data with respect to the Berezinskii-Kosterlitz-Thouless quantum phase transition in one dimension. We focus on its physical meaning and also its application to the magnetization plateau problems.

§1. Introduction

The Berezinskii-Kosterlitz-Thouless¹⁾⁻⁴⁾ (BKT, or simply KT) quantum phase transition in one-dimensional systems is the transition between the gapless state and the gapped state. As is well known, the critical behavior of the BKT transition is highly singular and sometimes called “pathological”. In finite systems, this high singularity appears as severe slowly-converging logarithmic size corrections in various physical quantities. Thus it is very difficult to determine the BKT quantum phase transition point from the numerical data if we use the conventional methods.

We note that there are two types in the BKT quantum phase transition. One is the doubly degenerate type, of which examples are (a) the transition between the spin-fluid (SF) and Néel states in the $S = 1/2$ XXZ spin chain, and (b) the SF-dimer transition in the $S = 1/2$ Heisenberg spin chain with next-nearest-neighbor interactions.⁵⁾⁻⁸⁾ In these cases, the gapped states (the Néel state of (a) and the dimer state of (b)) are doubly degenerate. The mechanism of the transition of this type is the spontaneous symmetry breaking. Another type is the non-degenerate type. The examples are (c) the SF-Haldane transition in $S = 1$ XXZ spin chain, and (d) the SF-dimer transition in $S = 1/2$ bond-alternating XXZ spin chain.^{9), 10)} In the non-degenerate case, the gapped states (the Haldane state in (c) and the dimer state in (d)) are unique and non-degenerate. The nature of this type of transition is that the gap-formation mechanism (for instance, the bond alternation in (d)) in the Hamiltonian is renormalized to zero in the sense of the renormalization group treatment due to the strong quantum fluctuations.

In this paper, we review the *level spectroscopy*^{11), 12)} (LS) by use of which we can determine the BKT critical point very accurately (typical accuracy is 10^{-3} or better) from the numerical diagonalization data, overcoming the above-mentioned difficulties. We mainly focus on the physical meaning¹³⁾ of the LS for the doubly degenerate type in the one-dimensional quantum spin models. Also we explain how to apply the level spectroscopy to the magnetization plateau problems.

^{*)} E-mail: kokamoto@stat.phys.titech.ac.jp

§2. Physical Meaning of the Level Spectroscopy

To distinguish the gapless spin-fluid state and the gapful state, the most fundamental quantity is the excitation gap for infinite systems. If we know the analytically exact solution, we can easily distinguish the gapless and gapful states. In usual cases, however, we do not know the exact solution, so that we have to rely on the numerical methods, for instance the numerical diagonalization. Although we may extrapolate the gap data to $N \rightarrow \infty$ (N is the system size), the extrapolated data contains numerical errors, which brings about the difficulty in judging whether the extrapolated value is zero or finite. Further, the extrapolation from the $N < \xi$ (ξ is the correlation length) data is unreliable. If we use this type of extrapolation, the apparent BKT critical point will be the point of $\xi \sim N_0$, where N_0 is the typical system size of the diagonalization data. Thus this method results in the wider gapful region than the true one.

The shortcoming of the extrapolation method lies in the zero-or-finite judgment. If we find two quantities which cross with each other at the BKT critical point as functions of quantum parameters in the Hamiltonian, we can easily know the candidate for the critical point. This is the fundamental idea of the LS.

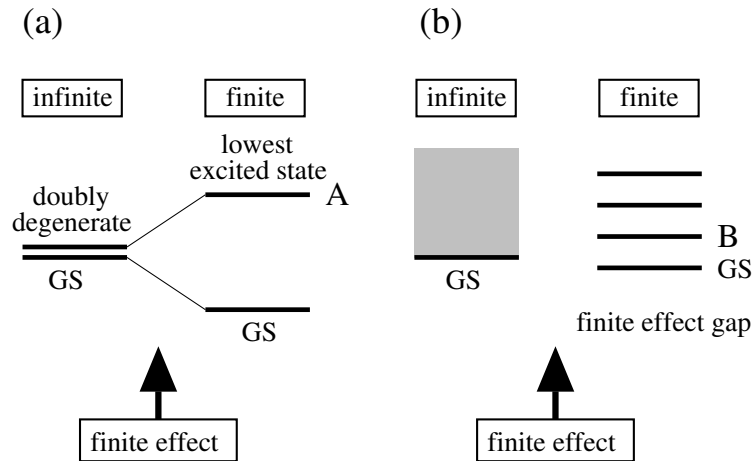


Fig. 1. The finite effects are schematically shown for the (a) doubly degenerate ground state (gapless) and (b) the spin-fluid ground state (gapless). GS is the abbreviation of “ground state”. The shadowed region represents the continuous spectrum.

In usual cases, the ground state of the antiferromagnetic spin model is unique (non-degenerate) for finite systems, even when the degenerate ground state is realized for infinite systems. The exceptions are, for example, Ising model and the Majumdar-Ghosh model. Then, how does the doubly degenerate ground state take place? The mechanism is as follows. A low-lying excitation of the finite system asymptotically degenerates to the ground state as $N \rightarrow \infty$. In this limit, a recombination of these two states occurs, which results in the realization of the doubly degenerate ground states with spontaneous symmetry breaking. In other words, the double degeneracy in infinite systems is lifted by the perturbation of ‘finiteness’ as is schematically

shown in Fig. 1(a). Then the lowest excitation in the gapful region should be the broken half of the doubly degenerate states denoted by A in Fig. 1(a). The property of the A state depends on what kind of doubly degenerate state is realized in infinite systems.

On the other hand, the gapless spectrum in the spin fluid case becomes discrete for finite systems. The lowest excitation should be the spin-wave excitation denoted by B in Fig. 1(b).

Then the properties of the lowest excitations for finite systems in case of the SF and gapful cases are quite different from each other. Therefore the BKT critical point can be obtained from the crossing of these two excitations as functions of quantum parameters in the Hamiltonian. Thus our method is named *level crossing method*, or more sophisticatedly *level spectroscopy*.

§3. An Example: $S = 1/2$ XXZ Spin Chain with Next-Nearest-Neighbor Interactions

As an example, let us take up the $S = 1/2$ XXZ spin chain with next-nearest-neighbor interactions⁵⁾⁻⁸⁾ described by

$$\mathcal{H} = \sum_j \{(\mathbf{S}_j \cdot \mathbf{S}_{j+1})_\Delta + \alpha(\mathbf{S}_j \cdot \mathbf{S}_{j+2})_\Delta\} \quad (3.1)$$

where

$$(\mathbf{S}_l \cdot \mathbf{S}_m)_\Delta \equiv S_l^x S_m^x + S_l^y S_m^y + \Delta S_l^z S_m^z \quad (3.2)$$

For simplicity we restrict ourselves to the $0 \leq \Delta < \infty$ and $0 \leq \alpha \leq 1/2$ case. In this parameter region, the ground state phase diagram consists of three phases, the SF phase, the dimer phase and the Néel phase, as is schematically shown in Fig. 2. The SF state is unique and gapless, whereas the latter two states are doubly degenerate and gapful.

We consider the $\Delta = 1$ case where the total spin S_{tot} is a good quantum number, for example. When $N = 4n$ case (n is an integer), the ground state for the finite systems is of $S_{\text{tot}} = 0$. Since the dimer ground state is also of $S_{\text{tot}} = 0$, the lowest excited state in the dimer region, which is nothing but the broken half of the doubly degenerate ground states for infinite systems, should be also of $S_{\text{tot}} = 0$ due to the addition rule of the angular momentum. On the other hand, the lowest excitation in the SF region should be of the spin-wave type with $S_{\text{tot}} = 1$ (triplet due to the $SU(2)$ symmetry). Thus the crossing of the $S_{\text{tot}} = 0$ and $S_{\text{tot}} = 1$ excitations is the candidate for the SF-dimer critical point, as schematically shown in Fig. 3.

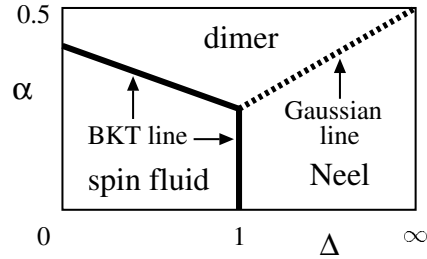


Fig. 2. Phase diagram of the model (3.1).

Since the crossing point is weakly dependent on N , the final result is known by taking $\lim_{N \rightarrow \infty} \alpha_c(N)$. By this procedure, we can obtain $\alpha_c = 0.2411$ for $\Delta = 1$. We note that the only 4 spin result is $\alpha_c(N = 4) = 0.25$, which suggests the effectiveness of the LS method.

When $\Delta \neq 1$, S_{tot} is not a good quantum number. In this case, we should classify the excitations by discrete eigenvalues of the symmetry operators. They are S_{tot}^z , the wave number k , the eigenvalues of the parity operator P ($S_j \leftrightarrow S_{N-j+1}$) and the time reversal operator ($|\uparrow\rangle \leftrightarrow |\downarrow\rangle$). Similar consideration to the $\Delta = 1$ case leads to the classification of the excitations as shown in Table 1. The T operator is valid for the $S_{\text{tot}}^z = 0$ case. We can also find the dimer-Néel transition point from the crossing of the dimer and Néel excitations. This dimer-Néel transition is of the second order with the Gaussian universality in which the critical exponents varies continuously along the transition line.

§4. Application to the Magnetization Plateau Problems

Since the magnetization plateau is related to the field-induced excitation gap, we can apply the LS method to this problem. There are also two types of mechanisms in the magnetization plateau, as in case of the zero magnetization case. The examples of the doubly degenerate type are (a) $M_S/2$ plateau in the $S = 1/2$ Heisenberg chain with bond-alternation and the next-nearest-neighbor interactions,^{14),15)} and (b) $(2/3)M_S$ plateau in the $S = 1/2$ distorted diamond chain.^{16),17)} For the non-degenerate case, the examples are (c) $M_S/3$ plateau in the $S = 1/2$ ferromagnetic-ferromagnetic-antiferromagnetic spin chain,¹⁸⁾⁻²⁰⁾ and (d) $M_S/$ plateau in the $S = 3/2$ XXZ spin chain with on-site anisotropy.^{21),22)} We note that the model (c) is the first model in which the magnetization plateau in quantum spin chain is discussed.

Because we should compare the lowest energies E_0 with the magnetization $M = M_0, M_0 \pm 1$ in the plateau problems at the magnetization M_0 , a slight modification from the no magnetic field case is necessary. The difference in M corresponds to the difference in the number of fermions in the fermion picture. Thus we have to take the effect of the chemical potential μ into consideration. Namely, we should compare $E_0(M_0)$ and $E_0(M_0 + 1) - \mu$, and also $E_0(M_0)$ and $E_0(M_0 - 1) + \mu$. Since

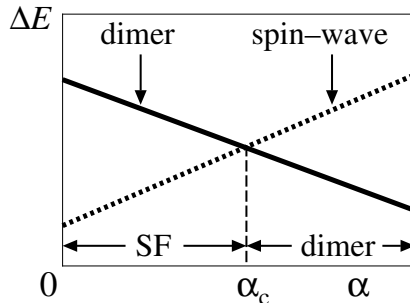


Fig. 3. Schematic behavior of the dimer excitation with $S_{\text{tot}} = 0$ (solid line) and the spin-wave excitation with $S_{\text{tot}} = 1$ (dotted line). The ground state should be the dimer state or the SF state depending on whether the former is smaller or larger than the latter.

Table I. Symmetry classification of the ground state and important excitations.

excitation	S_{tot}^z	k	P	T
ground state	0	0	+1	+1
dimer excitation	0	0	+1	+1
Néel excitation	0	π	-1	-1
spin-wave excitation	± 1	π	-1	*

the chemical potential around M_0 is given by

$$2\mu = E_0(M_0 + 1) - E_0(M_0 - 1) \quad (4.1)$$

we see

$$\begin{aligned} \{E_0(M_0 + 1) - \mu\} - E_0(M_0) &= \{E_0(M_0 - 1) + \mu\} - E_0(M_0) \\ &= (1/2)\{E_0(M_0 + 1) + E_0(M_0 - 1)\} - E_0(M_0) \end{aligned} \quad (4.2)$$

which plays the role of the spin-wave excitation in the zero magnetic field case. The same expression can be obtained by use of the Legendre transformation $E \rightarrow E - MH$.

Using this method, we have obtained the plateau phase diagrams of the $(2/3)M_S$ plateau of the $S = 1/2$ distorted diamond spin chain,^{16), 17)} the $M_S/2$ plateau of the $S = 1/2$ frustrated two-leg spin ladder,²³⁾ the $M_S/2$ plateau of the $S = 1/2$ two-leg spin ladder with 4-spin cyclic exchange interactions,²⁴⁾ the $M_S/4$ plateau of the $S = 1$ frustrated two-leg spin ladder.²⁵⁾⁻²⁷⁾ Yamamoto, Asano and Ishii²⁸⁾ applied this method to the Kondo necklace model with next-nearest-neighbor interactions in a successful way.

§5. Summary

We have explained the level spectroscopy (LS) especially focusing on its physical meaning in the doubly degenerate cases. Not only we can obtain the BKT critical point from the level crossing, but also we can check the universality class by the careful examination of the combination of the low-lying excitations to eliminate the troublesome logarithmic size corrections in the lowest order.^{8), 29)} Thus the name *level spectroscopy* may be more appropriate than the name *level crossing method* for our method.

For the non-degenerate case, of which we have mentioned only briefly, the LS method is also established,³⁰⁾⁻³⁴⁾ although it is more complicated and the physical meaning is not so clear as the degenerate case. The use of the twisted boundary condition^{30), 31)} has been proved to be powerful in many cases of the zero-magnetic field BKT transitions as well as the plateauful-plateauless transitions.^{20)-22), 35)-38)} This twist boundary condition method is also applicable to the transition between two plateau states with different plateau formation mechanisms.^{21), 39), 40)}

The LS method has been applied not only to the quantum spin models but also to the lattice electron models, for instance, $t - J$ and related models,⁴¹⁾⁻⁴³⁾ and the extended Hubbard and related models.⁴³⁾⁻⁴⁹⁾

Acknowledgements

We would like to express our appreciation to Kiyohide Nomura, Atsuhiko Kitazawa, Takashi Tonegawa and Tôru Sakai for collaborations in the developments and applications of the level spectroscopy. We also thank Masaaki Nakamura for stimulating discussions.

References

- 1) Z. L. Berezikskii, Zh. Eksp. Teor. Fiz. **61** (1971), 1144 [Sov. Phys.-JETP **34** (1972), 610].
- 2) J. M. Kosterlitz and D.J. Thouless, J. of Phys. **C6** (1973), 1181.
- 3) J. M. Kosterlitz, J. of Phys. **C7** (1974), 1046.
- 4) J. B. Kogut, Rev. Mod. Phys. **51** (1979), 659.
- 5) T. Tonegawa and I. Harada, J. Phys. Soc. Jpn. **56** (1987), 2153.
- 6) K. Okamoto and K. Nomura, Phys. Lett. **A169** (1992), 433.
- 7) K. Nomura and K. Okamoto, J. Phys. Soc. Jpn. **62** (1993), 1123.
- 8) K. Nomura and K. Okamoto, J. of Phys. A: Math. Gen. **27** (1994), 5773.
- 9) K. Okamoto and T. Sugiyama J. Phys. Soc. Jpn. **57** (1988), 1610.
- 10) S. Yoshida and K. Okamoto J. Phys. Soc. Jpn. **58** (1989), 4367.
- 11) A review on the LS written in Japanese is: K. Nomura and K. Okamoto, Butsuri **56** (2001), 836.
- 12) A review on the LS from a somewhat different point of view will be published: K. Nomura, to appear in Proc. French-Japanese Symp. Quantum Properties of Low-Dimensional Antiferromagnets: cond-mat/020172.
- 13) R. Julien and F. D. M. Haldane, Bull Am. Phys. Soc. **28** (1983) 344.
- 14) T. Tonegawa, T. Nishida and M. Kaburagi, Physica B **246 & 247** (1998), 368.
- 15) T. Tonegawa, K. Okamoto and M. Kaburagi, Physica B **294 & 295** (2001), 39.
- 16) T. Tonegawa, K. Okamoto, T. Hikihara, Y. Takahashi and M. Kaburagi, J. Phys. Soc. Jpn. **69** (2000), Suppl A 332.
- 17) T. Tonegawa, K. Okamoto, T. Hikihara, Y. Takahashi and M. Kaburagi, J. Phys. Chem. Solids **62** (2001), 125.
- 18) K. Hida, J. Phys. Soc. Jpn. **63** (1994), 2359.
- 19) K. Okamoto, Solid State Commun. **98** (1996), 245.
- 20) A. Kitazawa and K. Okamoto, J. of Phys.: Cond. Matter **11** (1999), 9765.
- 21) A. Kitazawa and K. Okamoto, Phys. Rev. **B62** (2000), 940.
- 22) K. Okamoto and A. Kitazawa, J. Phys. Chem. Solids **62** (2001), 365.
- 23) N. Okazaki, K. Okamoto and T. Sakai, J. Phys. Soc. Jpn. **69** (2000), 2419.
- 24) A. Nakasu, K. Totsuka, Y. Hasegawa, K. Okamoto and T. Sakai, J. of Phys.: Cond. Matter **13** (2001), 7421.
- 25) K. Okamoto, N. Okazaki and T. Sakai, J. Phys. Soc. Jpn. **70** (2001), 636.
- 26) N. Okazaki, K. Okamoto and T. Sakai, to appear in J. Phys. Chem. Solids: cond-mat/0108528.
- 27) K. Okamoto, N. Okazaki and T. Sakai, to appear in J. Phys. Soc. Jpn., Suppl.: cond-mat/0109035.
- 28) T. Yamamoto, M. Asano and C. Ishii, J. Phys. Soc. Jpn. **56** (2001), 3678.
- 29) K. Nomura, J. of Phys. A: Math. Gen. **28** (1995), 5451.
- 30) A. Kitazawa, J. of Phys. A: Math. Gen. **30** (1997), L285.
- 31) A. Kitazawa and K. Nomura, J. of Phys. A: Math. Gen. **31** (1998), 7341.
- 32) A. Kitazawa, K. Nomura and K. Okamoto, Phys. Rev. Lett. **76** (1996), 4038.
- 33) A. Kitazawa and K. Nomura J. Phys. Soc. Jpn. **66** (1997), 3379.
- 34) A. Kitazawa and K. Nomura J. Phys. Soc. Jpn. **66** (1997), 3944.
- 35) K. Okamoto and A. Kitazawa, J. Phys. A: Math. Gen. **32** (1999), 4601.
- 36) K. Okamoto and A. Kitazawa, Physica B **281 & 282** (2000), 840.
- 37) W. Chen, K. Hida and B. C. Sanctuary J. Phys. Soc. Jpn. **69** (2000), 2419.
- 38) W. Chen, K. Hida and B. C. Sanctuary Phys. Rev. **B63** (2001), 134427.
- 39) K. Okamoto, T. Tonegawa, M. Kaburagi and T. Hikihara, in preparation.
- 40) T. Sakai and K. Okamoto, preprint.
- 41) M. Nakamura, K. Nomura and A. Kitazawa, Phys. Rev. Lett. **79** (1997), 3214.
- 42) M. Nakamura, J. Phys. Soc. Jpn. **67** (1998), 717.
- 43) M. Nakamura, A. Kitazawa and K. Nomura, Phys. Rev. **B60** (1999), 7850.
- 44) M. Nakamura, J. Phys. Soc. Jpn. **68** (1999), 3123.
- 45) M. Nakamura, Phys. Rev. **B61** (2000), 16377.
- 46) H. Otsuka, Phys. Rev. Lett. **84** (2000), 5572.
- 47) H. Otsuka, Phys. Rev. **B63** (2001), 125111.
- 48) K. Itoh, M. Nakamura and N. Muramoto, J. Phys. Soc. Jpn. **70** (2001), 1202.
- 49) M. Nakamura and K. Itoh J. Phys. Soc. Jpn. **70** (2001), 3606.