

Coexistence of antiferromagnetism and superconductivity in heavy-fermion systems

Y. Kitaoka¹, Y. Kawasaki¹, T. Mito¹, S. Kawasaki¹, G.-q. Zheng¹, K. Ishida¹,D. Aoki², Y. Haga³, R. Settai², Y. Onuki^{2,3}, C. Geibel⁴, F. Steglich⁴¹Department of Physical Science, Graduate School of Engineering Science,
Osaka University, Toyonaka, Osaka 560-8531, Japan²Department of Physics, Graduate School of Science,
Osaka University, Toyonaka, Osaka 560-0043, Japan³Advanced Science Research Center, Japan Atomic Energy Research Institute, Tokai, Ibaraki 319-1195, Japan⁴Max-Planck Institute for Chemical Physics of Solids, D-01187 Dresden, Germany
(Dated: April 14, 2024)

We report the novel pressure (P)–temperature (T) phase diagrams of antiferromagnetism (AF) and superconductivity (SC) in CeRhIn_5 , CeIn_3 and CeCu_2Si_2 revealed by the NQR measurement. In the itinerant helical magnet CeRhIn_5 , we found that the Néel temperature T_N is reduced at $P = 1.23$ GPa with an emergent pseudogap behavior. The coexistence of AF and SC is found in a narrow P range of 1.63–1.75 GPa, followed by the onset of SC with line-node gap over a wide P window 2.1–5 GPa. In CeIn_3 , the localized magnetic character is robust against the application of pressure up to $P = 1.9$ GPa, beyond which the system evolves into an itinerant regime in which the resistive superconducting phase emerges. We discuss the relationship between the phase diagram and the magnetic fluctuations. In CeCu_2Si_2 , the SC and AF coexist on a microscopic level once its lattice parameter is expanded. We remark that the underlying marginal antiferromagnetic state is due to collective magnetic excitations in the superconducting state in CeCu_2Si_2 . An interplay between AF and SC is discussed on the SO(5) scenario that unifies AF and SC. We suggest that the SC and AF in CeCu_2Si_2 have a common mechanism.

PACS numbers:

I. INTRODUCTION

Pressure-induced superconductivity was discovered in the magnetic heavy-fermion (HF) compounds, such as CeCu_2Ge_2 , CePd_2Si_2 , CeIn_3 , CeRhIn_5 and UGe_2 [1, 2, 3, 4, 5]. There is increasing evidence that the superconductivity in HF compounds takes place nearby a magnetic phase or even coexists with it. By applying a pressure (P), a magnetic order is suppressed at a critical pressure P_c , where superconductivity is induced in the antiferromagnetic (AFM)-HF compounds, such as CeCu_2Ge_2 , [1] CePd_2Si_2 , [2], CeIn_3 , [3] and CeRhIn_5 [4]. In order to gain profound insight into a relationship between magnetism and superconductivity in HF systems, systematic NMR/NQR experiments under P are important, since they can probe the evolution of the magnetic properties toward the onset of SC phase and the character of spin fluctuations in the SC state.

The superconductivity in underlying compound CeCu_2Si_2 is considered to occur just at the border of the AFM phase at ambient pressure ($P = 0$) [1]. This was also corroborated by the existence of the magnetic phase (called as A-phase at zero magnetic field) adjacent to the SC state [6, 7]. Furthermore, when magnetic field (H) exceeds its upper critical field H_{c2} , the H -induced normal state is replaced by magnetic phase A and successive phase B with increasing H [8].

From the Cu-NQR measurements [9], we showed that the A-phase at $H = 0$ behaves as a marginal AFM state, where slowly fluctuating AFM waves propagate over a long distance and coexist with the SC state. It is quite unusual that their characteristic frequencies range

in NQR frequencies of 3–4 MHz. Therefore, this marginal AFM state, that sets in at $T_m = 12$ K well above $T_c = 0.65$ K, causes the wipe-out effect in NQR intensity [6, 9, 10]. It was remarked that such extremely low-frequency magnetic fluctuations are also reported in high- T_c cuprates $\text{La}_{2-x}\text{Sr}_x\text{CuO}_4$ where the wipe-out phenomenon of Cu-NQR intensity was also reported [11, 12]. Thereby, the emergence of slowly fluctuating AFM waves seem to be one of characteristics for strongly correlated electron systems nearby the AFM phase. Recently, this exotic magnetic and SC properties have been extensively investigated through the transport, thermal, and NQR measurements under P [10, 13, 14]. At pressures exceeding $P = 0.2$ GPa, the HF-SC state with line-node gap is recovered, coincident with the suppression of the slowly fluctuating AFM waves in $\text{Ce}_{0.99}\text{Cu}_{2.02}\text{Si}_2$ [10]. Its normal state was well described in terms of the self-consistent renormalized AFM spin-fluctuation (SCR) theory [15].

On the other hand, the Ge substitution for Si expands the lattice of the undoped sample to reduce a strength g of the hybridization between 4f electrons and conduction electrons, corresponding to applying a negative chemical pressure [16]. Contrary to applying P to increase g , it would be expected that magnetic (RKKY) interactions of 4f moments become stronger as Ge content increases. In fact, in the previous paper [17], we reported that the 2% Ge substitution leads to the emergence of AFM order at $T_N = 0.75$ K, followed by the SC transition at 0.4 K. The shape of NQR spectrum, that is significantly broadened below T_N , revealed that the AFM region are not spatially separated from the non-AFM SC one. Thereby,

the coexistence of both was shown to occur on a microscopic level. Because of this, the T dependence of $1/T_1$ below T_c does not obey a T^3 behavior, demonstrating to differ from the line-node-gap state revealed in the HF-SC regime induced by applying P [10]. Persistence of magnetic excitations even in the SC state was thus evidenced from the significant enhancement in nuclear spin lattice relaxation rate $1/T_1$ below T_c .

In the literature [17], we have proposed that (1) the exotic magnetic SC phases in $\text{Ce}_{0.99}\text{Cu}_{2.02}\text{Si}_2$ which coexists with the marginal AFM state, (2) the microscopic coexistence of AFM and SC phase in the slightly Ge substituted compounds, and (3) the H -induced phase A are accounted for on the basis of the SO(5) theory that unifies superconductivity and antiferromagnetism [17, 18]. We believe that this model could shed light on current ideas regarding the magnetically mediated mechanism of the superconductivity in other strongly correlated electron systems besides the high- T_c cuprates. In establishing whether or not these belong to a new phase of matter, however, further experiments are needed.

Remarkably, a recent SR experiment has clearly demonstrated that the singlet superconductivity in $\text{Ce}_{0.99}\text{Cu}_{2.02}\text{Si}_2$ coexists with the magnetic A-phase, or the marginal AFM state in our terminology, and it exhibits an intimate connection to the magnetism in $\text{Ce}_{0.99}\text{Cu}_{2.02}\text{Si}_2$ [19]. This result has strongly suggested that the superconductivity and the A-phase magnetism in CeCu_2Si_2 has a common background. In other words, we may remark that collective magnetic excitations inherent to the unconventional SC state exist at the magnetic critical point.

Recently Hegger et al. found that a new HF material CeRhIn_5 consisting of alternating layers of CeIn_3 [4] and RhIn_2 reveals an AFM-to-SC transition at a critical pressure $P_c = 1.63$ GPa lower than in all previous examples [1, 2, 3]. The SC transition temperature $T_c = 2.2$ K is the highest one to date among P -induced superconductors [4]. This finding has opened a way to investigate the P -induced evolution of both magnetic and SC properties over a wide P range. The ^{115}In NQR study of CeRhIn_5 has clarified the P -induced anomalous magnetism and unconventional superconductivity [20]. In the AFM region, the Neel temperature T_N exhibits a moderate variation, while the internal field H_{int} at In(1) site in the CeIn_3 plane due to the magnetic ordering is linearly reduced in $P = 0 - 1.23$ GPa, extrapolated to zero at $P = 1.6 - 0.1$ GPa. This P is comparable to $P_c = 1.63$ GPa at which the SC signature appears, which was indicative of a second-order like AFM-to-SC transition rather than the first-order one suggested previously [4]. At $P = 2.1$ GPa, it was found that $1/T_1$ reveals a T^3 dependence below the SC transition temperature T_c , which shows the existence of line-nodes in the gap function [20].

On the other hand, CeIn_3 crystallizes in the cubic AuCu_3 structure and orders antiferromagnetically ($T_N = 10$ K) at $P = 0$ with an ordering vector $Q = (1/2, 1/2, 1/2)$

[21]. T_N monotonically decreases with P and superconductivity appears below $T_c = 0.2$ K at a critical pressure $P_c = 2.55$ GPa, but the onset of the superconductivity was observed only by the resistivity measurement and is limited in a narrow P range of about 0.5 GPa [2, 3, 22]. The previous In-NQR result on CeIn_3 revealed that the AFM order disappears around $P = 2.44$ GPa close to P_c and the Fermi-liquid behavior was observed below 10 K at $P = 2.74$ GPa [23]. However, no SC transition was seen. Thus, the bulk nature of the P -induced SC state in CeIn_3 has not been confirmed yet by other measurements than resistivity. This is in contrast with the case of CeRhIn_5 where the bulk nature of the SC phase was fully established [20] which continues up to 5 GPa [24].

The interplay between magnetism and superconductivity is one of the typical and fascinating examples that have revealed the incredible behavior of strongly correlated electrons in condensed matters. The NQR experiments under P is providing fruitful set of data on the evolution from the AFM to SC phase and the character of spin fluctuations in the SC state. In this paper, we compare systematically these P - T phase diagrams in CeRhIn_5 , CeIn_3 and CeCu_2Si_2 in order to present what is the new s.

II. CeRhIn_5

The T dependence of $1/T_1T$ below 12 K is shown in Fig.1 at $P = 0, 0.46, 1.23$ and 2.1 GPa. At $P = 0, 0.46$ and 1.23 GPa [25], it is clearly seen that an AFM order occurs at 3.8, 4.0 and 3.6 K, respectively, as indicated by a clear peak in $1/T_1T$ due to critical magnetic fluctuations toward the AFM ordering. This indicates

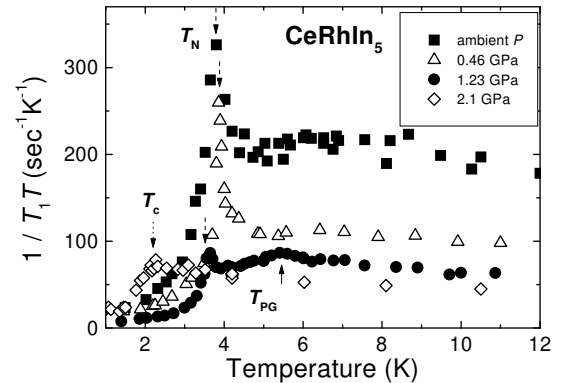


FIG. 1: Temperature dependence of $1/T_1T$ in CeRhIn_5 . The solid, broken and dotted arrows indicate T_{PG} , T_N and T_c , respectively.

that T_N reduces at $P = 1.23$ GPa as P approaches P_c at which superconductivity sets in. This reduction in T_N is not seen from the previous resistivity measurements [4]. At $P = 1.23$ GPa, $1/T_1T$ shows a broad peak around

T_{PG} above T_N . This resembles the pseudogap behavior found in the high- T_c copper oxide superconductors [26]. Namely, when P approaches the critical pressures P_c or P_c , the low-energy spectral weight of magnetic fluctuations is suppressed before an ordering occurs. We note that the pseudogap behavior has been found in either two- or lower-dimensional strongly correlated electron systems [26]. Very recently, in CeRhIn_5 , an isotropic three-dimensional AFM fluctuation was reported from neutron scattering at $P = 0$ with an energy scale of less than 1.7 meV for temperature as high as $3 T_c$ [27]. On the other hand, as P further increases up to $P = 2.1$ GPa where the bulk SC transition appears, $1/T_1T$ continues to increase down to $T_c = 2.2$ K without any signature for the pseudogap behavior as seen in Fig. 1. The T variation of $1/T_1T$ is consistent with the three-dimensional AFM Fermi-liquid model of the self-consistent renormalized (SCR) theory for nearly AFM metals [20]. Thus the P -induced evolution in the magnetic fluctuations, from a magnetic regime of reduced dimensionality to a more isotropic one, may take place in a narrow P window of 1.2–2.1 GPa, when the AFM order evolves into the SC one. Recent precise NQR measurement in this P window has revealed a homogeneous coexistence of AFM and SC order on a microscopic level [28].

III. CeIn_3

Fig. 2 indicates the T dependence of $1/T_1T$ [25]. For all values of P , $1/T_1T$ increases down to T_N , giving no indication for the pseudogap behavior. At $P = 2.35$

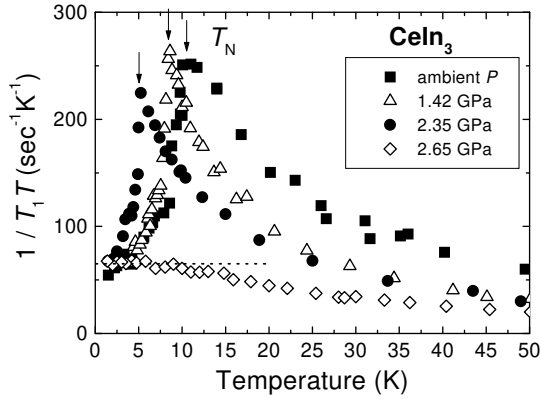


FIG. 2: Temperature dependence of $1/T_1T$ in CeIn_3 . The solid arrows indicate T_N . Dotted line is eye guide.

GPa where the zero resistance is observed, it has been concluded that the magnetically ordering survives with a relatively high value of $T_N = 5$ K. The SC transition is, however, not found by the high-frequency ac-susceptibility measurement down to 100 mK using the in-situ NQR coil, despite that a zero resistance was observed in the same sample at $T_c = 0.15$ K. From the

present experiment, we conclude that the P – T phase diagram and the nature of the SC phase in CeIn_3 differs from in CeRhIn_5 , in many aspects, reflecting their contrasting electronic and magnetic properties; we speculate that the SC phase in CeIn_3 that accompanies the Meissner diamagnetism, if any, is even narrower than suggested by the resistivity measurement [25].

IV. THE AF- AND SC-PHASE DIAGRAMS OF CeRhIn_5 AND CeIn_3

The respective P – T phase diagrams for CeRhIn_5 and CeIn_3 are presented in Figs. 3a and 3b [25]. For CeRhIn_5 , T_N , that is scaled to the bandwidth of HF state, slightly increases with increasing P up to 1.0 GPa, as does T_N which coincides with the previous result [4]. However, T_N decreases above $P = 1.23$ GPa. At the same time, a pseudogap behavior emerges below $T_{PG} = 5.5$ K. As P is further increased, T_N moderately increases with $dT_N/dP = 8$ K/GPa. It is noted that T_N is equivalent to the temperature T_{max} , at which the resistivity exhibits a maximum value and also $dT_N/dP = dT_{max}/dP$ [4]. We remark that these values are close to those in CeCu_2Si_2 [10] which is a superconductor at $P = 0$ and reveals a SC state over a wide P region as well [29]. In CeRhIn_5 , the anisotropic 3D-AFM fluctuations may survive until the system is close to the SC state, where the pseudogap behavior is emergent. Above P_c or P_c where the bulk superconductivity appears, the AFM spin correlations become more isotropic and the T dependence of $1/T_1T$ for $T > T_c$ can be explained on the basis of the 3D-SCR theory for nearly AFM metals [20]. While the isotropic AFM fluctuation regime is fully established, the bulk SC is insensitive against P . For CeIn_3 , the steep increase of T_N above $P = 1.9$ GPa indicates an evolution of the system into an itinerant magnetic regime where the SC state becomes emergent. Moreover, close to P_c , the normal-state resistivity, in CeIn_3 at low T is also consistent with the 3D-AFM fluctuation model [3]. However, when the pressure is further increased above P_c , a Fermi-liquid behavior of the resistivity returns more rapidly in CeIn_3 than in CeRhIn_5 and CeCu_2Si_2 [3]. This is also corroborated by the observation of $T_1T = \text{constant}$ behavior at $P = 2.65$ GPa in CeIn_3 . We should remark that an upper temperature scale T_{max} , below which local magnetic fluctuations are increasingly frozen out, is as high as 70–100 K over the P range from 0 to 3 GPa [3]. This large difference between T_N and T_{max} in CeIn_3 contrasts strongly with the coincidence of the both in CeRhIn_5 , resulting in the steeper change of T_N as a function of P in CeIn_3 compared with those in CeRhIn_5 and CeCu_2Si_2 . A reason for such a narrow SC region in CeIn_3 is proposed as due to the small window for the 3D-AFM fluctuation regime because of its large rate of dT_N/dP . This small window for the 3D-AFM fluctuation regime against P in CeIn_3 may be related to its cubic crystal structure which is more sensitive to external P than a

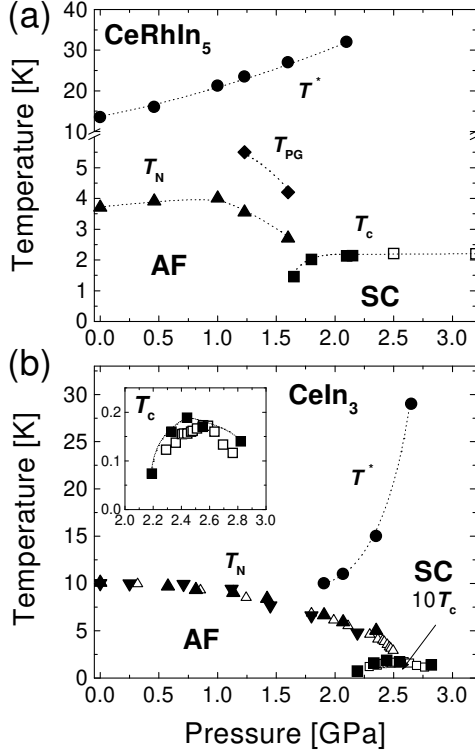


FIG. 3: Pressure-temperature phase diagrams (a) for CeRhIn_5 and (b) for CeIn_3 . (a) The open marks are determined from the resistivity measurements [24], and the solid squares are determined from the ac-measurement [20]. (b) The open marks for T_N and T_c are taken from the resistivity measurements [2, 3, 22]. The rest marks are determined from the present work. The inset indicates the detailed P dependence of T_c in expanded scales. Dotted lines in both figures are eye guides.

tetragonal structure.

Based on magnetically mediated SC theoretical models [30], it is predicted that 2D-AFM fluctuations are superior to 3D-AFM fluctuations in producing SC [31]. Therefore, the enhancement of T_c in layered CeMIn_5 over CeIn_3 has been suggested to be due to their quasi-2D structure [4, 32, 33]. Here we propose that the small window for the spin fluctuations regime in CeIn_3 may, at least partly, be responsible for its lower T_c , which should also be taken into account in modeling the SC in these compounds.

V. THE AF AND SC PHASE DIAGRAM IN CeCu_2Si_2

Fig. 4 shows the phase diagram determined as functions of Ge content x for $\text{CeCu}_2(\text{Si}_{1-x}\text{Ge}_x)_2$ and of P at $x = 0$

[34]. Here we expect that a primary effect of the Ge doping is to expand the lattice and that its chemical pressure is ~ 7.6 GPa per 100% Ge doping as suggested from the P dependence of T_c in CeCu_2Ge_2 and CeCu_2Si_2 . [35] In

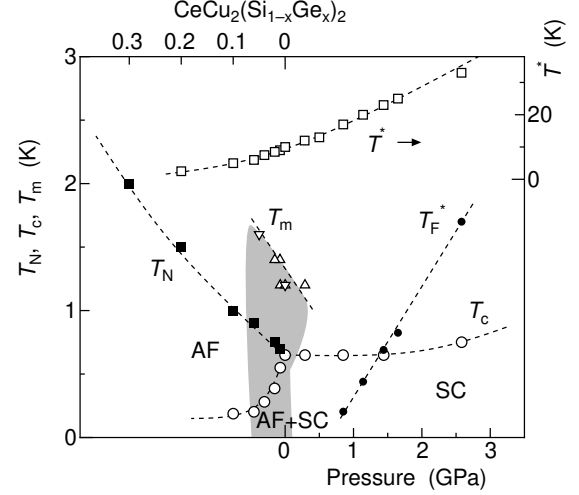


FIG. 4: The AF and SC combined phase diagram for $\text{CeCu}_2(\text{Si}_{1-x}\text{Ge}_x)_2$ and for $\text{Ce}_{0.99}$ ($x = 0$) under pressure. T_N (closed squares) and T_c (open circles) are the AFM and SC transition temperature, respectively. Also shown are the characteristic temperature to be scaled to the bandwidth of HF state T^* (open squares) and T_m below which the marginal AFM state is dominant (open triangles). The data for $\text{Ce}_{0.99}$ under pressure are cited from the previous paper [10].

fact, the recent NQR experiment under P has been carried out on $x = 0.02$ where the AFM order below $T_N = 0.75$ K coexists with the superconductivity below $T_c = 0.4$ K [34]. As indicated in Fig. 5, at pressures exceeding $P = 0.56$ GPa, the AFM order is suppressed and concomitantly the unconventional SC state evolves into a typical HF one with the line-node gap. This result demonstrates that the occurrence of the AFM order is due to the lattice expansion caused by doping Ge and that there exist gapless magnetic excitations in the underlying coexisting state of AFM and SC order at $P = 0$.

The characteristic temperature, T^* which is scaled to the bandwidth of HF state, increases continuously with decreasing x or applying P . T_N is determined as the temperature below which $H_{\text{int}}(T)$ appears and at which $1/T_1$ exhibits a peak [17, 34]. The AFM order suddenly sets in once $x > 0$, whereas, at $x = 0$, it becomes marginal without any trace of H_{int} down to 0.012 K. The marginal AFM state develops below T_m in the ranges of $0 < x < 0.06$ and $0 < P < 0.2$ GPa, which are shaded by a color in Fig. 4. The appearance of it is shown to be limited to the border of the magnetic critical point at $x = 0$. Approaching $x = 0$, it is noteworthy that the AFM order seems to disappear as a result of T_N approaching T_c . Nevertheless, the SC phase can coexist with either the marginal or the AFM state in $0 < x < 0.06$, characterized by gapless magnetic excitations. This fact indicates that

both magnetism and superconductivity has a common background.

In the P range $0 < P < 0.2$ GPa, however, it should be stressed that such the marginal AFM state is expelled below T_c at $H = 0$, but when H turns on to suppress the superconductivity, a first-order like SC to magnetic phase A is induced [8, 13, 14]. With further increasing P in $P > 0.2$ GPa, the AFM marginal state is completely suppressed and at the same time, the HF superconductivity is recovered, exhibiting the line-node gap. In the shaded zone, the exotic interplay occurs between antiferromagnetism and superconductivity.

Next, we shed further light on the coexisting state by comparing with the typical AFM-HF-SC compound UPd_2Al_3 where the AFM order sets in below $T_N = 14.5$ K, followed by the onset of typical HF-SC transition below $T_c = 1.98$ K [36, 37, 38]. In UPd_2Al_3 , the coexistence of the AFM order with the superconductivity has been established by various measurements [37, 39, 40, 41]. The Al- and Pd-NQR results showed that $1/T_1$ decreases rapidly due to an opening gap at a part of the Fermi surface below T_N and follows the $1/T_1 \propto T^3$ below T_c , consistent with the line-node gap. [39, 40] In UPd_2Al_3 , note that an average occupation of 5f electrons per U atom is slightly less than three and larger than one in Ce HF systems [42]. With some relevance with this, nearly two localized 5f electrons are responsible for the AFM order with a relatively large spontaneous moment of 0.85 μ_B per U atom. Since the spin-wave excitations in the AFM state is gapped, the particle-hole excitations in HF state are dominant well below T_N , as actually evidenced from the $T_1 T = \text{constant}$ behavior typical for the Fermi-liquid state. Therefore, the $1/T_1$ in the SC state is not affected by the magnetic excitations even in the coexisting state, but reflects its line-node SC gap structure. However, the situation in underlying CeCu_2Si_2 is completely different, because one 4f electron per Ce ion play vital roles for both the magnetism and the superconductivity, leading to the novel interplay between the magnetism and the superconductivity revealed in CeCu_2Si_2 .

Finally, we compare the present results with those on $\text{Ce}_{0.975}\text{Cu}_2\text{Si}_2$ ($\text{Ce}_{0.975}$) where an AFM order was reported below $T_N = 0.6$ K [9, 43]. Unlike the Ge substituted samples, however, any signature of superconductivity was not observed up to $P = 2$ GPa in $\text{Ce}_{0.975}$, and the AFM order persists [44]. This is in strong contrast with that the superconductivity is robust against increasing Ge content. Furthermore, the recent NQR result under P at $x = 0.02$ has revealed that the AFM order is suppressed and the HF superconductivity with the line-node gap is recovered at $P = 0.56$ GPa as seen in Fig. 5 [34]. These results indicate that the AFM order in $\text{Ce}_{0.975}$ is driven by some disorder effect that destroys the superconductivity. By contrast, the AFM order at $x = 0.02$ is primarily due to the lattice expansion. Therefore, the magnetic order can coexist with the superconductivity without destroying it.

The AFM and SC phases that emerge in the shaded

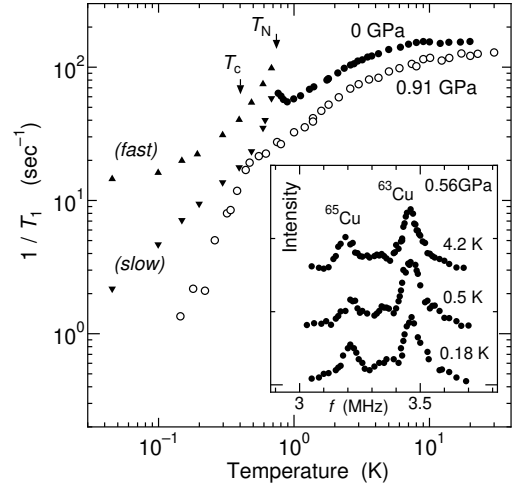


FIG. 5: Temperature dependence of $1/T_1$ at 0 and 0.91 GPa at $x = 0.02$ in $\text{CeCu}_2(\text{Si}_{1-x}\text{Ge}_x)_2$. Since $1/T_1$ is not by single component at 0 GPa below T_N , both the fast and slow relaxation components are plotted. The inset shows NQR spectra at 0.56 GPa, indicative of no hyperfine broadening due to an onset of AFM ordering.

zone including in $0 < P < 0.2$ GPa in Fig. 4 may be new states of matter. In the literature [17], in fact, we have proposed that the microscopic coexistence of AFM and SC phase in the slightly Ge substituted compounds, and the magnetic field-induced phase A that was revealed in the P range $0 < P < 0.2$ GPa are accounted for on the basis of the SO(5) theory that unifies superconductivity and antiferromagnetism. [17, 18] The present results have revealed, we believe, that the magnetic critical point is located near $x = 0$ and the marginal AFM state existing in $0 < x < 0.06$ below T_c may be identified as a collective magnetic mode in the coexisting phase, whereas it in $0 < P < 0.2$ GPa turns out to be competitive with the onset of SC phase at $H = 0$ [8, 10, 13, 14]. This latter fact is relevant to the emergence of a H -induced first-order like SC to magnetic phase A transition [8, 13, 14]. Concerning the interplay between magnetism and superconductivity, we would propose that the marginal AFM state in the SC state at $x = 0$ may correspond to a pseudo Goldstone mode due to the broken SO(5) symmetry, and to the gapless magnetic excitations due to the broken spin symmetry in the coexisting state in the range of $0 < x < 0.06$. Due to the closeness to the magnetic critical point, the marginal AFM state in the SC state should be such a gapped mode that is characterized by extremely tiny excitation energy. We thus believe that this SO(5) model could shed light on the intimate interplay between magnetism and superconductivity in CeCu_2Si_2 that is the long-standing issue over a decade. In order to get further insight into the marginal AFM state and the sudden emergence of AFM order that both coexist with the superconductivity, extensive NQR experiments for Ge-doped system under pressure are now in progress.

VI. CONCLUSION

In CeRhIn_5 that is already in the itinerant magnetic regime at $P = 0$, T_N slightly increases with P at lower pressures which is in accordance with the previous report [4]. However, T_N starts to decrease above $P = 1.23$ GPa approaching the critical value at which superconductivity sets in. At the same time, the pseudogap behavior emerges. By contrast, in CeIn_3 , the localized magnetic character is robust against the application of P up to 1.9 GPa, beyond which T , which marks an evolution into an itinerant magnetic regime, increases rapidly. We remark that the SC emerges in such the itinerant regime. The window for the 3D-AF fluctuation regime in CeIn_3 is much narrower than in CeRhIn_5 . These results suggest that the different robustness of the spin fluctuations regime against P should be taken into account in explaining the difference of T_c in CeRhIn_5 and CeIn_3 .

In CeCu_2Si_2 , once its lattice parameter of $x = 0$ is slightly expanded, the AFM order sets in at $T_N = 0.7$ K, followed by the onset of superconductivity below $T_c = 0.5$ K. This sudden emergence of AFM order due to the slight 1% Ge substitution reinforces the existence of the marginal AFM state in the undoped $\text{Ce}_{0.99}\text{Cu}_{2.02}\text{Si}_2$ ($x = 0$) where slowly fluctuating AFM waves propagate over a long distance. The measurement of the NQR spectrum below T_N is a most reliable way to exclude the presence

of phase segregation between a paramagnetic SC and an AFM region. It is remarkable that when T_N approaches T_c at the magnetic critical point ($x = 0$), the AFM order suddenly disappears, indicative of a first-order like transition in the magnetic phase, in contrast with the robustness of the SC one.

The $1/T_1$ result, that does not show any significant reduction below T_c , has demonstrated that the SC state coexisting with the AFM order differs from that with the line-node gap. It reveals that the magnetic excitations are gapless due to the coexistence of AFM and SC phase. Apparently, the fact that both the marginal AFM state and the AFM order can continue to coexist with the superconductivity strongly suggests that both the magnetism and the superconductivity has a common mechanism.

Acknowledgements

We thank A. Koda, W. Higemoto, and R. Kadono for valuable discussions on SR results. This work was supported by the COE Research (10CE2004) in Grant-in-Aid for Scientific Research from the Ministry of Education, Culture, Sports, Science and Technology of Japan. One of the authors (Y. Kawasaki) has been supported by JSPS Research Fellowships for Young Scientists.

-
- [1] D. Jaccard et al., Phys. Lett. 163A (1992) 475.
 - [2] N. D. Mathur et al., Nature 394 (1998) 39.
 - [3] F. M. Grosche et al., Physica B 224 (1996) 50; J. Flouquet, unpublished.
 - [4] H. Hegger et al., Phys. Rev. Lett. 84 (2000) 4986.
 - [5] S. S. Saxena et al., Nature 604 (2000) 587.
 - [6] H. Nakamura et al., J. Mag. Mag. Matter. 76 & 77 (1988) 517.
 - [7] Y. J. Uemura et al., Phys. Rev. B 39 (1989) 4726.
 - [8] G. B. Nils et al., Phys. Rev. Lett. 72 (1994) 1754.
 - [9] K. Ishida et al., Phys. Rev. Lett. 82 (1999) 5353.
 - [10] Y. Kawasaki et al., Phys. Rev. B 63 (2001) 14501.
 - [11] A. W. Hunt et al., Phys. Rev. Lett. 82 (1999) 4300.
 - [12] N. J. Curro et al., Phys. Rev. Lett. 85 (2000) 642.
 - [13] F. Steglich et al., J. Phys.: Condens. Matter 8 (1996) 9909.
 - [14] P. Gegenwart et al., Phys. Rev. Lett. 81 (1998) 1501.
 - [15] T. Moriya, and T. Takimoto, J. Phys. Soc. Jpn. 60 (1992) 2122.
 - [16] O. Trovarelli et al., Phys. Rev. B 56 (1997) 678.
 - [17] Y. Kitaoka et al., J. Phys.: Condens. Matter 13 (2001) L79.
 - [18] S. C. Zhang, Science 275 (1997) 1089.
 - [19] A. Koda et al., submitted to Phys. Rev. Lett (2001).
 - [20] T. Mito et al., Phys. Rev. B 63 (2001) 220507(R).
 - [21] P. Morin et al., J. Low Temp. Physics 70 (1988) 377.
 - [22] I. R. Walker et al., Physica C 282-287 (1997) 303.
 - [23] Y. Kohori et al., Physica B 281 & 282 (2000) 12.
 - [24] T. Muramatsu et al., submitted to J. Phys. Soc. Jpn (2001).
 - [25] S. Kawasaki et al., submitted to Phys. Rev. Lett (2001).
 - [26] For review see, T. Timusk and B. Statt, Rep. Prog. Phys. 62 (1999) 61.
 - [27] Wei Bao et al., cond-mat/0102503.
 - [28] T. Mito et al., unpublished.
 - [29] F. Thomas et al., Physica B 186-188 (1993) 303.
 - [30] K. Miyake et al., Phys. Rev. B 34 (1986) 6554; M. T. Beal-Monod et al., ibid. 34 (1986) 7716; D. Scalapino et al., ibid. 34 (1986) 8196; P. Monthoux and D. Pines, 47 (1993) 6069; T. Mori and K. Ueda, J. Phys. Soc. Jpn. 63 (1994) 1871.
 - [31] P. Monthoux and G. G. Lonzarich, Phys. Rev. B 59, 14598 (1999); ibid. 63, 054529 (2001).
 - [32] A. L. Cornelius et al., Phys. Rev. B 62 (2000) 14181.
 - [33] C. Petrovic et al., Europhys. Lett. 53 (2001) 354.
 - [34] Y. Kawasaki et al., submitted to Phys. Rev. B.
 - [35] Y. Kitaoka et al., Physica B 206-207 (1995) 55.
 - [36] C. Geibel et al., Z. Phys. B 84 (1991) 1.
 - [37] N. Sato et al., J. Phys. Soc. Jpn. 66 (1997) 2981.
 - [38] N. Metoki et al., J. Phys. Soc. Jpn. 66 (1997) 2560.
 - [39] H. Tou et al., J. Phys. Soc. Jpn. 64 (1995) 725.
 - [40] K. Matsuda, Y. Kohori, and T. Kohara, Phys. Rev. B 55 (1997) 15223.
 - [41] R. Caspar et al., Phys. Rev. Lett. 71 (1993) 2146.
 - [42] S. Yotsuhashi, H. Kusunose, and K. Miyake, J. Phys. Soc. Jpn. 70 (2001) 186.
 - [43] R. M. Odler et al., Physica B 206-207 (1995) 586.
 - [44] Y. Kawasaki et al., Physica B 281-282 (2000) 14.