

Oxygen-isotope effect on the in-plane penetration depth in underdoped $Y_{1-x}Pr_xBa_2Cu_3O_7$ as revealed by muon-spin rotation

R. Khasanov^(1,2), A. Shengelaya⁽¹⁾, K. Conder⁽³⁾, E. Morenzoni⁽²⁾, I. M. Savic⁽⁴⁾, and H. Keller⁽¹⁾

⁽¹⁾ Physik-Institut der Universität Zürich, CH-8057 Zürich, Switzerland

⁽²⁾ Paul Scherrer Institut, CH-5232 Villigen PSI, Switzerland

⁽³⁾ Laboratory for Neutron Scattering, ETH Zürich and PSI Villigen, CH-5232 Villigen PSI, Switzerland

⁽⁴⁾ Faculty of Physics, University of Belgrade, 11001 Belgrade, Yugoslavia

The oxygen-isotope ($^{16}O/^{18}O$) effect (OIE) on the in-plane penetration depth $\lambda_{ab}(0)$ in underdoped $Y_{1-x}Pr_xBa_2Cu_3O_7$ was studied by muon-spin rotation. A pronounced OIE on $\lambda_{ab}(0)$ was observed with a relative isotope shift of $\frac{\lambda_{ab}^{16}(0) - \lambda_{ab}^{18}(0)}{\lambda_{ab}^{18}(0)} = 5(2)\%$ for $x = 0.3$ and $-9(2)\%$ for $x = 0.4$. It arises mainly from the oxygen-mass dependence of the in-plane effective mass m_{ab} . The OIE exponents of T_c and of $\lambda_{ab}(0)$ exhibit a relation that appears to be generic for cuprate superconductors.

PACS numbers: 76.75.+i, 74.72.-h, 82.20.Tr, 71.38

The pairing mechanism responsible for high-temperature superconductivity remains elusive in spite of the fact that many models have been proposed since its discovery. A fundamental question is whether lattice effects are relevant for the occurrence of high-temperature superconductivity. In order to clarify this point a large number of isotope-effect studies were performed since 1987 [1]. The first oxygen-isotope effect (OIE) studies on the transition temperature T_c were performed on optimally doped samples, showing no significant isotope shift [2]. However, later experiments revealed a small but finite dependence of T_c on the oxygen-isotope mass M_O [3, 4, 5, 6], as well as on the copper-isotope mass M_{Cu} [7, 8]. Moreover, a general trend in the dependence of the OIE exponent $\alpha_O = d \ln T_c / d \ln M_O$ on the doping level was found which appears to be generic for all cuprate superconductors [1, 5, 8, 9, 10]: In the underdoped region α_O is large, even exceeding the conventional BCS-value $\alpha_O = 0.5$ and becomes small in the optimally doped and overdoped regime.

There is increasing evidence that a strong electron-phonon coupling is present in cuprate superconductors, which may lead to the formation of polarons (bare charge carriers accompanied by local lattice distortions) [11, 12]. One way to test this hypothesis is to demonstrate that the effective mass of the supercarriers m^* depends on the mass M of the lattice atoms. This is in contrast to conventional BCS superconductors, where only the 'bare' charge carriers condense into Cooper pairs, and m^* is essentially independent of M . For cuprate superconductors (clean limit) the in-plane penetration depth λ_{ab} is simply given by $\lambda_{ab}^2(0) / n_s = m_{ab}$, where n_s is the superconducting charge carrier density, and m_{ab} is the in-plane effective mass of the superconducting charge carriers. This implies that the OIE on λ_{ab} is due to a shift in n_s and/or

m_{ab} :

$$\frac{\lambda_{ab}^{16}(0) - \lambda_{ab}^{18}(0)}{\lambda_{ab}^{18}(0)} = \frac{n_s^{16} - n_s^{18}}{n_s^{18}} = \frac{m_{ab}^{16} - m_{ab}^{18}}{m_{ab}^{18}} \quad (1)$$

Therefore a possible mass dependence of m_{ab} can be tested by investigating the isotope effect on λ_{ab} , provided that the contribution of n_s to the total isotope shift is known.

Previous OIE studies of the penetration depth in $YBa_2Cu_3O_7$ [13], $La_{2-x}Sr_xCuO_4$ [10, 14, 15], and $Bi_{1.6}Pb_{0.4}Sr_2Ca_2Cu_3O_{10+}$ [16] indeed showed a pronounced oxygen-mass dependence on the supercarrier mass. However, in all these experiments the penetration depth was determined indirectly from the onset of magnetization [13, 16], from the Meissner fraction [10, 14], and from magnetic torque measurements [15]. The muon-spin rotation (SR) technique is a direct and accurate method to determine the penetration depth in type II superconductors. In this Letter, we report SR measurements of in-plane penetration depth λ_{ab} in underdoped $Y_{1-x}Pr_xBa_2Cu_3O_7$ ($x = 0.3$ and 0.4) with two different oxygen isotopes (^{16}O and ^{18}O). A large OIE on λ_{ab} was observed which mainly arises from the oxygen-mass dependence of m_{ab} .

Polycrystalline samples of $Y_{1-x}Pr_xBa_2Cu_3O_7$ ($x = 0.3$ and $x = 0.4$) were prepared by standard solid state reaction [17]. Oxygen isotope exchange was performed during heating the samples in $^{18}O_2$ gas. In order to ensure the same thermal history of the substituted (^{18}O) and not substituted (^{16}O) sample, two experiments (in $^{16}O_2$ and $^{18}O_2$) were always performed simultaneously. The exchange and back exchange processes were carried out at $600^\circ C$ during 25 h, and then the samples were slowly cooled ($20^\circ C/h$) in order to oxidize them completely. The ^{18}O content in the samples, as determined from a change of the sample weight after the isotope exchange, was found to be $78(2)\%$ for both samples. The total oxygen content of the samples was deter-

mined using high-accuracy volumetric analysis [17]. To examine the quality of the samples low-field (1 mT, field-cooled) SQUID magnetization measurements were performed (see Fig. 1). For both concentrations the T_c onset for the ^{16}O samples was higher than for ^{18}O with nearly the same transition width. An oxygen back exchange of the ^{18}O sample ($x = 0.4$) resulted within error in almost the same magnetization curve as for the ^{16}O sample, confirming that the back exchange is almost complete. The results of the OIE on T_c are summarized in Table I. Taking into account an isotope exchange of 78%, we found $\rho_o = 0.22(4)$ for $x = 0.3$ and $\rho_o = 0.37(5)$ for $x = 0.4$, in agreement with previous results [9, 18].

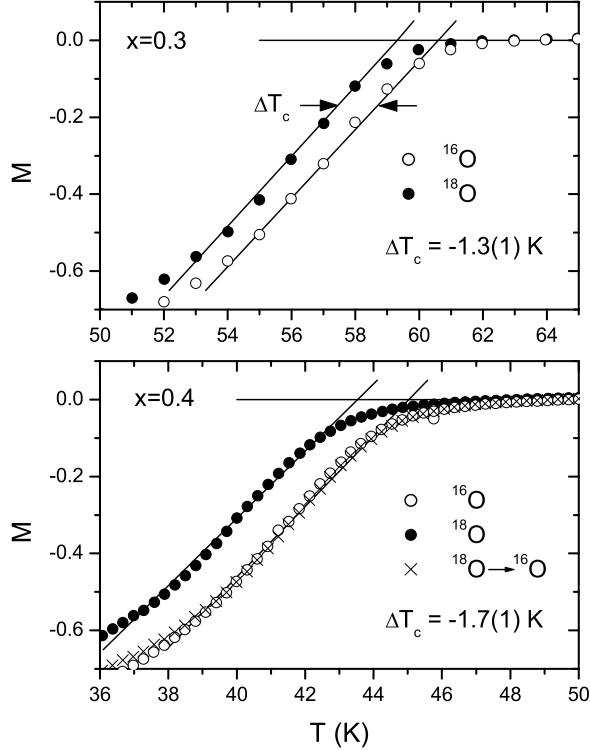


FIG. 1: Section near T_c of the low-field (1 mT, field-cooled) magnetization curves (normalized to the value at 10 K) for $\text{Y}_{1-x}\text{Pr}_x\text{Ba}_2\text{Cu}_3\text{O}_7$ ($x = 0.3$ and 0.4).

The SR experiments were performed at the Paul Scherrer Institute (PSI), Switzerland, using the M3 SR facility. The samples consisted of sintered pellets (12 mm in diameter, 3 mm thick) which were mounted on a Fe_2O_3 sample holder in order to reduce the background from muons not stopping in the sample. The polycrystalline $\text{Y}_{1-x}\text{Pr}_x\text{Ba}_2\text{Cu}_3\text{O}_7$ samples were cooled from far above T_c in a magnetic field of 200 mT perpendicular to the sample disk. Time-differential SR spectroscopy was employed, from which one can deduce the probability distribution of the local magnetic field $p(B)$ of the vortex state by measuring the time evolution of the muon-spin polarization [19]. In a powder sample the magnetic penetration depth can be extracted from the

muon-spin depolarization rate $(T) / 1 = {}^2(T)$, which probes the second moment $B^2_{i1=2}$ of $p(B)$ in the fixed state [19, 20]. For highly anisotropic layered superconductors (like the cuprate superconductors) is mainly determined by the in-plane penetration depth λ_{ab} [20]: $(T) / 1 = {}^2_{ab}(T) / n_s = m_{ab}$:

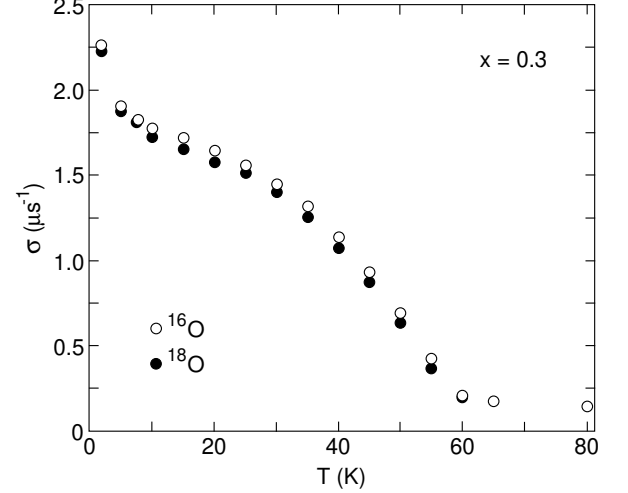


FIG. 2: Temperature dependence of the SR depolarization rate of $\text{Y}_{1-x}\text{Pr}_x\text{Ba}_2\text{Cu}_3\text{O}_7$ for $x = 0.3$, measured in a field 200 mT (field-cooled).

The depolarization rate was extracted from the SR time spectra using a Gaussian relaxation function $R(t) = \exp[-t^2/2]$. Figure 2 shows the temperature dependence of the measured for the $\text{Y}_{1-x}\text{Pr}_x\text{Ba}_2\text{Cu}_3\text{O}_7$ samples with $x = 0.3$. Similar results were obtained for the samples with $x = 0.4$. It is evident that the values of for ^{18}O are systematically lower than those for ^{16}O . As expected for a type II superconductor in the fixed state, continuously increases below T_c with decreasing temperature [20]. The sharp increase of below 10 K is due to antiferromagnetic ordering of the Cu(2) moments [21]. Above T_c a small temperature independent depolarization rate $n_m \approx 0.15 \text{ s}^{-1}$ is seen, arising from the nuclear magnetic moments of Cu and Pr. Therefore, the total is determined by three contributions: a superconducting (σ_{sc}), an antiferromagnetic (σ_{afm}), and a small nuclear magnetic dipole (σ_{nm}) contribution. Because σ_{afm} is only present at low temperatures, data points below 10 K were not considered in the analysis. The superconducting contribution σ_{sc} was then determined by subtracting σ_{nm} measured above T_c from σ . In Fig. 3 we show the temperature dependence of σ_{sc} for the $\text{Y}_{1-x}\text{Pr}_x\text{Ba}_2\text{Cu}_3\text{O}_7$ samples with $x = 0.3$ and 0.4 . It is evident that for both concentrations a remarkable oxygen isotope shift on T_c as well as on σ_{sc} is present.

The data in Fig. 3 were fitted to the power law $\sigma_{sc}(T) = \sigma_{sc}(0) = 1 - (T/T_c)^n$ [20] with $\sigma_{sc}(0)$ and n as free parameters, and T_c fixed. The values of T_c were taken from the magnetization measurements (see Table I). The

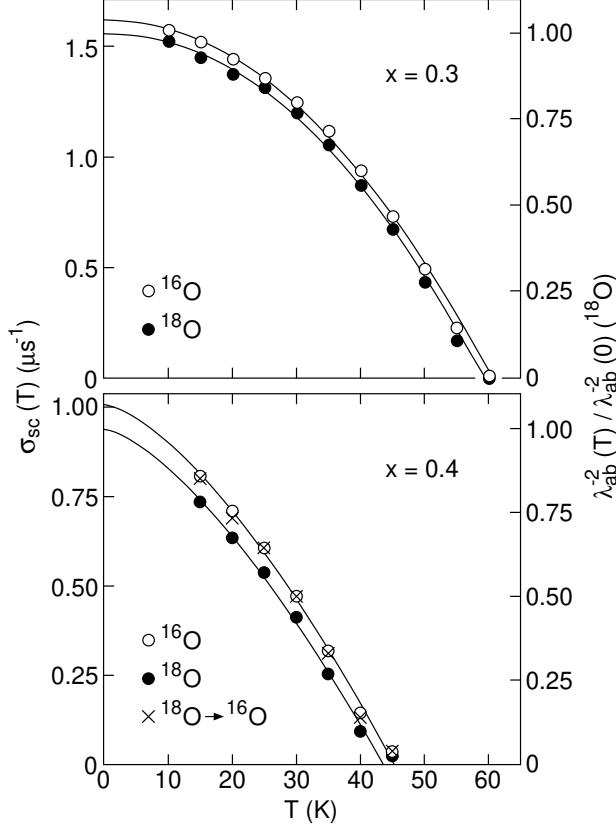


FIG. 3: Temperature dependence of depolarization rate σ_{sc} in $Y_{1-x}Pr_xBa_2Cu_3O_7$ for $x = 0.3$ and 0.4 (200 mT, eld-cooled). On the right axis the normalized in-plane penetration depth $\lambda_{ab}^2(T) = \lambda_{ab}^2(0) (^{18}O)$ is plotted for comparison with Ref. [15]. The solid lines correspond to fits to the power law $\sigma_{sc}(T) = \sigma_{sc}(0) = 1 - (T/T_c)^n$.

values of $\sigma_{sc}(0)$ obtained from the fits are listed in Table I and are in agreement with previous results [21]. The exponent n was found to be $n = 2.0(1)$ for $x = 0.3$ and $n = 1.5(1)$ for $x = 0.4$, which is typical for underdoped YBCO [20]. Moreover, n is within error the same for ^{16}O and ^{18}O . This implies that σ_{sc} has nearly the same temperature dependence for the two isotopes (see Fig. 3). In order to proof that the observed OIE on $\lambda_{ab}(0)$ are intrinsic, the ^{18}O sample with $x = 0.4$ was back exchanged ($^{18}O \rightarrow ^{16}O$). As seen in Fig. 3, the data points of this sample (cross symbols) indeed coincide with those of the ^{16}O sample. From the values of $\sigma_{sc}(0)$ listed in Table I the relative isotope shift of the in-plane penetration depth $\frac{\lambda_{ab}^2(0) = \lambda_{ab}^2(0)}{\lambda_{ab}^2(0)} = [\frac{\lambda_{ab}^2(0)}{\lambda_{ab}^2(0)} - \frac{\lambda_{ab}^2(0)}{\lambda_{ab}^2(0)}] = \frac{\lambda_{ab}^2(0)}{\lambda_{ab}^2(0)}$ was determined. Taking into account an isotope exchange of 78%, one finds $\frac{\lambda_{ab}^2(0) = \lambda_{ab}^2(0)}{\lambda_{ab}^2(0)} = \frac{\lambda_{ab}^2(0)}{\lambda_{ab}^2(0)} = 5(2)\%$ and $-9(2)\%$ for $x = 0.3$ and 0.4 , respectively (Table I). For the OIE exponent $\phi_0 = d \ln \lambda_{ab}^2(0) / d \ln m_0$, one readily obtains $\phi_0 = 0.38(12)$ for $x = 0.3$ and $\phi_0 = 0.71(14)$ for $x = 0.4$ (Table I). This means that in underdoped $Y_{1-x}Pr_xBa_2Cu_3O_7$ the OIE on λ_{ab}^2 as well as on T_c increase with increasing Pr doping x (decreas-

TABLE I: Summary of the OIE results for $Y_{1-x}Pr_xBa_2Cu_3O_7$ extracted from the experimental data (see text for an explanation).

x	^{16}O		^{18}O		ϕ_0	$\frac{\lambda_{ab}^2(0)}{\lambda_{ab}^2(0)}$	
	T_c	$\sigma_{sc}(0)$	T_c	$\sigma_{sc}(0)$		$\frac{\lambda_{ab}^2(0)}{\lambda_{ab}^2(0)}$	ϕ_0
	[K]	[s ⁻¹]	[K]	[s ⁻¹]		[%]	
0.3	60.6(1)	1.63(2)	59.3(1)	1.57(2)	0.22(4)	-5(2)	0.38(12)
0.4	45.3(1)	1.01(2)	43.6(1)	0.94(2)	0.37(5)	-9(2)	0.71(14)
0.4	45.1(1) ^a	1.01(4) ^a					

^a results for the back-exchange ($^{18}O \rightarrow ^{16}O$) sample

ing T_c). This finding is in excellent agreement with the recent magnetic torque measurements on underdoped $La_{2-x}Sr_xCuO_4$ [15].

According to Eq. (1) the observed $\frac{\lambda_{ab}^2(0)}{\lambda_{ab}^2(0)} = \frac{\lambda_{ab}^2(0)}{\lambda_{ab}^2(0)}$ is due to a shift of n_s and/or m_{ab} . For $La_{2-x}Sr_xCuO_4$ several independent experiments [10, 14, 15] have shown that the change of n_s during the exchange procedure is negligibly small. In the present work we provide further evidence: (i) The fully oxygenated $Y_{1-x}Pr_xBa_2Cu_3O_7$ samples (^{16}O) were all prepared under identical conditions, either in a $^{16}O_2$ or $^{18}O_2$ atmosphere [17], and the Pr content x did not change. It is very unlikely that n_s changes significantly upon ^{18}O substitution, and after the back-exchange ($^{18}O \rightarrow ^{16}O$) the same results are obtained (see Figs. 1, 3 and Table I). (ii) According to a model [22] that describes the suppression of T_c in $Y_{1-x}Pr_xBa_2Cu_3O_7$, the number of supercarriers decreases linearly with increasing x in the range of $0.05 < x < 0.5$, and consequently $n_s = n_s - x$. Moreover, for $0.1 < x < 0.5$ the transition temperature T_c decreases linearly with x , with $T_c = x' - 150$ K/Pr atom [9]. Combining these two relations one obtains: $T_c' - 150 = x' - n_s = n_s$. Assuming that the observed OIE on λ_{ab}^2 is only due to a change of n_s ($m_{ab} = m_{ab}'$), one can estimate the corresponding shift of T_c . For $x = 0.3$ and $x = 0.4$ one finds $T_c' = 1.8(4)$ K and $4.2(6)$ K, respectively. The experimental values, however, are much lower (see Fig. 1): $T_c = 1.3(1)$ K ($x = 0.3$) and $T_c = 1.7(1)$ K ($x = 0.4$). We thus conclude that any change in n_s during the exchange procedure must be small, and that the change of λ_{ab} is mainly due to the OIE on the in-plane effective mass m_{ab} with $m_{ab} = m_{ab}' - 5(2)\%$ and $9(2)\%$ for $x = 0.3$ and $x = 0.4$, respectively. This implies that the effective supercarrier mass m_{ab} in this cuprate superconductor depends on the oxygen mass of the lattice atoms, which is not expected for a conventional phonon-mediated BSC superconductor.

In Fig. 4 the exponent ϕ_0 versus the exponent ϕ_0 for $Y_{1-x}Pr_xBa_2Cu_3O_7$ is plotted. For comparison we also included the recent magnetic torque results of underdoped $La_{2-x}Sr_xCuO_4$ [15]. It is evident that these

exponents are linearly correlated: $\alpha_0 = A \alpha_0 + B$. A best fit yields $A = 1.8(4)$ and $B = 0.01(12)$, so that $\alpha_0 \propto \alpha_0$. This empirical relation appears to be generic for cuprate superconductors. Quantitatively one can understand this behavior in terms of an empirical relation between T_c and the SR depolarization rate $\alpha_{sc}(0)$ [23, 24]. It was shown [24] that for most families of cuprate superconductors the simple parabolic relation $T_c = 2^{-1}(1 - \alpha_{sc}^2)$ describes the experimental data rather well (here $T_c = T_c^m$, $\alpha_{sc} = \alpha_{sc}^m(0)$, and T_c^m and $\alpha_{sc}^m(0)$ are the transition temperature and depolarization rate of the optimally doped system). Using this parabolic Ansatz, one readily obtains the linear relation between α_0 and α_0 : $\alpha_0 = \alpha_0 = 1 + 1/2 [(1 - T_c^m)/(T_c^m)]^{1/2} = (1 - T_c^m)^{1/2}$. In the heavily underdoped regime

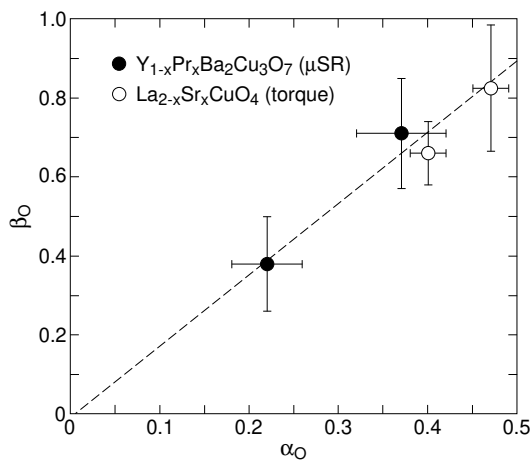


FIG. 4: Plot of the OIE exponents α_0 versus α_0 for $Y_{1-x}Pr_xBa_2Cu_3O_7$ ($x = 0.3$ and 0.4) and $La_{2-x}Sr_xCuO_4$ ($x = 0.80$ and 0.86) from [15]. The dashed line represents a best fit to the empirical relation $\alpha_0 = A \alpha_0 + B$.

($T_c \neq 0$) $\alpha_0 = \alpha_0 \neq 1$. For the underdoped samples shown in Fig. 4 the reduced critical temperature T_c is in the range 0.5 to 0.7, yielding $\alpha_0 = \alpha_0 = 1.2$ – 1.4 , in agreement with $A = 1.8(4)$ obtained from the experimental data. Very recently, it was pointed out [25] that the unusual doping dependence of the OIE on T_c and on $\alpha_{ab}^2(0)$ naturally follows from the doping driven 3D–2D crossover and the 2D quantum superconductor to insulator transition in the underdoped limit. It is predicted that in the underdoped regime $\alpha_0 = \alpha_0 \neq 1$, which is consistent with the parabolic Ansatz.

In summary, we performed SR measurements of the in-plane penetration depth α_{ab} in underdoped $Y_{1-x}Pr_xBa_2Cu_3O_7$ ($x = 0.3; 0.4$) for samples with two different oxygen isotopes (^{16}O and ^{18}O). A pronounced OIE on both the transition temperature T_c and $\alpha_{ab}^2(0)$ was observed, which increases with decreasing T_c . The isotope shift on $\alpha_{ab}^2(0)$ is attributed to a shift in the in-plane effective mass m_{ab} . For $x = 0.3$ and 0.4 we find $m_{ab} = m_{ab} = 5(2)\%$ and $-9(2)\%$, respectively. Furthermore, an empirical relation between the OIE exponents α_0 and α_0 was found that appears to be generic for various classes of cuprate superconductors. The OIE on m_{ab} implies that the superconducting carriers have polaronic character, and that lattice effects play an essential role in the occurrence of high-temperature superconductivity.

We are grateful to G.M. Zhao, T. Schneider, and K.A. Müller for many fruitful discussions and to A. Amato, U. Zimmermann, and D. Herlach from PSI for technical support during the SR experiments. This work was partly supported by the Swiss National Science Foundation.

-
- [1] For a review, see J.P. Franck, in *Physical Properties of High Temperature Superconductors IV*, edited by D.M. Ginsberg (World Scientific, Singapore, 1994), pp. 189–293.
 - [2] B. Batlogg et al., *Phys. Rev. Lett.* 58, 2333 (1987).
 - [3] B. Batlogg et al., *Phys. Rev. Lett.* 59, 912 (1987).
 - [4] M. Cardona et al., *Solid State Commun.* 67, 789 (1988).
 - [5] M.K. Crawford et al., *Phys. Rev. B* 41, 282 (1990).
 - [6] D. Zech et al., *Nature (London)* 371, 681 (1994).
 - [7] J.P. Franck, S.H. Arker, and J.H. Brewer, *Phys. Rev. Lett.* 71, 283 (1993).
 - [8] G.M. Zhao et al., *Phys. Rev. B* 54, 14956 (1996).
 - [9] J.P. Franck, J. Jung, and M.A. K.M. Ohamed, *Phys. Rev. B* 44, 5318 (1991).
 - [10] G.M. Zhao et al., *J. Phys.: Condens Matter* 10, 9055 (1998).
 - [11] A.S. Alexandrov and N.F. Mott, *Int. J. Mod. Phys. B*, 2075 (1994).
 - [12] K.A. Müller, *Physica C* 341–348, 11 (2000).
 - [13] G.M. Zhao and D.E. Morris, *Phys. Rev.* 51, 16487 (1995).
 - [14] G.M. Zhao et al., *Nature (London)* 385, 236 (1997).
 - [15] J. Hofer et al., *Phys. Rev. Lett.* 84, 4192 (2000).
 - [16] G.M. Zhao et al., *Phys. Rev. B* 63, 220506-1 (2001).
 - [17] K. Conder, *Mater. Sci. Eng. R* 32, 41–102 (2001).
 - [18] G.M. Zhao et al., *Phys. Rev. B* 54, 14982 (1996).
 - [19] S.L. Lee, in *Muon Science*, ed. by S.L. Lee, S.H. Kilcoyne, and R. Cywinski, IOP Publishing, Bristol and Philadelphia, pp. 149–171 (1999), and references therein.
 - [20] P. Zimmermann et al., *Phys. Rev. B* 52, 541 (1995).
 - [21] C.L. Seaman et al., *Phys. Rev. B* 42, 6801 (1990).
 - [22] A. Liechtenstein and I. Mazin, *Phys. Rev. Lett.* 74, 1000 (1995).
 - [23] Y. Uemura et al., *Phys. Rev. Lett.* 62, 2317 (1989).
 - [24] T. Schneider and H. Keller, *Phys. Rev. Lett.* 69, 3374 (1992).
 - [25] T. Schneider and H. Keller, *Phys. Rev. Lett.* 86, 4899 (2001).