

# Quantum Spin dynamics of the Bilayer Ferromagnet $\text{La}_{1.2}\text{Sr}_{1.8}\text{Mn}_2\text{O}_7$

Nic Shannon

Max-Planck-Institut für Physik komplexer Systeme, Nothnitzer Str. 38, 01187 Dresden,  
Germany.

Tapan Chatterji

Institut Laue-Langevin, BP 156, 38042 Grenoble Cedex 9, France

Fatiha Oudni

Institut für Theoretische Physik III, Universität Stuttgart, Pfaffenwaldring 57, D-70550 Stuttgart,  
Germany.

Peter Thalmeier

Max-Planck-Institut für chemische Physik fester Stoffe, Nothnitzer Str. 40, 01187 Dresden,  
Germany.

(April 14, 2024)

## Abstract

We construct a theory of spin wave excitations in the bilayer manganite  $\text{La}_{1.2}\text{Sr}_{1.8}\text{Mn}_2\text{O}_7$  based on the simplest possible double-exchange model, but including leading quantum corrections to the spin wave dispersion and damping. Comparison is made with recent inelastic neutron scattering experiments. We find that quantum effects account for some part of the measured damping of spin waves, but cannot by themselves explain the observed softening of spin waves at the zone boundary. Furthermore a doping dependence of the total spin wave dispersion and the optical spin wave gap is predicted.

PACS 75.30.DS, 75.25.+z

Typeset using REVTeX

## I. INTRODUCTION

The colossal magnetoresistance (CMR) manganites, of which perhaps the best known is  $\text{La}_{1-x}\text{Ca}_x\text{MnO}_3$ , have been challenging the theoretical understanding of the way in which magnetism and metallic behaviour coexist for more than fifty years. These materials are difficult to describe for precisely the very same reason that they are interesting; namely that they exhibit a complex interplay between lattice, charge, orbital and spin degrees of freedom. This gives rise to a very rich phase diagram, exhibiting different magnetic, orbital and charge orders, and both metallic and insulating behaviour as a function of temperature, pressure, applied field and doping<sup>1,2,4</sup>. Even within the "simple" low temperature ferromagnetic phase, the mechanism for the metal-insulator transition which occurs as ferromagnetic order breaks down remains controversial.

The CMR manganites share a layered perovskite structure with the even more widely studied high-temperature (HTc) superconductors; they may be synthesised with one, two, three (or many), neighbouring conducting planes. The materials most frequently discussed are the three dimensional "infinite layer" compounds, which have equally spaced planes and are approximately cubic in symmetry. Here we will construct a theory for ferromagnetism in  $\text{La}_{2-2x}\text{Sr}_{1+2x}\text{Mn}_2\text{O}_7$  and discuss results especially for  $x=0.4$ . In this bilayer compound planes of magnetic Mn atoms in  $\text{MnO}_6$  octahedra are grouped in well separated pairs. The small spin wave dispersion found empirically perpendicular to these planes provides us with a justification for considering, as a first approximation, only a single pair of planes i.e. a single ferromagnetic bilayer with moments lying in the  $ab$  plane<sup>3,4</sup>. The  $T$ - $x$  phase diagram and evolution of magnetic structure with doping has been reported in<sup>5,8</sup> and a FM phase persists in the range  $0.3 < x < 0.4$ . For larger doping an intra-bilayer canting of moments appears and the charge ordered stoichiometric compound ( $x=0.5$ )  $\text{LaSr}_2\text{Mn}_2\text{O}_7$  is an AF insulator. Here we will concentrate on predictions for the spin wave dispersion and damping of FM bilayer manganites which have been measured by inelastic neutron scattering<sup>8,14</sup>. Calculation of the spin wave damping requires going beyond the usual semi-classical picture used to describe spin wave excitations in the manganites to include quantum effects. In Section II we present a minimal model of a bilayer manganite based on Zener's double exchange (DE) mechanism<sup>17,18</sup>. A fully quantum mechanical large  $S$  expansion of this model is developed, following a recently introduced operator expansion method<sup>19,20</sup>. Predictions for the dispersion of the optical and acoustic spin wave modes of a double exchange bilayer, their doping dependence together with their damping, are made in Section III. A comparison with experimental data for  $\text{La}_{1.2}\text{Sr}_{1.8}\text{Mn}_2\text{O}_7$  is made in Section IV. This comparison provides a test of how well the DE model describes FM in CMR materials when quantum effects are included. We conclude in Section V with a discussion of the implications of our results for the theory of ferromagnetism in CMR manganites.

## II. THE MODEL HAMILTONIAN

In this section we consider  $\text{La}_{1.2}\text{Sr}_{1.8}\text{Mn}_2\text{O}_7$ , as a concrete example of a bilayer DE system, and derive a model Hamiltonian for a single  $\text{La}_{1.2}\text{Sr}_{1.8}\text{Mn}_2\text{O}_7$  bilayer starting from Zener's DE mechanism, in the limit where the strength of the Hund's rule coupling is taken to be

in nite. The comparison of the predictions of this model with experimental data in Section IV therefore provide a test of how well the DE model describes FM in CMR materials. The crystal structure of  $\text{La}_{2-2x}\text{Sr}_{1+2x}\text{Mn}_2\text{O}_7$  belongs to the space group  $I4/mmm$  with a body centred tetragonal conventional unit cell that contains two distorted  $\text{MnO}_6$  octahedra as basis whose distortion depends on doping<sup>5;6</sup>. The lattice constants are  $a = 3.87 \text{ \AA}$  and  $c = 20.14 \text{ \AA}$ . The intra-bilayer spacing  $d'$  is much smaller than the distance  $D = 6.2 \text{ \AA}$  between two adjacent bilayers. Therefore bilayers are well separated, and the spin wave spectrum measured by inelastic neutron scattering indeed shows a very small dispersion of about  $0.4 \text{ meV}$  in the direction perpendicular to the planes<sup>9;16</sup>. For this reason we will neglect coupling between the planes entirely, and model  $\text{La}_{1.2}\text{Sr}_{1.8}\text{Mn}_2\text{O}_7$  in terms of a single pair of layers. Within a given bilayer, both magnetism and metallic behaviour originate in the  $\text{Mn d}$  electrons.  $\text{Mn } t_{2g}$  orbitals are exactly half filled, and form a spin  $S=2$  local moment because of strong Hund's rule coupling. This local moment couples to itinerant electron  $e_g$  orbitals through a similar Hund's rule exchange interaction. In the metallic phases of the manganites, electrons in  $e_g$  orbitals delocalise by hopping between  $\text{Mn}$  atoms through intermediate  $\text{O } 2p$  orbitals – a process named "double exchange" by Zener<sup>17</sup>. This delocalisation of the  $e_g$  electrons stabilises FM order among the  $t_{2g}$  spins, since both are strongly coupled by Hund's rule interaction, and the  $e_g$  electrons will have the maximum kinetic energy if all  $t_{2g}$  spins are aligned.

In the bilayer compounds the  $\text{MnO}_6$  octahedra show a doping dependent pronounced Jahn-Teller (JT) distortion<sup>5;6</sup>, therefore  $\text{Mn}^{3+}$  site symmetry is no longer cubic and a crystalline electric field (CEF) splitting of  $e_g$  ( $d_{3z^2-r^2}, d_{x^2-y^2}$ ) states ensues. The influence of this splitting on the stability of magnetic phases was investigated by Okamoto et al.<sup>6</sup>. The  $e_g$  splitting energy is generally smaller than the inter-site in-plane hopping  $t$  and therefore in the FM ground state the orbital state is of uniformly mixed  $d_{3z^2-r^2}/d_{x^2-y^2}$  character. In this case orbital degrees of freedom do not appear explicitly in the Hamiltonian but the degree of admixture determines the ratio of interlayer ( $t_z$ ) to intra-layer hopping ( $t$ ) of the effective single band (orbital) Hamiltonian which is then given by

$$H_{DE} = \sum_{\langle ij \rangle} t \sum_{\sigma} c_{i\sigma}^\dagger c_{j\sigma} + \sum_i t_z \sum_{\sigma} c_{i1\sigma}^\dagger c_{i2\sigma} + \text{h.c.} - \frac{J_H}{2} \sum_i S_i \sigma_i^y \sim c_i \quad (1)$$

where  $c_{i\sigma}^\dagger$  is the creation operator for an  $e_g$  electron on site  $i$  of plane  $\sigma = f1;2g$  with spin  $\sigma = f\uparrow;\downarrow g$ . The components of the operator  $\sim$  are Pauli matrices, and  $S_i$  is the spin operator for the  $t_{2g}$  electrons on that site. The on-site exchange  $J_H$  parameterises Hund's rule coupling, and the sum  $\langle ij \rangle$  runs over nearest neighbours within a plane. Our subsequent DE spin wave analysis will lead to  $t' = 0.175 \text{ eV}$  and  $t_z = 0.1 \text{ eV}$ . This is much smaller than the intra-atomic (Hund's rule) exchange  $J_H = 2 \text{ eV}$  which may be estimated from the splitting of majority and minority spin LDA bands in the stoichiometric ( $x=0.5$ ) compound<sup>21</sup>.

In addition, there may be super-exchange interactions between spins, both within the plane ( $J$ ) and between the two planes of the bilayer ( $J_z$ ). These can be parameterised by

$$H_{EX} = \sum_{\langle ij \rangle} J^X \sum_{\sigma} T_{i\sigma} T_{j\sigma} + \sum_i J_z^X \sum_{\sigma} T_{i1\sigma} T_{i2\sigma} + \text{h.c.} \quad (2)$$

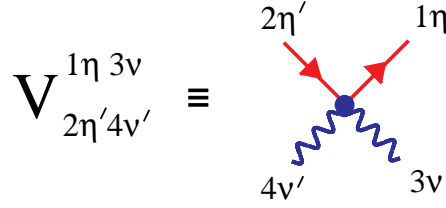


FIG. 1. Convention for labelling vertex for interaction between electrons and spin waves in the limit  $J_H \rightarrow \infty$ . Straight lines correspond to electrons  $f_k$  and wavy lines to spin waves  $a_q$ , where  $k$  and  $q$  are momenta in plane and  $k_z = q_z = 0$ ;  $k_y, q_y$  are the momenta out of plane.

where  $T_i = S_i + 1/2 \sum_{\alpha} c_{i\alpha}^\dagger c_{i\alpha}$  is the total spin operator for both  $t_{2g}$  and  $e_g$   $d$  electrons on the site  $i$ . Exchange integrals in the manifolds can be FM or antiferromagnetic (AF) depending on the details of orbital occupancy and electronic structure.

To evaluate the spectrum, or even to find the ground state of the Hamiltonian Eqn. 1 is a formidable task, but if we assume FM order and treat the length of the local moment  $S$ , and the ratio  $J_H \rightarrow \infty$  as large parameters, we can derive a controlled expansion of the properties of a bilayer ferromagnet. The most direct way of doing this is to work with eigenstates of the Hund's rule coupling term, and to quantize small fluctuations of the total spin operator  $T_i$  using a generalisation of the usual Holstein-Primakoff procedure due to Shannon and Chubukov<sup>20</sup>. This approach will now be extended to the bilayer system. In the limit  $t = J_H \rightarrow \infty$ ,  $t_z = J_H \rightarrow \infty$  we obtain a model in which bosonic fluctuations of the total spin interact with a band of spinless electrons. In this limit it makes sense first to diagonalise the Hund's rule coupling term in the Hamiltonian and then to introduce the hopping of electrons as a "perturbation". We do this following the method introduced in<sup>20</sup> by constructing new Fermi operators  $f^\dagger, f$  and  $p^\dagger, p$  which create eigenstates of the Hund's rule coupling term with eigenvalue  $J_H S = 2$  and  $J_H (S + 1) = 2$ , respectively. The Hund's rule coupling then reads

$$\frac{J_H S}{2} f^\dagger f = 1 + \frac{1}{S} p^\dagger p + \frac{f^\dagger f p^\dagger p}{S} \quad (3)$$

where the sum over sites has been suppressed. In the physically relevant limit  $J_H \rightarrow \infty$ , for less than half filling, we can remove  $p$  Fermions from the problem entirely, and rewrite the kinetic energy term in Eqn. 1 entirely in terms of a band of spinless ( $f$ ) electrons interacting with fluctuations of the total spin parameterised by the Bose operators  $[a, a^\dagger] = 1$ .

To accomplish this transcription of the Hamiltonian it is sufficient to know a few of the leading terms of the inverse transformation between  $c_i$  and  $c_\#$  electron operators, and the new  $f$  operators creating eigenstates of the Hund's rule coupling term

$$c_i = f + \frac{a^\dagger a}{4S} + \dots \quad (4)$$

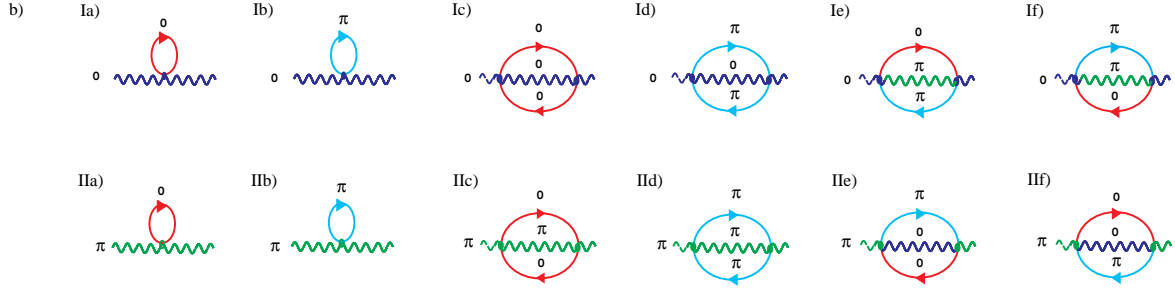


FIG. 2. Leading self energy corrections for spin waves due to interaction with electrons in limit  $J_h = t \ll 1$ . Diagrams Ia(f) show contributions for acoustic ( $a_{q0}$ ) and diagrams IIa(f) optical ( $a_{q1}$ ) spin wave modes.

$$c_{\#} = \frac{f a^y}{2S} \left( 1 - \frac{1}{2S} + \dots \right) \quad (5)$$

To prove this result, and to derive the full transformation between \textit{laboratory frame}  $e^{\dagger}$  and  $c_{\#}$  electron operators and the \textit{local frame}  $e^{\dagger}$  and  $p$  operators, together with the appropriate algebra for the spin boson  $a$  is an involved task. We will not discuss the transformation in detail here (see<sup>19</sup>), but note that all the necessary canonical commutation and anticommutation relations, e.g.  $[f, a] = 0$ , etc., are obeyed.

Up to a constant the transformed DE Hamiltonian reads

$$H = H_0 + V_2 + O(1/S^3) \quad (6)$$

where the kinetic energy term for  $f$  electrons is

$$H_0 = \sum_{\langle ij \rangle} t_{ij} f_i^y f_j^y + \sum_i t_i^n f_{i1}^y f_{i2}^y + \text{h.c.} \quad (7)$$

At this level the spin excitations  $a$  are dispersion-less. Spin wave dispersion first enters into the problem through interaction at  $O(1/S)$  through the interaction term

$$V_2 = \frac{t}{4S} \sum_{\langle ij \rangle} f_i^y f_j^y - \frac{a_j^y a_j^y}{4S} + \frac{a_i^y a_i^y}{4S} + \frac{3}{8S} \left( 2a_1^y a_j^y - \frac{1}{2S} \right) - \frac{t}{4S} \sum_i f_{i1}^y f_{i2}^y - \frac{a_{i1}^y a_{i1}^y}{4S} + \frac{a_{i2}^y a_{i2}^y}{4S} + \frac{3}{8S} \left( 2a_{i1}^y a_{i2}^y - \frac{1}{2S} \right) + \text{h.c.} \quad (8)$$

where we have neglected a further four boson vertex at  $O(1/S^2)$  which is irrelevant at zero temperature.

By Fourier transformation we obtain the following Hamiltonian which describes a band of spinless electrons interacting with (initially dispersion-less) bosonic spin wave excitations.

$$\begin{aligned}
H &= H_0 + V_2 + O(1/S^3) \\
H_0 &= \sum_{\mathbf{k}} (\epsilon_{\mathbf{k}} - \epsilon_0) f_{\mathbf{k}0}^\dagger f_{\mathbf{k}0} + \sum_{\mathbf{k}} (\epsilon_{\mathbf{k}} + \epsilon_0) f_{\mathbf{k}}^\dagger f_{\mathbf{k}} \\
V_2 &= \frac{1}{N} \sum_{\mathbf{k}_1, \mathbf{k}_2, \mathbf{k}_3, \mathbf{k}_4} \sum_{\mathbf{q}} V_{\mathbf{k}_1 \mathbf{k}_2 \mathbf{k}_3 \mathbf{k}_4} f_{\mathbf{k}_1}^\dagger f_{\mathbf{k}_2} f_{\mathbf{k}_3}^\dagger f_{\mathbf{k}_4} a_{\mathbf{q}}^\dagger a_{\mathbf{q}}
\end{aligned} \tag{9}$$

where we consider symmetric and antisymmetric combinations of electron operators (binding and antibinding bands), and of spin operators (acoustic and optical spin waves), for the two planes. For the simple nearest neighbour tight-binding model Eqn. 1 the in-plane electronic dispersion is given by  $\epsilon_{\mathbf{k}} = -zt \frac{1}{2} (\cos k_x + \cos k_y)$  in units where the distance between Mn atoms  $a = 1$ . The scale of interaction between electrons and spin waves  $V_2$  is determined entirely by electronic energies, but is one order in  $S$  down on the kinetic energy term  $H_0$ . There are a total of eight physically distinct vertices (decay channels) for interaction between electrons and spin excitations. The convention for labelling these vertices is shown in Fig. 1 and their algebraic expressions are given in Eqn. A1 and A2. The spin wave dispersion is now determined by the leading order selfenergy up to  $1/S^2$  shown in Fig. 2. We first discuss the results within the usual semiclassical ( $1/S$ ) approximation.

### III. THEORETICAL PREDICTIONS

In a cubic system, at a semiclassical level of approximation, Zener's DE mechanism leads to a FM effective nearest neighbour Heisenberg exchange interaction between neighbouring Mn spins, with a spin wave dispersion

$$\epsilon_{\mathbf{q}} = z J^{\text{DE}} S [1 - \gamma_{\mathbf{q}}] \tag{10}$$

where the size of the effective exchange interaction is set by electron energies<sup>18</sup>

$$J^{\text{DE}} = \frac{1}{2S^2} \frac{t}{N} \sum_{\mathbf{k}} \epsilon_{\mathbf{k}} n(\mathbf{k}) \tag{11}$$

Here  $\gamma_{\mathbf{q}} = \frac{1}{3} (\cos q_x + \cos q_y + \cos q_z)$  is the structure factor for a 3D cubic lattice and  $n(\mathbf{k})$  is the occupation of the electronic state with momentum  $\mathbf{k}$ , and  $J^{\text{DE}}$  is proportional to the expectation value of the kinetic energy operator per Mn-Mn bond, relative to the center of the band. Spin waves are exact eigenstates of a Heisenberg FM, and therefore undamped. This simple mapping between DE and Heisenberg models breaks down, however, when quantum effects are included<sup>20</sup>.

The situation in a bilayer system is complicated in that there are both optical and acoustic branches of spin wave excitations, but the mapping onto an effective Heisenberg model is once again possible at a semiclassical level. Evaluating the effect of interaction between electrons and spin waves described by Eqn. 9 to  $O(1/S)$ , and now including the effect of superexchange terms, we obtain a spectrum :

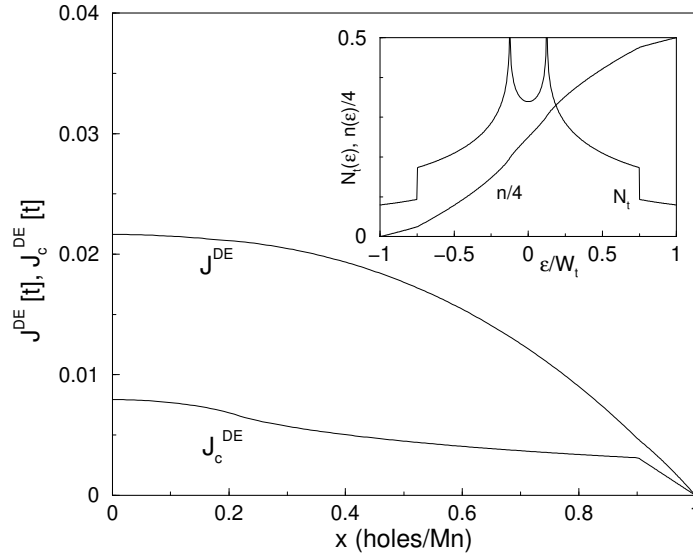


FIG. 3. Inset shows total DOS  $N_t(\epsilon) = N_0(\epsilon) + N_1(\epsilon)$  and total electron number  $n$  for the 2D bands  $\epsilon_0(k)$  and  $\epsilon_1(k)$ .  $W_t = W + t_z$  is half of the overall bandwidth. Main figure shows variation of  $J_c^{DE}$  and  $J_c^{DE}$  with hole doping under the assumption that  $t_z/t = 0.57$  (fixed for  $x = 0.4$ ) is independent of  $x$ . The physical FM regime is restricted to  $0.3 < x < 0.4$ .

$$\begin{aligned} \omega_q^0 &= z(J_c^{DE} + J_c^{EX})S[\omega_q] \\ \omega_q^1 &= z(J_c^{DE} + J_c^{EX})S[\omega_q] + 2(J_z^{DE} + J_z^{EX})S \end{aligned} \quad (12)$$

where in 2D  $\omega_q = \frac{1}{2}(\cos q_x + \cos q_y)$ ,  $\omega_q^0$  is the dispersion of the acoustic and  $\omega_q^1$  the dispersion of the optical spin wave branch. The size of the DE in-plane contribution to the effective exchange integral is once again set by the expectation value of the kinetic energy on a single bond, and the DE between the two planes is determined by the occupation difference of binding and antibinding bands:

$$\begin{aligned} J_c^{DE} &= \frac{1}{2S^2} \frac{t}{2N} \sum_k \epsilon_0(k) [n_0(k) + n_1(k)] \\ J_z^{DE} &= \frac{1}{2S^2} \frac{t_z}{2N} \sum_k \epsilon_0(k) [n_0(k) - n_1(k)] \end{aligned} \quad (13)$$

Here we used the occupation numbers  $n_0(k) = \langle f_{k0}^\dagger f_{k0} \rangle$  and  $n_1(k) = \langle f_k^\dagger f_k \rangle$  of the binding and antibinding electron bands  $\epsilon_0(k) = -t_z + \epsilon(k)$ ,  $\epsilon_1(k) = t_z + \epsilon(k)$  respectively. Our result at this order agrees perfectly with earlier calculations of the spin wave spectrum in a bilayer<sup>9,10</sup>. The effective exchange constants in Eqn. 13 can be evaluated as function of the doping  $x$  which gives the number of holes per Mn-site or the total number of  $e_g$  electrons per Mn site  $n = n_0 + n_1 = 1 - x$  that occupy the 0, -bands. By using the DOS functions  $N_0(\epsilon) = N(\epsilon - t_z)$ , the electron number  $n_0$ , and the average band energy  $\epsilon_0$ , of the 2D binding and antibinding bands respectively may be expressed as

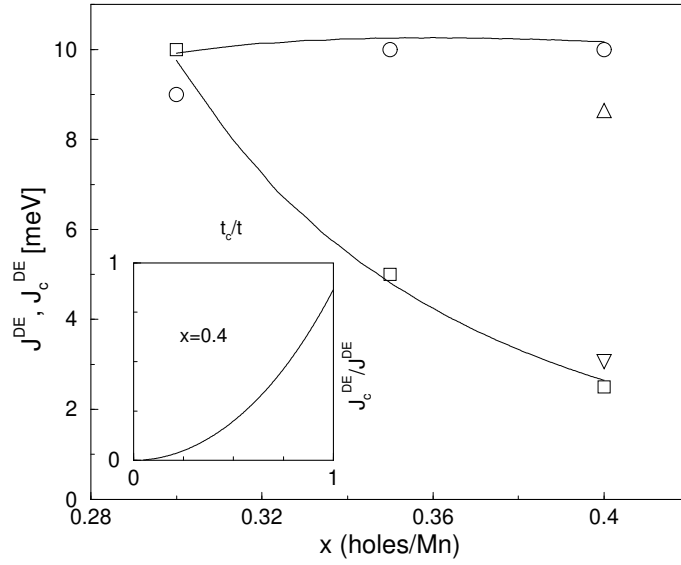


FIG. 4. Doping dependence of DE exchange constants. The strong reduction of  $J_c^{DE}$  and  $J_{\parallel}^{DE}$  with increasing  $x$  is due to the strong reduction of  $t_c$  and  $t_{\parallel}$  due to the JT effect of MnO units as described by Eqn. 17 with  $\gamma_{\parallel} = -2$ . Experimental data from <sup>10</sup> (circles), <sup>8</sup> (squares) and <sup>14</sup> (triangles). In the latter case a somewhat smaller  $SJ_{\parallel}^{DE} = 8.6$  meV was obtained by fitting the spin wave stiffness constant in contrast to the value of 10 meV obtained by fitting to the whole spin wave bandwidth  $W_{SW}^{[100]} = zSJ_{\parallel}^{DE}$ . The inset shows the dependence of DE exchange anisotropy on the hopping anisotropy for a fixed doping  $x=0.4$ .

$$\begin{aligned}
 n_0 &= \frac{Z_F t_{\parallel}}{Z_F t_{\parallel}} N(\epsilon_F) d \\
 n_0 &= \frac{Z_F t_{\parallel}}{Z_F t_{\parallel}} N(\epsilon_F) d \\
 N(\epsilon) &= \frac{2}{\pi} \frac{1}{W} K \left( \left[ 1 - \left( \frac{\epsilon - \epsilon_F}{W} \right)^2 \right]^{\frac{1}{2}} \right)
 \end{aligned} \tag{14}$$

Here  $W = zt$  and  $2W$  is the band width of each of the 2D bands  $\epsilon_0(\mathbf{k})$  and  $\epsilon_F$  is the Fermi level. Furthermore  $K(\cdot)$  is the complete elliptic integral of the first kind. The total DOS  $N_t = N_0 + N_{\parallel}$  and the total number of electrons  $n$  as a function of the Fermi level is shown in the inset of Fig. 3. The spikes in the DOS are logarithmic singularities of each of the 2D bands at its band center ( $\epsilon_{\pm}$ ). We then obtain for the effective DE exchange constants after Eqn. 13:

$$\begin{aligned}
 J^{DE} &= \frac{1}{2S^2} \frac{1}{2z} (\epsilon_0 + \epsilon_F) \\
 J_{\parallel}^{DE} &= \frac{1}{2S^2} \frac{t_{\parallel}}{2} (n_0 - n)
 \end{aligned} \tag{15}$$

The DE anisotropy ratio  $J_{\parallel}^{DE} = J^{DE}$  is equal to the ratio  $\epsilon_0/W_{SW}^{[110]}$  of optical spin wave gap  $\epsilon_0 = 2SJ_{\parallel}^{DE}$  to the acoustical (or optical) spin wave bandwidth  $W_{SW}^{[110]} = 2zSJ^{DE}$  along [110] direction and it is given by



$$\frac{J_{\parallel}^{\text{DE}}}{J^{\text{DE}}} = \left(\frac{t_{\parallel}}{t}\right) \frac{W(n_0 - n)}{W_0 + n} \quad (16)$$

For  $t_{\parallel} \ll t$  the occupation number difference increases linearly in  $t_{\parallel}$ , and using Eqn. 16 we find  $J_{\parallel}^{\text{DE}}/J^{\text{DE}} \propto (t_{\parallel}/t)^2$ , as shown in the inset of Fig. 4. Numerical values from Eqs. 15 are presented in Fig. 3 as function of the doping  $x=1-n$ . It shows the variation for the model DE for fixed  $t_{\parallel}$  in the whole range  $0 \leq x \leq 1$  although it must be kept in mind that the physical region for the FM phase of  $\text{La}_{2-2x}\text{Sr}_{1+2x}\text{Mn}_2\text{O}_7$  is much smaller, according to<sup>8</sup> it exists for  $0.3 \leq x \leq 0.4$ . From a comparison of the experimental values of the optical spin wave gap and the spin wave band width at  $x=0.4$  with Eqn. 15 and with the insert in Fig. 4 we can obtain estimates for the underlying microscopic model parameters within the classical approximation, namely  $t_{\parallel}/t' = 0.57$  corresponding to the experimental  $J_{\parallel}^{\text{DE}}/J^{\text{DE}} = 0.30$  at low temperature and  $t' = 0.175$  eV ( $t_{\parallel} = 0.1$  eV) as obtained from the experimental value  $SJ^{\text{DE}} = 10$  meV (from  $W_{\text{sw}}^{[100]} = zSJ^{\text{DE}} = 40$  meV<sup>11</sup>) by using Eqn. 15. According to Fig. 3  $J^{\text{DE}}(x)$  and  $J_{\parallel}^{\text{DE}}(x)$  should not change dramatically with the hole doping in the FM regime  $0.3 \leq x \leq 0.4$ , namely at most 6% and 15% respectively. However this refers to the artificial situation where  $t_{\parallel}$  does not depend on the doping. From the experimental investigation of optical spin wave gap and dispersion for various dopings  $x=0.30$ ,  $x=0.35$  and  $x=0.40$ <sup>14</sup> it is known that indeed  $J^{\text{DE}}$  shows no change in this region, however  $J_{\parallel}^{\text{DE}}(x)$  strongly increases by a factor of four when the doping is reduced from  $x=0.4$  to  $x=0.3$ .

The origin of this pronounced doping dependence of interlayer DE is connected to the large Jahn-Teller (JT) distortion observed<sup>5</sup> in the bilayer manganites. This distortion is defined as  $\eta_{\text{JT}} = \text{apical Mn-O bond length} / \text{equatorial bond length}$ . Decreasing the doping leads to an increase of  $\eta_{\text{JT}}$ . The driving mechanism for this JT distortion is an increasing admixture of  $d_{3z^2-r^2}$  states into the conduction band states which naturally leads to an increase of  $t_{\parallel}$  with reduced doping, which in turn strongly increases the interlayer  $J_{\parallel}^{\text{DE}}(x)$  as shown in the inset of Fig. 4. For the limited FM doping range one may describe this dependence by introducing dimensionless Grüneisen parameters  $\gamma_D = -(\partial \ln D / \partial \ln x)$  and  $\gamma_t = -(\partial \ln t_{\parallel} / \partial \ln D)$  where  $D$  = distance between the layers of a single bilayer. They describe the doping dependence of the JT-distortion and the distortion dependence of the interlayer-hopping respectively. The JT effect on the intra-layer hopping  $t$  is neglected since no doping dependence of  $J^{\text{DE}}$  is observed. Assuming that  $\gamma_D$  and  $\gamma_t$  are constants in the range of  $x$  considered, this amounts to a doping dependence of  $t_{\parallel}$  given by

$$t_{\parallel}(x) = t_{\parallel}^0 \left(\frac{x}{x_0}\right)^{\gamma_t \gamma_D} \quad (17)$$

where e.g.  $x_0 = 0.4$  and  $t_{\parallel}^0 = t_{\parallel}(x_0)$ . According to the physical origin of the JT distortion mentioned above one has to expect that  $\gamma_t \gamma_D < 0$ . Using the above relation in Eqs. 15 with  $\gamma_t \gamma_D = -2$  one obtains the doping dependence of the exchange constants shown in Fig. 4 together with the experimental values for various dopings. Using  $\gamma_D = 0.037$  from the JT-distortions given in<sup>5</sup> one then obtains from the above relation  $\gamma_t = -54$ . This large negative Grüneisen parameter characterises a strong dependence of the effective interlayer hopping  $t_{\parallel}$  on the layer spacing  $D$  within a bilayer. The JT { distortion increases with temperature for constant doping implying an increase of  $t_{\parallel}$  and hence  $J_{\parallel}^{\text{DE}}$ . The DE therefore becomes more isotropic at higher temperature. This has indeed been observed for  $x=0.4$  in di use

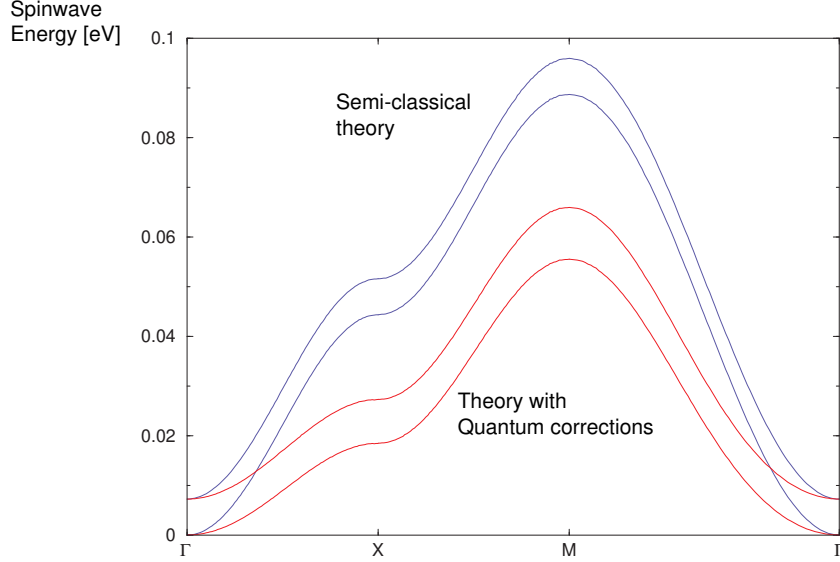


FIG. 5. Spectrum for optical and acoustic spin wave modes throughout the Brillouin zone, calculated for doping  $x = 0.4$ ,  $t = 0.175\text{eV}$ ,  $t_z = 0.1\text{eV}$ . Upper pair of lines | semi-classical spin wave dispersion at  $O(1=S)$ ; lower pair of lines | spin wave spectrum including quantum effects at  $O(1=S^2)$ .

neutron scattering where  $J_z^{\text{DE}}/J^{\text{DE}} \approx 0.5$  has been found at room temperature<sup>22</sup> compared to  $J_z^{\text{DE}}/J^{\text{DE}} \approx 0.3$  from the low temperature spin wave experiments discussed here<sup>24</sup>.

The results for the dispersion of acoustic and optic spin wave modes for throughout the Brillouin zone, at a semi-classical level and for the parameters given above are shown in Fig. 5. At zero temperature, at a semi-classical level, spin waves are undamped, i.e. states with a single spin wave excitation are good eigenstates of the Hamiltonian, with no allowed decay processes. The dispersion of spin waves is generated by their elastic scattering by the average density of electrons. At  $O(1=S^2)$  spin waves can decay through interaction with electrons into lower energy spin excitations dressed with particle hole pairs | an inelastic process. This leads to a damping of spin waves, and a corresponding shift in spin wave dispersion to lower energy. We can evaluate both effects starting from the Hamiltonian Eqn. 9. We consider

$$\begin{aligned} \omega_q &= \omega_q + \text{Re} f(q; \omega_q)g \\ \gamma_q &= -\text{Im} f(q; \omega_q)g \end{aligned} \quad (18)$$

where  $\omega_q$  is the net dispersion and  $\gamma_q$  the damping of the spin wave excitation, and  $f(q; \omega)$  is the momentum and frequency dependent selfenergy correction due to interaction of spin waves with electrons at  $O(1=S^2)$ . The various contributions to the spin wave selfenergy are shown in Fig. 2 at this order and given in Appendix A. The new physical process involved is the inelastic scattering of spin waves from fluctuations of charge density. Results for spin wave dispersion, including leading quantum corrections are shown in Fig. 5, and values for the damping of spin waves in Fig. 6.

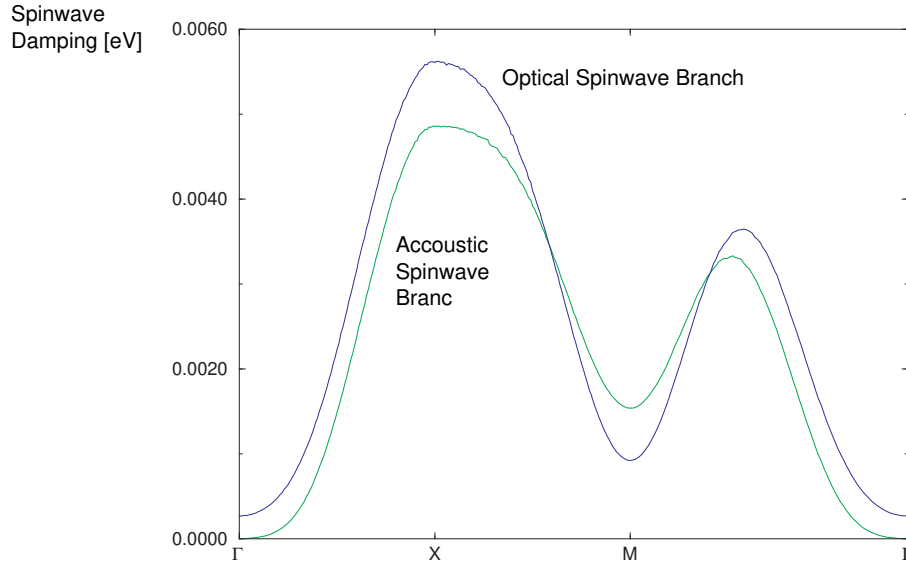


FIG . 6. Damping of acoustic and optical spin wave modes, throughout the Brillouin Zone, calculated for doping  $x = 0.4$ ,  $t = 0.175\text{eV}$ ,  $t_2 = 0.1\text{eV}$ .

The immediate conclusion which we can draw from these calculations is that quantum effects on spin waves in a DE bilayer are very large. The downward renormalisation of spin wave dispersion at  $O(1=S^2)$  is a sizable fraction (about 30%) of the spin wave dispersion at  $O(1=S)$ . Similarly, the damping of spin waves is quite pronounced, being of the scale 5-10% of the spin wave dispersion, rising to a maximum value  $\sim 6\text{ meV}$  at the zone corner. Because of the large renormalisation of the spin wave spectrum at  $O(1=S^2)$  it would be necessary to reparameterise our model to fit experimental data with the leading quantum effects included, by increasing the sizes of the hopping integrals  $t$  and  $t_2$ , and including super-exchange interactions  $J^{\text{EX}}$  and  $J_2^{\text{EX}}$ . Any increase in the electron bandwidth would give a proportionate increase in the damping of spin waves.

Examining the quantum corrections in more detail, we find that the spin wave dispersion has been modified so as to give a relative softening of spin wave modes near the zone center. This can be understood loosely in terms of the dynamical generation of an effective nearest-neighbour couplings between spins by processes  $O(1=S^2)$ . It is also interesting to note that the gap between acoustic and optical modes is now momentum dependent.

While these effects are of themselves interesting, they do not offer any unambiguous signatures of quantum effects in the magnetism of  $\text{La}_{2-2x}\text{Sr}_{1+2x}\text{Mn}_2\text{O}_7$ , as one could achieve similar modifications of the spin wave dispersion simply by postulating additional exchange couplings between spins on an ad hoc basis. It is the damping of spin waves at zero temperature which sharply distinguishes a DE system from any conceivable Heisenberg ferromagnet. In a the Heisenberg ferromagnet, spin waves are undamped at zero temperature, and damping only becomes appreciable for temperatures large compared with the spin stiffness  $D$ .

The damping which we predict for the DE model Eqn. 1 at zero temperature is large and highly momentum dependent. The zone centre acoustic mode must remain undamped (in the absence of any magnetic anisotropy) as it corresponds to the rotation of the total

magnetization of the is the Goldstone mode of the system. Accordingly, in the zone centre, we find that the damping of the acoustic mode vanishes as

$$\gamma_q^{AC} = \gamma_q^{AC} q^5 \quad (19)$$

The optical spin waves are not Goldstone modes, however, and have a finite dispersion (and damping) in the zone centre. We find that the latter behaves as

$$\gamma_q^{OP} = \gamma_0^{OP} + \gamma_q^{OP} q^3 \quad (20)$$

The lower power law in  $q$  here reflects the way in which the vertex for spin wave scattering is cut off by the interlayer hopping  $t_z$ .

Away from the zone centre the spin wave damping exhibits stationary points at the symmetry points of the Brillouin zone – a maximum for both acoustic and optic modes at  $X$ , and a minimum for both at  $M$ . It is interesting to note that the higher energy optic modes are not always more strongly damped than the acoustic modes, and that the maximum damping does not occur for the highest spin wave energies, as one might expect. In fact the momentum dependence of the damping of spin waves in DE systems varies strongly with doping, being constrained by both the geometry of the Fermi surface and the complex momentum dependence of the spin wave scattering vertex.

#### IV. COMPARISON WITH EXPERIMENT

The spin wave dispersions in bilayer manganites have been investigated by several groups<sup>8,14</sup>, and a consensus was reached that the data could not be explained using a nearest neighbour Heisenberg model dispersion of the form Eqn. 12<sup>8,10,12</sup>. Departures from Heisenberg model behaviour also have been observed in many cubic manganite systems, for example  $\text{Pr}_{0.63}\text{Sr}_{0.37}\text{MnO}_3$ <sup>23</sup>. Typically, what has been seen in both cubic and bilayer systems is a softening and broadening of the zone boundary spin waves. The total spin wave bandwidth measured to the zone boundary is much less than would be predicted on the basis of the spin stiffness  $D$  measured in the zone center, and the zone boundary spin wave modes are extremely broad in comparison with their energy. The theory of bilayer manganites presented here shows that the double exchange model can exhibit both of these effects, when quantum corrections are included. However, the minimal model Eqn. 1, as parameterized above, is not sufficient to obtain a quantitative description of the experimental results.

With regard to the spin wave dispersion, the inclusion of the quantum corrections shown in Fig 5 cannot explain the measured departures from Eqn. 12. The dispersion measured by inelastic neutron scattering on  $\text{La}_{1.2}\text{Sr}_{1.8}\text{Mn}_2\text{O}_7$ <sup>11</sup>, for the acoustic mode in the zone center, has the form

$$\gamma_q^0 = \gamma_0^0 + D^0 q^2 \quad (21)$$

with  $\gamma_0^0 = D^0$ , as would be expected for a FM with small magnetic anisotropy. However at larger momentum transfer the measured dispersion lies below the curve

$$\gamma_q^0 = \gamma_0^0 [1 - \alpha q^2] \quad (22)$$

(away from the zone center we can safely neglect  $\epsilon$ ). The total acoustic spin wave bandwidth, as defined by the spin wave energy at the zone corner, is about 15% less than  $2zD$ . If we compare with a suitably parameterized quantum theory for the DE model, we find that the predicted dispersion lies above the curve Eqn. 22, and so the observed softening effect is absent – in fact quantum corrections have the wrong "sign". This failure of the minimal model Eqn. 1 is neither very surprising nor very disappointing, given that we have attempted to fit the spin wave dispersion of a complex system with spin charge and lattice degrees of freedom throughout the Brillouin Zone, using only two adjustable parameters. However it is important to ask which of the many simplifications made is to blame for this disagreement with experiment?

A better fit could probably be obtained at a semi-classical level, by substituting a more realistic dispersion for the underlying electrons into the one loop diagrams used to calculate the  $O(1=S)$  spin wave self energy. In tight binding language, each hopping integral  $t_{ij}$  has a corresponding DE coupling  $J_{ij}^{DE}$  associated with it. The inclusion of  $t_{ij}$  beyond nearest neighbours to obtain a more realistic electronic bandstructure therefore also modifies the form of dispersion of the classically equivalent effective Heisenberg model. Attempts to calculate spin wave dispersion directly from electronic structure suggest that this effect is important, and leads to a softening of zone boundary modes, at least in cubic systems<sup>25</sup>.

At a quantum mechanical level, since interactions between spin waves are mediated by density fluctuations of the electron gas, it would be more realistic to use a screened form of the charge susceptibility in which long range interactions were suppressed. We anticipate that this would also tend to enhance the softening of zone boundary modes. The inclusion of leading quantum corrections in  $O(t=J_H)$ , likewise leads to a softening of zone boundary spin waves<sup>26,27</sup>.

Each of these improvements to the model would involve the introduction of new parameters, which would need to be checked against electronic structure and other experiments. Since the stated aim of this paper is to explore the minimal model Eqn. 1, we will not discuss such refinements further here. A more interesting possibility to explain the difference between experiment and theory would be that spin waves are coupled to orbital and/or lattice modes. We return to this below.

The present theory is more successful in explaining the damping at least in a qualitative way. Fig. 7 shows the experimentally observed widths of the energy scans as a function of momentum transfer  $q$  from zone center to the zone boundary for the acoustic spin excitations of bilayer manganite  $\text{La}_{1.2}\text{Sr}_{1.8}\text{Mn}_2\text{O}_7$ , along with that obtained from the present theory (continuous line). Data measured at different Neutron sources have been plotted together.

The damping which we calculate has a similar momentum dependence to that observed, but is smaller by approximately a factor of four. Some part of the difference in absolute value between theory and experiment can be explained by the fact that the parameters  $t$  and  $t_\perp$  were chosen so as to correctly reproduce the spin wave bandwidth at a semi-classical level, and somewhat larger values must be used to fit the measured dispersion once quantum effects are included, leading to some systematic variation in the values quoted and their associated errors.

Our conclusion is that the minimal DE model fails to explain the softening of zone boundary spin waves in  $\text{La}_{1.2}\text{Sr}_{1.8}\text{Mn}_2\text{O}_7$ , but can explain about 30-40% of their width. Of the refinements to the model discussed above, only the use of a screened charge susceptibility

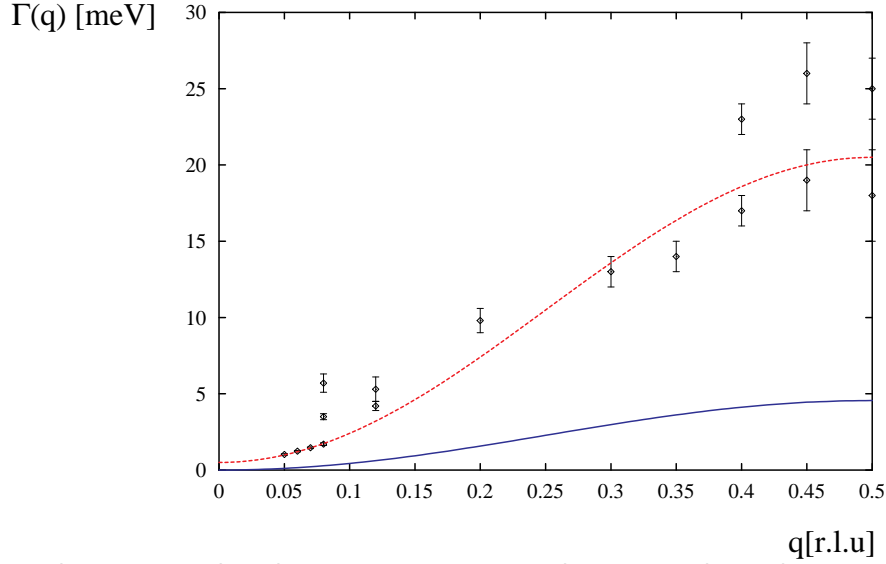


FIG. 7. Damping of acoustic spin wave modes on the line  $\Gamma$ . Points with error bars | experimental data for  $\text{La}_{1.2}\text{Sr}_{1.8}\text{Mn}_2\text{O}_7$  taken from <sup>4</sup>; lower solid line | theoretical predicted damping from minimal model with  $x = 0.4$ ,  $t = 0.175\text{eV}$ ,  $t' = 0.1\text{eV}$ . The dashed line is a guide to the eye.

would affect the calculated damping of spin waves, but we do not anticipate that this would lead to a marked increase in their width. We therefore conclude that spin waves in the FM phase of this bilayer manganite are coupled dynamically to another mode, probably of orbital and/or lattice excitations. Such a coupling has been proposed in the context of the cubic manganites | for example to optical phonons<sup>28</sup> or through Jahn Teller active lattice modes to orbital fluctuations<sup>29</sup>.

## V. CONCLUSIONS

We have constructed the simplest possible model for ferromagnetism in  $\text{La}_{1.2}\text{Sr}_{1.8}\text{Mn}_2\text{O}_7$ , based on Zener's double exchange mechanism within a one orbital picture for a single bilayer. This model has two adjustable parameters, the intra- and inter-plane hopping integrals  $t$  and  $t'$ . At a semi-classical level it is equivalent to a Heisenberg model with intra- and interplane exchange integrals  $J^{\text{DE}}$  and  $J_2^{\text{DE}}$ . The doping dependence of these parameters was discussed, and the predictions of the effective Heisenberg model compared with the results of inelastic Neutron scattering experiments.

As the experiments show departures from simple Heisenberg model behaviour in both the form of dispersion and the scale of damping of the spin waves at low temperatures, we also calculated the leading quantum corrections to spin wave self-energies. These arise because of the scattering of spin waves from density fluctuations of the electron gas which are neglected in the semi-classical approximation. We find that the minimal model considered cannot explain the softening of zone boundary spin wave modes, and somewhat underestimates the damping of spin waves, even when quantum corrections are included. This suggests that

spin waves are strongly coupled to another low energy mode, presumably related to lattice vibrations, either by a direct coupling to phonons or an indirect "orbital vibration" effect.

## VI. ACKNOWLEDGMENTS

It is our pleasure to acknowledge helpful conversations with George Jackeli, Giniyat Khaliullin and Natasha Perkins. This work was in part supported under the visitors program of MP I{PKS (N. x. and F. .).

## REFERENCES

- <sup>1</sup> C.N.R. Rao and B. Raveau (Eds.) 'Colossal Magnetoresistance, Charge Ordering, and Related Properties of Manganese Oxides', World Scientific, Singapore, 1998
- <sup>2</sup> Yu.A. Izyumov and Yu.N. Skryabin, Physics-Uspokhi 44, 109 (2001)
- <sup>3</sup> K. Hirota, Y. Morimoto, H. Fujikawa, M. Kubota, H. Yoshizawa and Y. Endoh, J. Phys. Soc. Jpn. 98, 3380 (1998)
- <sup>4</sup> T. Chatterji, to be published.
- <sup>5</sup> M. Kubota, H. Fujikawa, K. Hirota, K. Ohoyama, Y. Morimoto, H. Yoshizawa and Y. Endoh, J. Phys. Soc. Jpn. 69, 1606 (2000)
- <sup>6</sup> S. Okamoto, S. Ishihara and S. Maekawa, Phys. Rev. B 63, 104401 (2001).
- <sup>7</sup> J. Dho, W. S. Kim, H. S. Choi, E. O. Chi and N. H. Hur, J. Phys. Condens. Matter 13, 3655 (2001).
- <sup>8</sup> K. Hirota, S. Ishihara, H. Fujikawa, M. Kubota, H. Yoshizawa, Y. Morimoto, Y. Endoh and S. Maekawa, cond-mat/0104535
- <sup>9</sup> T. Chatterji, P. Thalmeier, G. J. McIntyre, R. van de Kamp, R. Suryanarayanan G. Dahenne and A. Revcolevschi, Europhys. Lett. 46, 801 (1999)
- <sup>10</sup> T. Chatterji, L. P. Regnault, P. Thalmeier, R. Suryanarayanan G. Dahenne and A. Revcolevschi, Phys. Rev. B 60, R6965 (1999)
- <sup>11</sup> T. Chatterji, L. P. Regnault, P. Thalmeier, R. van de Kamp, W. Schmidt, A. Hies, P. Vorderwisch, R. Suryanarayanan, G. Dahenne and A. Revcolevschi, Journal of Alloys and Compounds 326, 15 (2001)
- <sup>12</sup> H. Fujikawa, M. Kubota, K. Hirota, H. Yoshizawa, Y. Morimoto and Y. Endo, J. Phys. Chem. Solids 60, 1165 (1999)
- <sup>13</sup> G. Chaboussant, T. G. Perring, G. Aeppli, and Y. Tokura, Physica B 276-278, 801 (2000)
- <sup>14</sup> T. G. Perring, D. T. Anderson, G. Chaboussant, G. Aeppli, T. Kimura and Y. Tokura, cond-mat/0105230.
- <sup>15</sup> T. G. Perring, G. Aeppli, S. M. Hayden, S. A. Carter, J. P. Renwick and S. W. Cheong, Phys. Rev. Lett. 77, 711 (1996).
- <sup>16</sup> S. Rosenkranz, R. Osborn, J. F. Mitchell, L. Vasiliev-Dobro, J. W. Lynn and S. K. Sinha, J. Appl. Phys. 87, 5816 (2000).
- <sup>17</sup> C. Zener, Phys. Rev. 82, 403 (1951).
- <sup>18</sup> N. Furukawa, J. Phys. Soc. Jpn. 65, 1174 (1996)
- <sup>19</sup> N. Shannon, J. Phys.: Condens. Matter 13 6371 (2001).
- <sup>20</sup> N. Shannon and A. Chubukov, cond-mat/0011390.
- <sup>21</sup> P. K. deBoer and R. A. de Groot, Phys. Rev. B 60, 10758 (99)
- <sup>22</sup> T. Chatterji, R. Schneider, J. W. Hermann, D. Hohlwein, R. Suryanarayanan, G. Dahenne and A. Revcolevschi, preprint.
- <sup>23</sup> H. Y. Hwang, P. Dai, S. W. Cheong, G. Aeppli, D. A. Tennant and H. A. Mook, Phys. Rev. Lett. 80, 1316 (1998).
- <sup>24</sup> Since completing this work we have become aware of a mean field theory calculation of the variation of  $J^D E$  and  $J^D E$  as function of doping for a two orbital model | G. Jackeli and N. B. Perkins, cond-mat/0110185.
- <sup>25</sup> I. V. Solov'yev and K. Terakura, Phys. Rev. Lett. 82, 2959 (1999).
- <sup>26</sup> F. Mancini, N. B. Perkins and N. M. P. Lakida Phys. Lett. A 284, 286 (2001).



<sup>27</sup> Nic Shannon, in preparation.

<sup>28</sup> N. Furukawa, cond-mat/9905123.

<sup>29</sup> G. Khaliullin and R. Kilian, Phys. Rev. B 61, 3494 (2000).

# APPENDIX A : SPIN WAVE {ELECTRON INTERACTION VERTICES AND SELF ENERGY CORRECTIONS AT $O(1=S^2)$

First we give the interaction vertices  $V_{2;04}^{1;3;0}$  in Fig. 1 and Eqn. 9. There are eight possible channels for electron {spin wave interaction; these are labeled according to the convention in Fig. 1. The coefficients of these vertices are given by

$$\begin{aligned} V_{02;04}^{01;03} &= \frac{1}{4S} \frac{v_{24}^{13}}{2} + \frac{t_z}{8S} \\ V_{2;4}^{1;3} &= \frac{1}{4S} \frac{v_{24}^{13}}{2} - 2t_z - \frac{t_z}{8S} \\ V_{02;4}^{01;3} &= \frac{1}{4S} \frac{v_{24}^{13}}{2} + 2t_z + \frac{t_z}{8S} \\ V_{2;04}^{1;03} &= \frac{1}{4S} \frac{v_{24}^{13}}{2} - \frac{t_z}{8S} \\ V_{2;04}^{01;3} &= V_{02;4}^{1;03} = \frac{1}{4S} \frac{v_{24}^{13}}{2} + t_z \\ V_{02;04}^{1;3} &= V_{2;4}^{01;03} = \frac{1}{4S} \frac{v_{24}^{13}}{2} - t_z \end{aligned} \quad (A 1)$$

Where the vertex depends on in {plane momentum only through in {plane electronic dispersion

$$v_{24}^{13} = \frac{1}{2S} (v_{1+3} + v_{2+4}) = \frac{3}{8S} (v_{1+2}) \quad (A 2)$$

where  $k = \frac{zt}{2} (\cos k_x + \cos k_y)$ . The fundamental energy scales in the DEFM are set by the kinetic energy of the itinerant electrons, and so it is natural that the electron spin wave scattering vertices are proportional to  $t/t_z$ .

Knowledge of the Hamiltonian Eqn. 6 is sufficient to develop a zero temperature diagrammatic perturbation theory in  $1=S$  for the spin wave dispersion of the DE bilayer, up to  $O(1=S^2)$ , and to calculate the leading contributions to spin wave damping. The relevant processes are shown in Fig. 2. At  $O(1=S)$  only the single loop diagrams a) and b) contribute. These evaluate to give the Heisenberg {model like result Eqn. 12 for the semi {classical spin wave dispersion.

The one loop diagrams also contribute a constant term and a further renormalisation of the classical dispersion at  $O(1=S^2)$ , but all new quantum effects arise from the new processes contributing to spin wave self energy at  $O(1=S^2)$ , the "watermelon" diagrams shown in Figure 2 c) {f). The self energy corrections for acoustic modes evaluate to give :

$$\Gamma_c(\mathbf{k}; \mathbf{q}) = \frac{1}{(4S)^2} \frac{1}{N^2} \sum_{\mathbf{kq}^0} \frac{zt}{2} \frac{1}{k + k + \mathbf{q}^0} \frac{1}{2k + \mathbf{q}} \frac{v_{k+\mathbf{q}^0}^{00} (v_{\mathbf{k}}^0)}{v_{\mathbf{q}}^0 v_{\mathbf{q}^0}^0 + v_{k+\mathbf{q}^0}^0 + v_{\mathbf{k}+\mathbf{i}}^0} \quad (A 3)$$

$$\Gamma_d(\mathbf{k}; \mathbf{q}) = \frac{1}{(4S)^2} \frac{1}{N^2} \sum_{\mathbf{kq}^0} \frac{zt}{2} \frac{1}{k + k + \mathbf{q}^0} \frac{1}{2k + \mathbf{q}} \frac{v_{k+\mathbf{q}^0}^{00} (v_{\mathbf{k}}^0)}{v_{\mathbf{q}}^0 v_{\mathbf{q}^0}^0 + v_{k+\mathbf{q}^0}^0 + v_{\mathbf{k}+\mathbf{i}}^0} \quad (A 4)$$

$$\text{I}^{\text{e}}_{\text{c}}(\mathbf{q}) = \frac{1}{(4S)^2} \frac{1}{N^2} \sum_{\mathbf{k}, \mathbf{q}^0} \frac{z\tau}{2} \frac{2\epsilon_{\mathbf{k}+\mathbf{q}} + \epsilon_{\mathbf{k}}}{\epsilon_{\mathbf{k}+\mathbf{q}^0} + \epsilon_{\mathbf{k}}} \frac{2}{\epsilon_{\mathbf{q}}^0 \epsilon_{\mathbf{q}^0}^0 + \epsilon_{\mathbf{k}+\mathbf{q}^0}^0 + \epsilon_{\mathbf{k}} + i} \quad (\text{A } 5)$$

$$\text{I}^{\text{f}}_{\text{c}}(\mathbf{q}) = \frac{1}{(4S)^2} \frac{1}{N^2} \sum_{\mathbf{k}, \mathbf{q}^0} \frac{z\tau}{2} \frac{2\epsilon_{\mathbf{k}+\mathbf{q}} - \epsilon_{\mathbf{k}}}{\epsilon_{\mathbf{q}}^0 \epsilon_{\mathbf{q}^0}^0 + \epsilon_{\mathbf{k}+\mathbf{q}^0}^0 + \epsilon_{\mathbf{k}} + i} \quad (\text{A } 6)$$

where we have written out electron energies explicitly and suppressed terms of  $\mathcal{O}(1/S^3)$  in the vertex. The corresponding processes for optical spin waves yield :

$$\text{II}^{\text{c}}_{\text{c}}(\mathbf{q}) = \frac{1}{(4S)^2} \frac{1}{N^2} \sum_{\mathbf{k}, \mathbf{q}^0} \frac{z\tau}{2} \frac{2\epsilon_{\mathbf{k}+\mathbf{q}} + 2\epsilon_{\mathbf{k}}}{\epsilon_{\mathbf{q}}^0 \epsilon_{\mathbf{q}^0}^0 + \epsilon_{\mathbf{k}+\mathbf{q}^0}^0 + \epsilon_{\mathbf{k}} + i} \quad (\text{A } 7)$$

$$\text{II}^{\text{d}}_{\text{c}}(\mathbf{q}) = \frac{1}{(4S)^2} \frac{1}{N^2} \sum_{\mathbf{k}, \mathbf{q}^0} \frac{z\tau}{2} \frac{2\epsilon_{\mathbf{k}+\mathbf{q}} - 2\epsilon_{\mathbf{k}}}{\epsilon_{\mathbf{q}}^0 \epsilon_{\mathbf{q}^0}^0 + \epsilon_{\mathbf{k}+\mathbf{q}^0}^0 + \epsilon_{\mathbf{k}} + i} \quad (\text{A } 8)$$

$$\text{II}^{\text{e}}_{\text{c}}(\mathbf{q}) = \frac{1}{(4S)^2} \frac{1}{N^2} \sum_{\mathbf{k}, \mathbf{q}^0} \frac{z\tau}{2} \frac{2\epsilon_{\mathbf{k}+\mathbf{q}} + \epsilon_{\mathbf{k}}}{\epsilon_{\mathbf{q}}^0 \epsilon_{\mathbf{q}^0}^0 + \epsilon_{\mathbf{k}+\mathbf{q}^0}^0 + \epsilon_{\mathbf{k}} + i} \quad (\text{A } 9)$$

$$\text{II}^{\text{f}}_{\text{c}}(\mathbf{q}) = \frac{1}{(4S)^2} \frac{1}{N^2} \sum_{\mathbf{k}, \mathbf{q}^0} \frac{z\tau}{2} \frac{2\epsilon_{\mathbf{k}+\mathbf{q}} - \epsilon_{\mathbf{k}}}{\epsilon_{\mathbf{q}}^0 \epsilon_{\mathbf{q}^0}^0 + \epsilon_{\mathbf{k}+\mathbf{q}^0}^0 + \epsilon_{\mathbf{k}} + i} \quad (\text{A } 10)$$

To  $\mathcal{O}(1/S^2)$ , we can neglect the frequency dependence of the denominator in these expressions and evaluate the leading quantum corrections to the dispersion of optical and acoustic spin wave branches numerically by Monte Carlo integration.

If we restore the frequency dependence of the self energy terms, we can also calculate the imaginary part of each. We can use this to estimate the spin wave damping on the mass shell, by setting the external frequency equal to the semi-classical spin wave dispersion at that wave number, i.e. setting  $\omega = \omega_{\mathbf{q}}^0$ , and eliminating all terms in the numerator of order spin wave frequencies. The contribution to damping from diagram II(d) is, for example :

$$\text{II}^{\text{d}}_{\text{c}}(\omega_{\mathbf{q}}; \mathbf{q}) = \frac{1}{(4S)^2} \frac{1}{N^2} \sum_{\mathbf{k}, \mathbf{q}^0} z\tau_k (\epsilon_{\mathbf{k}} - \epsilon_{\mathbf{k}+\mathbf{q}}) \frac{2}{\epsilon_{\mathbf{q}}^0 \epsilon_{\mathbf{q}^0}^0 + \epsilon_{\mathbf{k}+\mathbf{q}^0}^0 + \epsilon_{\mathbf{k}}} \quad (\text{A } 11)$$