

Low temperature physics of Sr_2RuO_4 : multi-component superconductivity

Ralph Wemer

Physics Department, Brookhaven National Laboratory, Upton, NY 11973-5000, USA
(November 10, 2021)

Preprint. Typeset using REVTeX

It is shown that the properties of the superconductivity observed in Sr_2RuO_4 can be accounted for by properly taking into account the internal degrees of freedom of the system. The electrons are strongly correlated in the RuO_2 planes while the superconducting phase transition is driven by "umklapp scattering" between the planes. The in-plane magnetic correlations are determined via a non-perturbative approach. The orbital degeneracy and the magnetic moments are internal degrees of freedom of the Cooper pairs that account for the thermodynamic properties in the superconducting phase.

With the discovery of the high temperature superconductors a whole class of transition metal oxides became a focal point in condensed matter research. These materials exhibit many unconventional properties most of which are interpreted controversially to date. A number of experimental probes [1,3] show that the paired electrons in Sr_2RuO_4 carry a magnetic moment making its superconductivity unconventional [4]. The present paper shows that Sr_2RuO_4 is a striking example of how unconventional physics can have conventional origins.

Sr_2RuO_4 is the first layered transition metal oxide that exhibits superconductivity in the absence of copper ions [5]. The lattice symmetry is tetragonal and isostructural to La_2CuO_4 with lattice parameters $a = b = 3.87 \text{ \AA}$ in the RuO_2 plane and $c = 12.74 \text{ \AA}$ out-of-plane. In contrast to La_2CuO_4 the ruthenate is a Fermi liquid in the temperature range of $T_c < T < 30 \text{ K}$ [6,7]. Superconductivity appears below $T_c \approx 1 \text{ K}$.

The significant correlations [5,8] in Sr_2RuO_4 , the $S = 1$ moments on Ru^{4+} in impurities in Sr_2IrO_4 , and ferromagnetic correlations in SrRuO_3 led Rice and Sigrist [9] to propose that the superconducting order parameter has p-wave symmetry promoted by ferromagnetic correlations analogous to ^3He . A similar proposal was made by Baskaran [10] based on a comparison with high T_c materials and emphasizing the role of Hund's rule coupling. This idea is supported by experiments that show that the static magnetic properties of Sr_2RuO_4 are the same in the normal and the superconducting phase [1,3] while no conclusive experimental proof [11-13] for the p-wave symmetry of the superconducting order parameter was found. No indication for ferromagnetic correlations has been found neither in neutron scattering investigations [14] nor other approaches [15-17]. Furthermore, the specific heat [18] and nuclear quadrupole resonance (NQR)

[7] are consistent with two-dimensional gapless fluctuations in the superconducting phase of Sr_2RuO_4 which are absent in superfluid ^3He .

The present approach consists of three logical steps. First it is shown that the correlations in the RuO_4 planes are dominated by quantum fluctuations. Based on non-perturbative methods [19] it is then possible to account for the experimentally observed magnetic structure factor [14] in detail.

In the second step it is shown that the coupling between the RuO_4 planes enhances the electron pair correlations via umklapp scattering processes [20]. In contrast to the in-plane correlations the inter-plane coupling can be treated perturbatively and leads to the superconducting phase transition. The presence of the two degenerate d_{zx} and d_{yz} orbitals together with Hund's rule coupling leads to Cooper pairs that carry a magnetic moment.

In a third step it is shown that the approach is consistent with a multitude of experimental observations [21]. The magnetic moment of the Cooper pairs accounts for the static magnetic properties [1,3] of Sr_2RuO_4 . Discussed closer herein is the observed specific heat.

Incommensurate magnetism In order to develop an understanding of the electronic correlations in the RuO_2 planes it is instructive to first discuss how perturbative approaches fail to describe the results from neutron scattering [14] in the normal phase.

The bare electronic band structure of Sr_2RuO_4 has been determined unambiguously by a number of methods [8,15,16]. Based on a tight binding band model for the band structure the effects of the on-site Coulomb repulsion can be included by a perturbative approach, the random phase approximation (RPA). It is then possible to calculate the magnetic structure factor. Various such studies have been performed with similar results [22-25].

Figure 1 visualizes a typical result [19] for the imaginary part of the dynamical magnetic susceptibility in RPA based on the band structures from the literature. The data have been convoluted with the experimental resolution appropriate for inelastic neutron scattering experiments. The structures in Fig. 1 reflect the dispersion of the bands in the q_x - q_y plane in reciprocal space. While the results from neutron scattering show pronounced peaks at $[0, \frac{\pi}{a}]; [0, -\frac{\pi}{a}]$ many of the other prominent structures have not been observed [14,26].

An obvious explanation is that the perturbative results underestimate the quantum fluctuations of the quasi two-dimensional system. In the presence of quantum fluctuations the magnetic susceptibility is expected to be en-

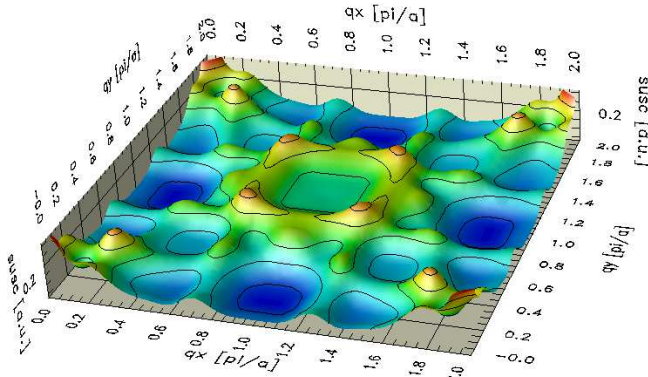


FIG. 1. Typical plot of the magnetic susceptibility in the q_x - q_y plane from RPA. Data are folded with the experimental resolution in neutron scattering experiments.

hanced much more homogeneously. The question then arises about the origin of the experimentally observed peaks at $[\frac{\pi}{2a}; \frac{\pi}{2a}]$.

The answer can be given in terms of the correlations of the d_{zx} and d_{yz} orbitals. The kinetic energy of the electrons in these orbitals is dominantly one dimensional [27,15,4], namely along x for the d_{zx} electrons and along y for the d_{yz} electrons. This allows us to bosonize the kinetic energy of the electrons in these orbitals. The on-site Coulomb interaction can then be included in a non-perturbative way.

The Fermi velocity of the d_{zx} and d_{yz} electrons has been estimated to be $v_F = 0.7$ eV \AA^{-1} [15,17]. Perturbative approaches [27,28,23,24] involve values for the on-site Coulomb repulsion that are of the same order as v_F , i.e., the system is rather in an intermediate than weak coupling regime. The coupling hybridizes the d_{zx} and d_{yz} electrons leading to dominantly quasi one-dimensional magnetic correlations along the diagonals of the system, i.e., along $x = y$ or $q_x = q_y$. The mathematical derivation of those correlations from a microscopic model is rather involved and the interested reader is referred to a forthcoming article (Ref. [19]).

The resulting anticipated quasi one-dimensional elementary magnetic excitation spectrum in reciprocal space is depicted in Fig. 2. The spectrum is gapless at $(\frac{\pi}{2a}, \frac{\pi}{2a}) = (\frac{\pi}{2a}, \frac{\pi}{2a})$ which leads to a dynamical magnetic structure factor that is strongly peaked as observed experimentally [14]. k_F is the Fermi wave number of the d_{zx} and d_{yz} electrons. The existence of a continuum is also consistent with experiments. Most striking though is that the width of magnetic excitations at energy !

$$q = \frac{!}{v_e} \quad (1)$$

is basically independent of the temperature as observed experimentally [14] (red bar Fig. 2). This feature is difficult to explain within other theoretical approaches. The comparison of Eq. (1) with experiment yields a value of

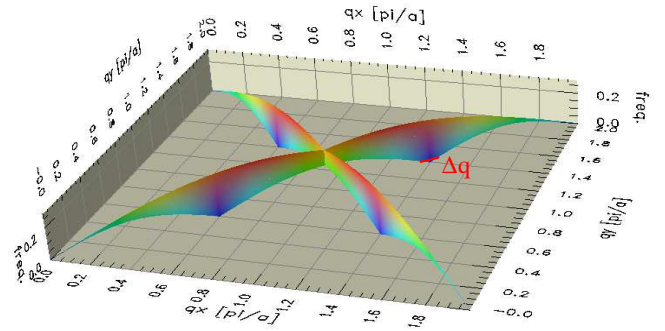


FIG. 2. Elementary, quasi one-dimensional magnetic excitation spectrum in the q_x - q_y plane as anticipated from the d_{zx} and d_{yz} electronic subsystem at intermediate coupling.

the velocity of the elementary magnetic excitations of $v_e = 120$ K which is consistent with the temperature dependence of the peak intensities [14,29].

In conclusion the intermediate coupling electronic correlations in the RuO_2 planes of Sr_2RuO_4 must be described by a homogeneous, two-dimensional part and quasi one-dimensional magnetic correlations along the diagonals of the basal plane.

Pair instability For the system to undergo a phase transition the correlations in the planes have to be coupled to form a three dimensional system. The inter-plane hopping t_z between the d_{zx} and d_{yz} orbitals has been estimated to be an order of magnitude smaller than the in-plane hopping [27,8]. We thus have a small parameter justifying a perturbative approach. The inter-plane hopping involving d_{xy} orbitals is expected to be significantly smaller for geometrical reasons [8,27,4] and is neglected.

Let us consider the lowest order coherent inter-plane pair hopping term

$$H_P = \sum_{l,l'} \frac{g_{l,l'}^2 t_z^2}{v_F} c_{l,l'}^y ; c_{l,l'}^y ; c_{l,l'}^y ; c_{l,l'}^y : \quad (2)$$

The electron creation and annihilation operators are $c_{l,l'}^y$ and $c_{l,l'}^y$ for orbital $2fx;yg$ with spin $2f; \#g$ on site l . The orbital indices $l,l' = 0, 1, 2, 3$ are restricted by the Pauli principle for $l = 0$ to $l = 3$ and $l' = 0$ to $l' = 3$.

The prefactor $1/g_{l,l'}^2 > g_{l,l'}^2$ takes into account that the pair hopping into the same orbital is suppressed by the Pauli exclusion principle. The presence of Hund's rule coupling favors spin triplet pairs over spin singlet pairs. Consequently one expects mixed orbital, spin-triplet pair hopping to be enhanced with respect to mixed orbital, spin-singlet pair hopping and same orbital hopping [20,25].

The Fermi operators in Eq. (2) can be Fourier transformed via

$$c_{l,l'}^y = \frac{1}{N} \sum_k e^{ikR_l} c_{k,l'}^y ; \quad (3)$$

The real-space positions of the Ru ions are given by \mathbf{R}_l , the \mathbf{k} are wave vectors. Limiting the discussion to the channel with the largest pair hopping amplitude the Hamiltonian becomes in reciprocal space

$$H_P = \sum_{\mathbf{b}=\mathbf{x};\mathbf{y};\mathbf{z}} \sum_{\mathbf{q}} \frac{V_{\mathbf{q};\mathbf{t}}}{N} P_{\mathbf{t};\mathbf{b}}^{\mathbf{y}}(\mathbf{q}) P_{\mathbf{t};\mathbf{b}}^{\mathbf{x}}(\mathbf{q}) : \quad (4)$$

The mixed orbital, spin-triplet pair operators are defined by

$$P_{\mathbf{t};\mathbf{b}}^{\mathbf{y}}(\mathbf{q}) = \sum_{\mathbf{r}; \mathbf{r}'; \mathbf{r}''} \sum_{\mathbf{r}'''} \sum_{\mathbf{r}''''} C_{\mathbf{q}; \mathbf{r}; \mathbf{r}'} C_{\mathbf{q}; \mathbf{r}''; \mathbf{r}'''} C_{\mathbf{q}; \mathbf{r}'''; \mathbf{r}''''} C_{\mathbf{q}; \mathbf{r}''''; \mathbf{r}} : \quad (5)$$

where $\mathbf{b}; \mathbf{r}$ are the Pauli matrices with $\mathbf{b} \in \mathbf{x}; \mathbf{y}; \mathbf{z}$. The effective potential is given by

$$V_{\mathbf{q};\mathbf{t}} = \frac{t_F^2}{V_F} \cos \frac{a}{2} q_x \cos \frac{a}{2} q_y \cos \frac{c}{2} q_z : \quad (6)$$

For $\mathbf{q} = \mathbf{q}_j$ with

$$\mathbf{q}_j = \frac{2}{a} \hat{x} + \frac{2}{a} \hat{y} + \frac{2}{c} \hat{z}; \frac{2}{a} \hat{x}; \frac{2}{a} \hat{y}; \frac{2}{c} \hat{z} \quad (7)$$

the potential is extremal and attractive, i.e., $V_{\mathbf{q}_j;\mathbf{t}}$

$t_F^2 = V_F$. As a consequence of the body centered tetragonal lattice structure the \mathbf{q}_j are reciprocal lattice vectors. In other words the body centered tetragonal lattice symmetry allows for an umklapp scattering driven pair instability.

The phase transition occurs at $T = T_c$ when the Stoner criterion

$$\chi_{\mathbf{t};\mathbf{b}}^{(P)}(\mathbf{q}_j; 0)_{T_c} = \chi_{\mathbf{t};\mathbf{b}}^{(P)}(0; 0)_{T_c} = V_{0;2}^{-1} \quad (8)$$

is fulfilled. $\chi_{\mathbf{t};\mathbf{b}}^{(P)}(\mathbf{q}; !)$ is the in-plane pair-pair correlation function with the pair operators as given in Eq. (5). The strength of the effective potential can be estimated [20] as $V_{\mathbf{q}_j;\mathbf{t}} = V_{0;\mathbf{t}} \frac{t_F^2}{V_F} \approx 6$ K which is consistent with the observed small critical temperature $T_c \approx 1.5$ K. In the absence of a magnetic field and neglecting symmetry breaking effects $\chi_{\mathbf{t};\mathbf{x}}^{(P)} = \chi_{\mathbf{t};\mathbf{y}}^{(P)} = \chi_{\mathbf{t};\mathbf{z}}^{(P)}$ and below the phase transition all three order parameter components have a finite expectation value $\langle P_{\mathbf{t};\mathbf{b}}(0) \rangle \approx 0.8$ b.

The superconducting phase transition is induced by inter-plane umklapp scattering. The Cooper pairs carry spin one that is the combined magnetic moment of the two bound electrons. This is consistent with the absence of a change of the Knight shift [1] and of the magnetic susceptibility [3] in the superconducting phase.

Order parameter fluctuations The order parameter in Sr_2RuO_4 has multiple internal degrees of freedom. The magnetic degrees of freedom are given by fluctuations between the three order parameter components $\langle P_{\mathbf{t};\mathbf{b}=\mathbf{x};\mathbf{y};\mathbf{z}} \rangle$. They can be parameterized by a SO(3) vector as $\mathbf{s} = (\sin \theta \sin \phi; \cos \theta \sin \phi; \cos \phi)^T$.

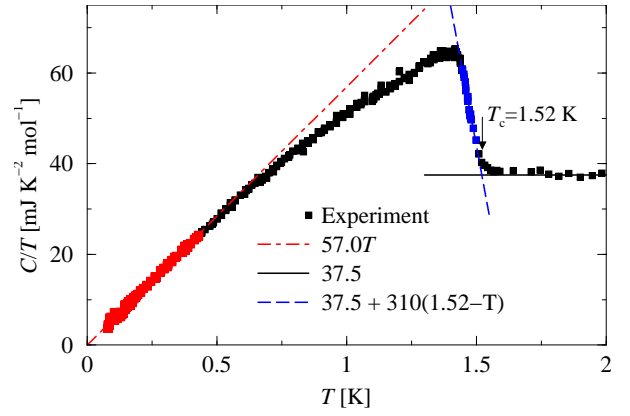


FIG. 3. Specific heat. The dash-dotted line is a fit to the region of quadratic temperature dependence. The dashed line is the linear fit from Eq. (12).

Muon spin relaxation (SR) measurements [2] and the out-of-plane critical field [21] suggests that the magnetic moment of the Cooper pairs lies predominantly in the x-y plane [20]. The vector \mathbf{s} is then reduced to SO(2) symmetry, i.e., $\phi = \pi/2$. This does not alter the physical results discussed herein.

The mean-field approach as discussed in the previous section ignored possible spatial anisotropies of the order parameter. Critical field measurements are consistent with the presence of two spatial order parameter components [30,21]. The model discussed in the context of the incommensurate magnetic fluctuations suggests that there are two distinguished directions in the system. As becomes apparent in Fig. 2 those are along $\mathbf{q}_x = \mathbf{q}_y$ and $\mathbf{q}_x = -\mathbf{q}_y$. Indeed, it follows from the microscopic model that the order parameter has two spatial components associated with these directions [20]. The components can be parameterized by a two-component vector \mathbf{r} .

In the superconducting (ordered) phase the fluctuations in each of the channels $\mathbf{r}; \mathbf{r}'$ can be described by a non-linear sigma model with the action [31]

$$S = \int d^2r \int_0^{\beta} d\tau \sum_{\mathbf{r}; \mathbf{r}'} \left[\frac{1}{2} \left(\frac{d\mathbf{r}}{d\tau} \right)^2 + \frac{1}{2} \left(\frac{d\mathbf{r}'}{d\tau} \right)^2 \right] : \quad (9)$$

The correlations in Sr_2RuO_4 along the z axis are two orders of magnitude smaller than in the RuO_2 planes [6,12]. The stiffness can thus be assumed to be isotropic in the plane but negligible along z. The action Eq. (9) is quasi two dimensional.

At low temperatures the action Eq. (9) describes quasi two-dimensional, gapless fluctuations. Their specific heat is quadratic in temperature. The symbols in Fig. 3 show the experimental specific heat over temperature C/T as published in Ref. [18] together with a linear low-temperature fit (dash-dotted line).

For not too small magnetic fields the magnetic fluctuations described by S_s in Eq. (9) are suppressed and will not contribute to the specific heat. One expects the

slope of $C_H = T$ versus T to be smaller than in the case without magnetic field consistent with the experimental observation [18,21].

A less obvious consequence of the gapless fluctuations in the superconducting phase is the linear temperature dependence of the specific heat below the phase transition. The blue symbols in Fig. 3 show the data from Ref. [18] in the linear range near T_c together with a linear fit (dashed line). The origin of this linearity can be understood by expressing the free energy of the system in terms of the electronic excitation gap Δ in the superconducting phase [32] valid for small reduced temperatures $t = 1 - T/T_c \ll 1$:

$$F = F_0 - A t^2 + D t^3 + B t^4 + O(t^5): \quad (10)$$

The presence of the third order term can be motivated by integrating out the internal degrees of freedom s and f [20]. Since Eq. (10) is an expansion in t and not in the order parameter itself the third order term leads to a phase transition of third order in the sense of Ehrenfest's definition.

The temperature dependence of the gap is obtained by minimizing the free energy Eq. (10) as

$$(\Delta)_t = \frac{2A}{3D} t: \quad (11)$$

The linear temperature dependence of the gap at the phase transition has been observed via the SR rate [2,20] and the excess current in tunneling experiments [11,20]. In a next step the specific heat near the phase transition $C = T = -(\partial^2 F / \partial T^2)$ is found as

$$\frac{C_{s\frac{1}{2}}}{T_c} = \frac{C_n}{T_c} + \frac{8}{9} \frac{A^3}{T_c^2 D^2} t = O(t^2) \quad (12)$$

that is consistent with the linear temperature dependence at the phase transition. C_n is the specific heat in the normal phase.

In conclusion it has been shown that the in-plane correlations of the RuO_2 subsystem of Sr_2RuO_4 exhibit dominant quantum fluctuations making the application of perturbative approaches questionable. The magnetic correlations have quasi one-dimensional components along the diagonals of the basal plane of the crystal. The superconducting instability is induced by inter-plane umklapp scattering in the body centered crystal structure. The hopping amplitude is largest in the mixed orbital, spin-triplet channel. Possible competing long range magnetic order is suppressed because of the strong in-plane quantum fluctuations and the frustrating body centered crystal structure.

The number of experimental results that are consistent with the model for the superconductivity in Sr_2RuO_4 presented here goes beyond what can be discussed in this overview. The interested reader is referred to Refs. [20] and [21]. The new insight into the superconductivity in

Sr_2RuO_4 may well help clarify the open questions posed by the properties of other layered transition metal oxides.

I am grateful to V. J. Emery for initiating this project. Instructive discussions with D. F. Agterberg, M. B. Raden, S. T. Carr, J. M. Tranquada, A. M. Tsvelik, M. W. Einert, and B. O. Wells, are acknowledged.

-
- [1] K. Ishida et al, Nature (London) 396, 658 (1998).
 - [2] G. M. Luke et al, Nature (London) 394, 558 (1998).
 - [3] J. A. Du y et al, Phys. Rev. Lett. 85, 5412 (2000).
 - [4] Y. Maeno, T. M. Rice, and M. Sigrist, Physics Today 54, 42 (2001).
 - [5] Y. Maeno et al, Nature (London) 372, 532 (1994).
 - [6] Y. Maeno et al, J. Phys. Soc. Jpn. 66, 1405 (1997).
 - [7] K. Ishida et al, Phys. Rev. Lett. 84, 5387 (2000).
 - [8] C. Bergemann et al, Phys. Rev. Lett. 84, 2662 (2000).
 - [9] T. M. Rice and M. Sigrist, J. Phys.: Condens. Matter 7, L643 (1995).
 - [10] G. Baskaran, Physica B 223 & 224, 490 (1996).
 - [11] F. Laube et al, Phys. Rev. Lett. 84, 1595 (2000).
 - [12] M. A. Tanatar et al, Phys. Rev. Lett. 86, 2649 (2001).
 - [13] K. Izawa et al, Phys. Rev. Lett. 86, 2653 (2001).
 - [14] Y. Sidis et al, Phys. Rev. Lett. 83, 3320 (1999).
 - [15] I. I. M. azin, D. A. Papaconstantopoulos, and D. J. Singh, Phys. Rev. B 61, 5223 (2000).
 - [16] A. D. Amoselli et al, Phys. Rev. Lett. 85, 5194 (2000).
 - [17] K. M. Shen et al, Phys. Rev. B 64, 180502(R) (2001).
 - [18] S. Nishizaki, Y. Maeno, and Z. Q. Mao, J. Phys. Soc. Jpn. 69, 572 (2000).
 - [19] R. W. Emmer and V. J. Emery, Preprint (2002).
 - [20] R. W. Emmer, Preprint (2002).
 - [21] R. W. Emmer, Preprint (2002).
 - [22] I. I. M. azin and D. J. Singh, Phys. Rev. Lett. 82, 4324 (1999).
 - [23] D. K. Morr, P. F. Trautman, and M. J. Graf, Phys. Rev. Lett. 86, 5978 (2001).
 - [24] I. Eremin, D. Manske, C. Joas, and K. H. Bennemann, cond-mat/0102074 (2001).
 - [25] T. Takimoto, Phys. Rev. B 62, R14641 (2000).
 - [26] M. B. Raden, private communication.
 - [27] I. I. M. azin and D. Singh, Phys. Rev. Lett. 79, 733 (1997).
 - [28] A. Liebsch and A. Lichtenstein, Phys. Rev. Lett. 84, 1591 (2000).
 - [29] K. Ishida et al, Phys. Rev. B 64, 100501(R) (2001).
 - [30] D. F. Agterberg, Phys. Rev. B 64, 052502 (2001).
 - [31] H. J. Schulz, in The Hubbard model: its physics and mathematical physics, edited by D. Baeriswyl (Plenum, New York, 1995), p. 89.
 - [32] M. Tinkham, Introduction to superconductivity, 2nd edition (McGraw-Hill, New York, 1996).