

# $\nu = 2$ Bilayer Quantum Hall System in Tilted Magnetic Field

A. A. Burkov and A. H. MacDonald

Department of Physics, Indiana University, Bloomington, IN 47405

Department of Physics, The University of Texas at Austin, Austin, TX 78712

(October 10, 2021)

We report on a theoretical study of  $\nu = 2$  bilayer quantum Hall system with a magnetic field that has a component parallel to the layers. As in the  $\nu = 1$  case, interlayer phase coherence is closely coupled to electron correlations and the Aharonov-Bohm phases introduced by a parallel magnetic field can have a strong influence on the ground state of the system. We find that response of a  $\nu = 2$  system to a parallel field is more subtle than that of a  $\nu = 1$  system because of the interplay between spin and layer degrees of freedom. There is no commensurate-incommensurate transition as the parallel field is increased. Instead, we find a new phase transition which can occur in fixed parallel field as the interlayer bias potential is varied. The transition is driven by the competition between canted antiferromagnetic order and interlayer phase coherence in the presence of the parallel field. We predict a strong singularity in the differential capacitance of the bilayer which can be used to detect the phase transition.

There has recently been a great deal of theoretical work on broken symmetry ground states in bilayer quantum Hall systems.<sup>1-21</sup> The simplest and most studied case has Landau level filling factor  $\nu = 1$ . For small enough layer separation these systems can have spontaneous interlayer phase coherence, i.e. phase coherence in the absence of inter-layer tunneling. This broken symmetry is driven by the improved inter-layer electronic correlations that it yields. Experimentally the existence of spontaneous interlayer phase coherence in  $\nu = 1$  bilayers has been quite directly established in a series of recent experiments by Eisenstein and collaborators.<sup>23-27</sup> Among the interesting phenomena that have been associated with spontaneous interlayer phase coherence is a strong response to the Aharonov-Bohm phases produced when the magnetic field is tilted from the normal to the layers and magnetic flux penetrates the space between the layers.<sup>6,7;24;28-30</sup> An in-plane field component alters the charge gap of the broken symmetry  $\nu = 1$  state, and eventually leads to a commensurate-incommensurate phase transition which introduces solitons in the inter-layer phase field. In this paper we present a theoretical analysis of the corresponding effects at Landau level filling factor  $\nu = 2$ .

For perpendicular fields, the  $\nu = 2$  bilayer's phase diagram is richer than at  $\nu = 1$  because both the pseudospin, used to describe the which layer degree of freedom, and the real spin are important. The ground state has both spin and interlayer phase coherence broken symmetries<sup>12</sup> and a very complex dependence on interlayer tunneling, bias potential, and Zeeman coupling external fields. For finite tunneling the ground state can be described as a canted antiferromagnet,<sup>8,9,11</sup> in which spins in opposite layers have opposing tilts away from the Zeeman field direction that are controlled by a competition between intralayer correlations, which favor ferromagnetic order within each layer, Zeeman coupling, which favors spin polarization along the magnetic field, and tunneling, which favors opposite orientations of the spins in opposite layers. The broken symmetry of this state has another aspect, however, which has usually been ignored in the literature—spontaneous phase coherence between up (down)-spin electrons in one layer and down (up)-spin electrons in the other layer. This order is spontaneous even at nonzero tunneling, unlike interlayer phase coherence in the  $\nu = 1$  case. The field that is conjugate to this order parameter, a spin-dependent tunneling field, is extremely weak in practice, removing a number of potentially interesting phenomena from experimental accessibility. This aspect of the broken symmetry is, however, key to understanding the subtle response of a  $\nu = 2$  bilayer to an in-plane field that we address in this paper. Experimental studies of  $\nu = 2$  bilayers have not yet produced experimental signatures of order or of phase transitions that are as stark as in the  $\nu = 1$  case. There are signatures of possible broken symmetry states in inelastic light scattering<sup>31</sup> and transport<sup>32,33</sup> experiments, but there is so far no direct proof that the antiferromagnetic and interlayer phase coherent orders do exist. This study of in-plane field response is motivated by the expectation that signatures of the phase coherent aspect of the  $\nu = 2$  state order should exist. We find that the commensurate-incommensurate transition with increasing parallel field that occurs in the  $\nu = 1$  case does not occur at  $\nu = 2$ , essentially because the  $\nu = 2$  phase coherence is off-diagonal in spin indices. However we do find a new phase transition which can occur in fixed parallel field as the interlayer bias potential is varied, which is a signature of the ground state broken symmetry. We predict a strong singularity in the differential capacitance of the bilayer which can be used to detect this phase transition.

To understand the response of the  $\nu = 2$  bilayer to a parallel field, it is helpful to compare it with the corresponding response at  $\nu = 1$ . In order to enclose the magnetic flux produced by the in-plane field component, bilayer system electrons must tunnel between layers. Because of macroscopic phase coherence, the properties of the ground state at  $\nu = 1$  are extremely sensitive to weak parallel magnetic fields  $B_{\parallel}$  oriented in the plane of the bilayer even when the amplitude for tunneling is very small, as shown both theoretically<sup>7</sup> and experimentally.<sup>24</sup> At very small parallel fields the ground state is commensurate, that is the relative phase between the electrons in opposite layers develops a uniform gradient that follows the gradient of the Aharonov-Bohm (AB) phase that multiplies the tunneling matrix element in one convenient gauge choice.<sup>7</sup> This gradient is oriented perpendicular to the in-plane field component, i.e. in the direction in which the AB phase accumulates linearly. In the commensurate state, the system preserves tunneling energy at the expense of the interlayer exchange-correlation energy. At a certain critical value of the parallel field  $B_{\parallel}$  the cost in exchange-correlation energy becomes too large and a phase transition to a soliton-lattice state occurs. At large  $B_{\parallel}$ , the soliton-lattice state asymptotically approaches an incommensurate state which fully gives up the tunneling energy in order to preserve the inter-layer exchange-correlation energy. The phase winding length  $L_{\parallel}$  at the commensurate-incommensurate phase transition is many times larger than the magnetic length  $\ell$ , indicative of the highly collective nature of this phenomenon.

The more complex behavior we find at  $\nu = 2$  reflects the presence of both antiferromagnetic and interlayer phase coherence aspects, that are influenced by the parallel field in a different manner. Indeed we find that the behavior of  $\nu = 2$  bilayer in a parallel field is mostly determined by the competition between antiferromagnetism and interlayer phase coherence. We find that for  $\nu = 2$  the commensurate state always has a lower energy than the incommensurate state and conclude that no soliton-lattice states of any type occur. The essential difference in the  $\nu = 2$  case is that

the system has more freedom to adjust to the parallel field than in the  $\nu = 1$  case, and can preserve a large fraction of its tunneling energy in the commensurate state even as  $B_{\text{jj}} \rightarrow 1$ . The driving force for the new transition we predict, which we expect to be of first order, is the competition between canted antiferromagnetic order and interlayer phase coherence in the parallel magnetic field. The transition results in discontinuities in the order parameters and a large singularity in the interlayer differential capacitance  $C_{\text{int}}$  of the system. Since  $C_{\text{int}}$  is a relatively easily measurable quantity, we expect it to be possible to observe this phase transition experimentally. Observation of this phase transition would be the first direct experimental proof of the existence of the canted antiferromagnetic and spontaneous interlayer phase coherent ordering in  $\nu = 2$  bilayers. It is interesting to note that similar parallel-field-induced first order transition manifested by a diverging differential capacitance, was recently predicted in  $\nu = 1$  bilayers.<sup>18;19</sup> Despite the similarity however, the mechanism of the transition is very different in our case.

Our paper is organized as follows. In Section II we introduce the class of unrestricted Hartree-Fock variational wavefunctions we consider. Our calculations become exact if a classical approximation is used for spin and pseudospin variables, charge fluctuations in the incompressible  $\nu = 2$  state are neglected, and broken translational symmetry, which would not be anticipated in this case unless there is a commensurate-incommensurate phase transition, can be ruled out as a possibility. The variational wavefunctions are specified by two arbitrary 4-component spinor wavefunctions, as in the approach used by one of us<sup>12</sup> in the absence of an in-plane field. Here, however, we allow each of the variational parameter phases to have uniform gradients of arbitrary magnitude. Our conclusions are based on the minimization of the corresponding energy functional, which leads to a set of Hartree-Fock single-particle equations, that are derived in Section II. Section III reports results of the numerical solution of the HF equations to locate minima of the Hartree-Fock energy functional. The behavior of order parameters as a function of in-plane field and physically adjustable external fields, the inter-layer bias potential in particular, is discussed. We focus here on the differential bilayer capacitance and on the anomaly it shows at the system's first order phase transition. We conclude in Section IV with a short resume of our results.

## II. UNRESTRICTED HARTREE-FOCK THEORY OF THE $\nu = 2$ BILAYER

The physics of the broken symmetry states at integer filling factors in quantum Hall systems is simplified by the fact that they are incompressible states that have a gap for charged excitations. We take advantage of this property by using a Hartree-Fock approximation that neglects charge fluctuations completely and amounts to using a classical approximation for the remaining spin and pseudospin degrees of freedom. We assume that only two single-particle states are relevant in the growth direction of the bilayer, one localized in each well, so that we can use a pseudospin to represent this translational degree of freedom. Electrons in  $\nu = 2$  bilayer system can then be described as being in a coherent superposition of spin and pseudospin up and down eigenstates. Our variational HF wavefunction has the form<sup>12</sup>

$$|\psi\rangle = \sum_{i,j} \sum_{k=1,2} \sum_{X=0,1} \left( z_{kX}^i c_{kX}^y + A_{ji} \right) |i\rangle \quad (1)$$

Here  $X$  is a Landau gauge Lowest Landau Level (LLL) orbital index and  $k$  is a spin-pseudospin state label ( $k = 1$  is a spin-up electron in the top layer,  $k = 2$  a spin-down electron in the top layer,  $k = 3$  a spin-up in the bottom layer, and  $k = 4$  a spin-down in the bottom layer). The spin quantization axis is along the magnetic field direction. The index  $i = 1, 2$  labels the two lowest energy eigenstates of the HF Hamiltonian which we derive below.

We allow the coefficients  $z_{kX}^i$  to have the following dependence on the LLL orbital index

$$z_{kX}^i = z_k^i e^{iQ_k X} \quad (2)$$

This choice generates translationally invariant spin and pseudospin spiral states and excludes the possibility of non translationally invariant states containing spin and pseudospin vortices or solitons. This restriction will be justified post factum by the fact that there is no commensurate-incommensurate phase transition in our system.

The microscopic Hamiltonian for lowest Landau level electrons in bilayers has the following form,

$$H = \sum_{k_1, k_2, X} c_{k_1 X}^y h_{k_1 k_2}^0 c_{k_2 X}^0 + \frac{1}{2} \sum_{k_1, k_2, X_1, X_2} c_{k_1 X_1}^y c_{k_2 X_2}^y c_{k_2 X_2}^0 c_{k_1 X_1}^0 h_{k_1 X_1, k_2 X_2}^0 + \sum_{j_1, j_2, X_1, X_2} c_{j_1 X_1}^0 c_{j_2 X_2}^0 h_{j_1 X_1, j_2 X_2}^0 \quad (3)$$

Here  $V$  is the 2D Coulomb interaction which is different if electrons are in the same or different layers and  $\hat{h}$  is the single-particle part of the Hamiltonian which is given by

$$\hat{h}^0 = \begin{pmatrix} (v=2)^{-1} & 0 & 0 \\ 0 & (t=2)^{-1} & 0 \\ 0 & 0 & (z=2)^{-1} \end{pmatrix} \quad (4)$$

Here  $v$ ,  $t$  and  $z$  are the interlayer bias, the tunneling amplitude (single-particle symmetric-antisymmetric gap) and the Zeeman splitting respectively. We assume that the interlayer tunneling amplitude is always nonzero. Unlike the  $\nu = 1$  case, where there is a spontaneous interlayer phase coherence at zero tunneling, broken symmetry states in  $\nu = 2$  case occur over a range of  $t$  values.  $\uparrow$  and  $\downarrow$  are 4 spin and pseudospin Pauli matrices. In a parallel magnetic field,  $B_{jj}$ , the tunneling matrix elements acquire an additional phase factor<sup>7</sup>  $e^{iQ_{jj}X}$ , where  $Q_{jj} = B_{jj}d/B_z^2$ , and  $d$  is the interlayer distance. It is easy to verify that these phase factors incorporate the AB phases associated with closed paths that enclose flux produced by the in-plane field. They are incorporated in the Hamiltonian by replacing the  $x$  pseudospin Pauli matrix by

$$\tilde{\sigma}_x = \begin{pmatrix} 0 & 0 & 0 & e^{iQ_{jj}X} & 0 \\ B & 0 & 0 & 0 & e^{iQ_{jj}X} \\ 0 & e^{-iQ_{jj}X} & 0 & 0 & 0 \\ 0 & 0 & e^{-iQ_{jj}X} & 0 & 0 \\ 0 & 0 & 0 & 0 & 1 \end{pmatrix} \quad (5)$$

We assume that as the sample is tilted, the perpendicular component of the magnetic field is kept constant, since we are interested in phenomena that occur at the fixed Landau level filling factor  $\nu = 2$ . The Zeeman coupling constant therefore depends on the parallel component of the magnetic field as

$$B_z = \frac{B}{\sin \theta} \quad (6)$$

At a particular value of the in-plane field, and external coupling parameters, we determine the ground state by calculating the expectation value of the Hamiltonian (3) in the many-body state (1) and optimizing it with respect to the variational parameters  $z_k^i$  and  $Q_k$ . It is important to realize that unlike the case with no parallel field,<sup>12</sup> the variational parameters cannot be assumed to be real. In the present case the Hartree-Fock energy must be optimized with respect to both absolute values  $z_k^i$  and phases  $Q_k X$  of all of the amplitudes  $z_{kX}^i$ . The Hartree-Fock energy is given by

$$E = \frac{1}{2} \sum_{k_1, k_2, X} V_{k_1 k_2}^z + \sum_{k_1, k_2} t_{k_1 k_2}^x + \sum_{k_1, k_2} z_{k_1 k_2}^z + \sum_{k_1, k_2} H_{k_1 k_2}^z [\Gamma r(z)] + \sum_{k_1, k_2} e^{i(Q_{k_1} - Q_{k_2})X} F_{k_1 k_2}(Q_{k_1} - Q_{k_2}) \sum_{k_2, k_1} e^{i(Q_{k_2} - Q_{k_1})X} \quad (7)$$

Here  $\Gamma$  is the Hartree-Fock density matrix

$$\Gamma_{k_1 k_2}^z = \sum_{i=1}^X z_{k_1}^i z_{k_2}^i \quad (8)$$

$H$  is the parameter characterizing the Hartree (electrostatic) energy

$$H = (2\pi)^{-1} V(q=0); \quad (9)$$

where  $V = (V_S - V_D)/2$  and  $V_{S,D}$  are the Coulomb interactions between electrons in the same or different layers. For strictly 2D layers  $V_{S,D}$  are given by

$$V_S(q) = \frac{2e^2}{q} \\ V_D(q) = \frac{2e^2}{q} e^{-qd} \quad (10)$$

Parameters  $F_{kk^0}$  characterizing the exchange matrix elements of the Hamiltonian are given by

$$F_{k_1 k_2}(Q_{k_1} - Q_{k_2}) = \frac{1}{(2\pi)^2} \int d^2q V_{k_1 k_2}(q) e^{iq^2 r^2/2 - i(Q_{k_1} - Q_{k_2})q_y r^2}; \quad (11)$$

where  $V_{k_1 k_2}$  is equal to  $V_S$  when the labels refer to the same layer and to  $V_D$  when the labels refer to different layers. Eq. (11) captures the reduction in exchange energy that occurs when different components of the variational spinors have different wavevectors. Note that only the tunneling part of the Hartree-Fock energy depends on the LLL orbital label  $X$ .

Minimizing the HF energy with respect to  $z_{kX}^i$  one obtains the following Hartree-Fock single-particle Hamiltonian

$$h_{k_1 k_2}^{HF}(X) = h_{k_1 k_2}^0(X) + H_{k_1 k_2}^Z [\Gamma r(\mathbf{z})]_{k_1 k_2} e^{i(Q_{k_1} - Q_{k_2})X} F_{k_1 k_2}(Q_{k_1} - Q_{k_2}): \quad (12)$$

The most convenient strategy for numerical calculations is to solve the Hartree-Fock equations

$$\sum_{k_2} h_{k_1 k_2}^{HF}(X) z_{k_2}^i e^{i(Q_{k_2} - Q_{k_1})X} = z_{k_1}^i \quad (13)$$

to find extrema of the energy functional for given values of the  $Q_k$ , and then optimize the  $Q_k$  values.

Three classes of solutions of (13) exist. In each case, as implied by the notation of Eq. (13), the single-particle eigenvalues are independent of  $X$ .

1. Fully commensurate solutions, that fully preserve the tunneling energy for both spin directions. In this case  $Q_1 - Q_3 = Q_2 - Q_4 = Q_{jj}$  to capture the tunneling energy. It will be critical below that  $Q_1 - Q_2$  and  $Q_3 - Q_4$  can still be varied arbitrarily, at a cost in exchange energy within each well but without any cost in tunneling energy.
2. Fully incommensurate solutions in which all phase gradients are set to zero. Strictly speaking these solutions solve the Hartree-Fock equations only if the tunneling amplitude is set to zero. From a variational point of view, these solutions may be regarded as approximations to the soliton lattice states that could occur in the system, for which the tunneling contribution to the energy vanishes when  $Q_{jj}$  is much larger than the critical value at which the commensurate-incommensurate transition occurs. We find below that, unlike the  $\nu = 1$  case, incommensurate solutions always have higher energy than commensurate solutions and conclude on this basis that there is no commensurate-incommensurate phase transition for  $\nu = 2$ .
3. Partially commensurate/incommensurate solutions with tunneling energy preserved for only one of the spin directions. Here we have  $Q_1 - Q_3 = 0; Q_2 - Q_4 = Q_{jj}$  or  $Q_1 - Q_3 = Q_{jj}; Q_2 - Q_4 = 0$ .

Our numerical calculations demonstrate that the fully commensurate solution is always the ground state. The main reason that the commensurate-incommensurate transition does not happen in our case is that at  $\nu = 2$  an additional degree of freedom — the phase difference between spin-up and -down electrons in the same layer is available, allowing the system to keep the tunneling energy without suffering almost any loss of exchange energy. In what follows we will discuss only commensurate solutions.

### III. RESULTS AND DISCUSSION

We have solved the HF equations (13) numerically for different values of parallel magnetic field, interlayer bias potential, and tunneling amplitude. We keep the Zeeman splitting at zero parallel field fixed at  $\frac{0}{z} = 0.01$  in units of  $e^2 = \hbar$  since it is difficult to deviate far from this value in experimental systems. We keep the interlayer distance  $d$  equal to the magnetic length, since it is also difficult to vary this parameter widely. Since the same-spin interlayer phase difference is fixed by tunneling, there is only one free phase gradient in commensurate state calculations, the gradient of the phase difference between the up- and down-spin electrons in the same layer, which we will denote by  $Q$ . All the phase difference gradients can be expressed in terms of this gradient and the one due to the parallel field  $Q_{jj} = B_{jj}d = B_z \ell^2$  as follows

$$\begin{aligned} Q_1 - Q_3 &= Q_2 - Q_4 = Q_{jj} \\ Q_1 - Q_2 &= Q_3 - Q_4 = Q \\ Q_1 - Q_4 &= Q_{jj} + Q \\ Q_2 - Q_3 &= Q_{jj} - Q \end{aligned} \quad (14)$$

We see from Eq. (14) that the intralayer phase gradient  $Q$  and the interlayer phase gradient due to the parallel field  $Q_{jj}$  are coupled. The optimal value of  $Q$  is determined mostly by an interplay between the intralayer spin exchange energy, proportional to  $F_S(Q)$ , and the interlayer exchange energy, proportional to  $F_D(Q_{jj} + Q)$  and  $F_D(Q_{jj} - Q)$ .

At each value of  $B_{jj}$ ;  $t$ ;  $v$  and  $Q$  we find the self-consistent solution of the HF equations and optimize it with respect to  $Q$ . In Fig. 1 we plot the total Hartree-Fock energy as a function of  $Q_{jj}$  for  $t = 0.1$  and  $v = 1.0$ , comparing it to the Hartree-Fock energy of the incommensurate state, i.e. the energy in the absence of tunneling. If the commensurate state energy crossed above the incommensurate state energy at some value of  $Q_{jj}$ , we would expect a commensurate-incommensurate phase transition to occur. Indeed, we see in Fig. 1 that this is exactly what does occur when  $Q$  is fixed at zero for each value of  $Q_{jj}$ . However, when  $Q$  is properly optimized at each value of  $Q_{jj}$ , it becomes clear that the transition is circumvented. The cusp in the dependence of the HF energy of the commensurate state on  $Q_{jj}$  is a signature of a first order transition as is evident from the plot of the optimal value of  $Q$  vs.  $Q_{jj}$  in the same figure. By going from a state with  $Q = 0$  to  $Q = Q_{jj}$  the system gains spin-orbital diagonal interlayer exchange energy ( $F_D(Q_{jj} - Q)$ ) without losing all of its tunneling energy. The new state is very close to the incommensurate state, but has slightly lower energy, since tunneling energy is small but still nonzero. This is illustrated in Fig. 2 where interlayer exchange and tunneling contributions to the total HF energy are plotted for both optimized and unoptimized commensurate states. Thus the commensurate-incommensurate transition is avoided.

Once we have obtained the optimal HF solution, various physical observables can be evaluated. In particular we are interested in the behavior of the canted antiferromagnetic order parameter  $O_{zx} = \hbar^z \cdot \hat{x}$ , the interlayer phase coherence order parameter  $O_{xx} = \hbar^x \cdot \hat{x}$  and the interlayer differential capacitance  $C_{int} = d\hbar^z/dv$ . The latter quantity is experimentally accessible.

In the absence of an in-plane field the  $\ell = 2$  bilayer phase diagram is already rich with a continuous phase transition occurring between broken symmetry and normal ground states along a boundary that is sensitive to all external field parameters, particularly the interlayer bias potential. We find that in a parallel magnetic field there is in addition a first-order transition characterized by a discontinuous change in  $Q$ . The canted antiferromagnetic aspect of the ordered state is favored by the intralayer spin exchange interaction which is maximized at  $Q = 0$ . At a zero parallel field the same is true for the interlayer exchange which favors the interlayer phase coherent aspect of the broken symmetry state's order. However, at a finite field the interlayer exchange energy of the commensurate state is maximized at  $Q = Q_{jj}$ . A nontrivial optimal value of  $Q$  exists, depending on the relative strength of the two order parameters, a competition that is tunable by the external interlayer bias potential.

Our numerical results are shown in Figs. 3-6. Fig. 3 illustrates the system's dependence on bias potential for a relatively small tunneling amplitude  $t = 0.05$  and a tilt angle  $\theta = \tan^{-1}(B_{jj}/B_z) = 72.0^\circ$  deg, where we do not observe first order transitions. As the bias potential is increased, there are two order-disorder transitions at which the differential capacitance has a discontinuity, but no divergence. In this case, the canted antiferromagnetic order parameter is very small and  $Q = Q_{jj}$  in the broken symmetry region, since it allows for a greater gain in the interlayer exchange energy. In the disordered phase (where order parameters are zero) the HF energy does not depend on the intralayer phase gradient  $Q$ , so that no singularity is observed at the order-disorder transition. Fig. 4 shows the same dependence at  $t = 0.1$  for a tilt angle  $\theta = 58.0^\circ$  deg. In this case there is a discontinuity in the charge transferred between layers by the bias potential and a corresponding delta-function contribution to the differential capacitance. This feature is associated with a shift in the value of  $Q$  at which the global energy minimum occurs from a small value  $Q = 0$  to  $Q = Q_{jj}$ . These two ground states have different equilibrium charge imbalances between the layers, hence the discontinuous change in the charge imbalance at the transition. A similar feature occurs at a larger bias potential when the global minimum shifts back to small  $Q$ . At larger value of  $t$ , as illustrated in Fig. 5, the two peaks have comparable strength.

First order transitions occur as a function of bias voltage in the shaded region in the tilt angle  $|\theta|$  -  $t$  phase space in Fig. 6. Discontinuous transitions do not occur for very small tunneling amplitudes because the canted antiferromagnetic aspect of the order is relatively weak so that it is always preferable to have  $Q = Q_{jj}$  to optimize interlayer exchange energy. For very strong tunneling the first order transitions occur only for tilt angles nearly equal  $90^\circ$  deg, because the canted antiferromagnetic order dominates the interlayer phase coherence and the cost in interlayer exchange needs to be very high to trigger the transition. The first order transition region has a high-tilt boundary since the canted antiferromagnetic order is weakened by tilting the sample due to the dependence of the Zeeman coupling on the parallel component of the field (see Eq. (6)). Fig. 6 was obtained by sweeping the bias voltage at fixed values of the tunneling amplitude and tilt angle and observing if the first order transitions and the corresponding differential capacitance singularities were present. Since we have probed a limited number of points in the tunneling amplitude  $|\theta|$  phase space, the curves in Fig. 6 are approximate. The corresponding error can be estimated to be  $\sim 1^\circ$  deg.

Since interlayer capacitance measurements are relatively straightforward, the observation of the above described divergences would be a very direct and unambiguous proof that the theoretically predicted broken symmetries in  $\ell = 2$  bilayers do indeed exist.

#### IV . S U M M A R Y

The ordered ground state of  $\nu = 2$  bilayer quantum Hall systems can be regarded as a canted antiferromagnet or as a state with spontaneous coherence between states of opposite spin in opposite layers. In the case of  $\nu = 1$  systems, competition between the tunneling energy and interlayer correlation energy in tilted magnetic fields leads to commensurate-incommensurate phase transition and a large reduction in the charge excitation gap. In this paper, we have considered the behavior of the  $\nu = 2$  bilayer quantum Hall system in a parallel magnetic field using an unrestricted Hartree-Fock approximation. We have found that it differs strongly from the corresponding behavior of  $\nu = 1$  bilayers. The commensurate-incommensurate phase transition does not occur. Due to the spin-off-diagonal nature of the interlayer phase coherence, the cost in exchange energy may always be kept low enough for commensurate state to remain the ground state. We find that in a certain range of tunneling amplitudes first order transitions can occur as a function of bias voltage at which intralayer correlations are improved and interlayer correlations are weakened and vice versa. The transitions are manifested by discontinuities in the interlayer bias dependence of the order parameters and are responsible for singularities that we predict in the interlayer differential capacitance. Observations of these phase transitions would provide a direct verification of broken symmetry states in  $\nu = 2$  bilayer quantum Hall ferromagnets. As a final note, we would like to point out that the same first order transitions can be observed at a fixed bias voltage by changing the tilt angle. We have intentionally limited our work to transitions driven by the bias voltage since experimentally it is much easier to change the bias at a fixed tilt angle than vice versa.

This work was supported by the Welch Foundation, by the Indiana 21st Century Fund, and by the National Science Foundation under grant DMR 0115947. AHM acknowledges a helpful conversation with Luis Brey.

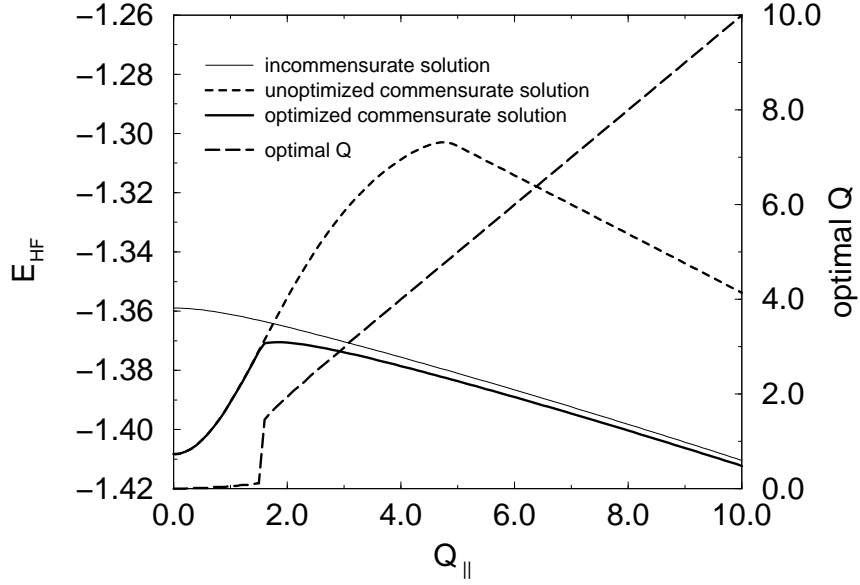


FIG. 1. Hartree-Fock energy of the commensurate state optimized with respect to the intralayer phase gradient  $Q$  (thick solid line), incommensurate state ( $Q = 0$ ) (thin solid line) and commensurate state at  $Q = 0$  (short-dashed line) for  $t = 0.1$  and  $v = 1.0$ . Also shown is the optimal value of the intralayer phase gradient  $Q$  (long-dashed line). There is a commensurate-incommensurate transition if one keeps  $Q$  equal to zero. However, when commensurate state is optimized with respect to  $Q$  the transition is avoided.

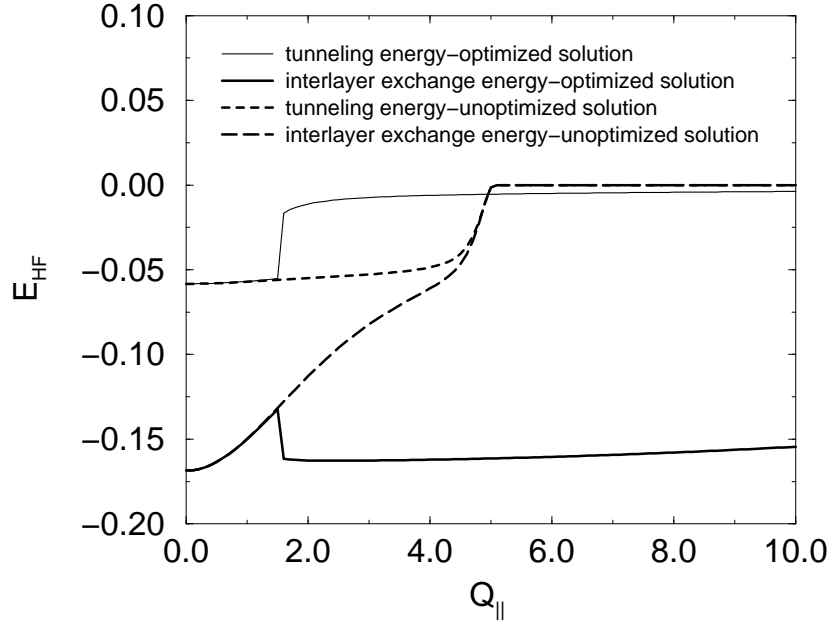


FIG. 2. Interlayer exchange HF energy (thick solid line) and tunneling energy (thin solid line) for the fully optimized commensurate solution and the corresponding energies for the unoptimized solution ( $Q = 0$ ) (dashed lines) at  $t = 0.1$ ,  $v = 1.0$ . Fully optimized commensurate state gains interlayer exchange energy at the same time preserving nonzero tunneling energy.



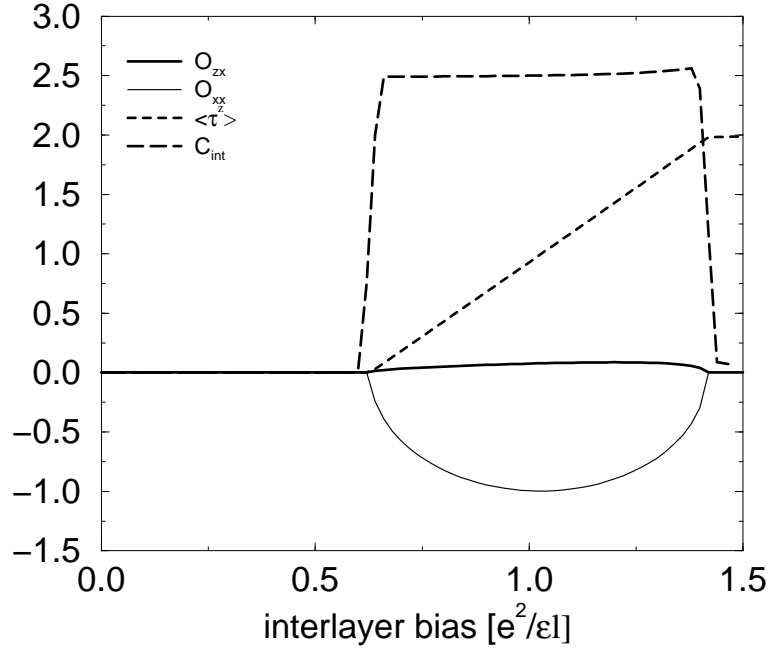


FIG. 3. Order parameters  $O_{zx}$  (thick solid line),  $O_{xx}$  (thin solid line), charge in balance (dashed line) and differential capacitance (long dashed line) for  $t = 0.05$ , and tilt angle  $\theta = 72.0$  deg. There are two continuous order-disorder transitions, where differential capacity has a discontinuity but no divergence. The canted antiferromagnetic order is too weak to compete with interlayer phase coherence, hence no first order transition is observed.

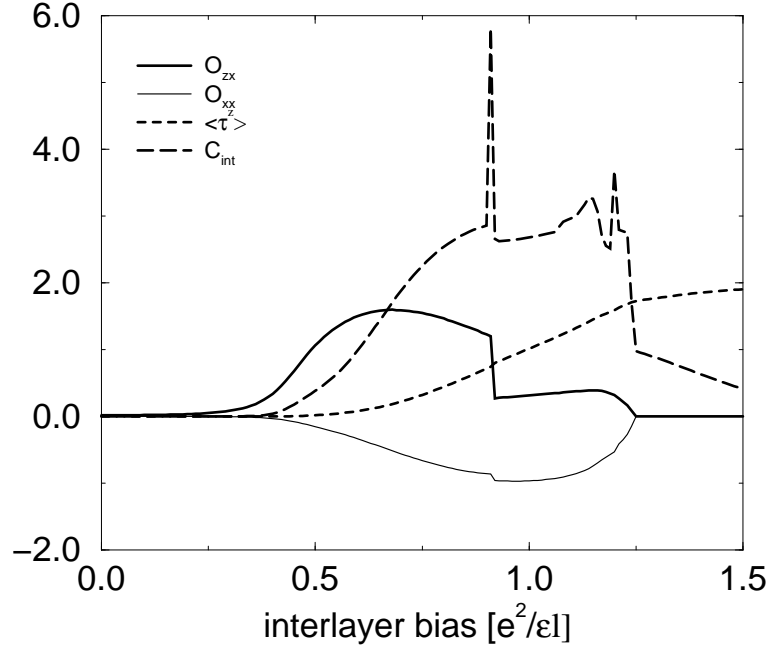


FIG. 4. Order parameters  $O_{zx}$  (thick solid line),  $O_{xx}$  (thin solid line), charge in balance (dashed line) and differential capacitance (long dashed line) for  $t = 0.1$ , and a tilt angle  $\theta = 58.0$  deg. There are two first order transitions between a state where canted antiferromagnetic order dominates to a state with interlayer phase coherence dominating and back. Transitions are manifested by divergences in the interlayer differential capacitance.

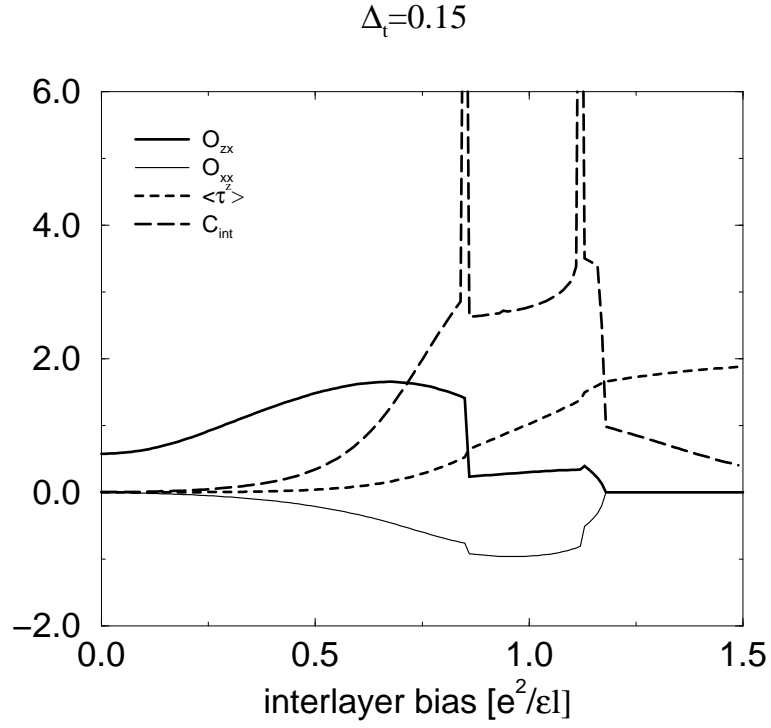


FIG. 5. Order parameters  $O_{zx}$  (thick solid line),  $O_{xx}$  (thin solid line), charge imbalance (dashed line) and differential capacitance (long dashed line) for  $t = 0.15$ , and a tilt angle  $\theta = 66.5^\circ$ . The first order phase transitions due to the competition between canted antiferromagnetism and interlayer phase coherence have become more pronounced.

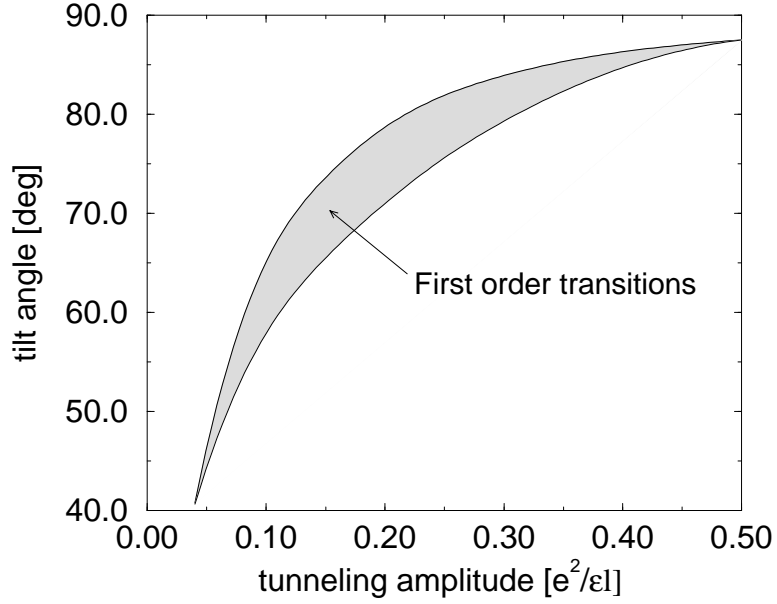


FIG. 6. First order phase transitions driven by the bias voltage are observed in the shaded region in the interlayer tunneling | tilt angle phase space.

- 
- <sup>1</sup> H. A. Fertig, Phys. Rev. B 40, 1087 (1989).
  - <sup>2</sup> A. H. MacDonald, P. M. Platzman, G. S. Boebinger, Phys. Rev. Lett. 65, 775 (1990).
  - <sup>3</sup> L. Brey, Phys. Rev. Lett. 65, 903 (1990).
  - <sup>4</sup> X. G. Wen, A. Zee, Phys. Rev. Lett. 69, 1811 (1992).
  - <sup>5</sup> Z. F. Ezawa, A. Iwazaki, Int. J. Mod. Phys. B 19, 3205 (1992); Z. F. Ezawa, A. Iwazaki, Phys. Rev. B 47, 7295 (1993).
  - <sup>6</sup> K. Moon, H. Mori, Kun Yang, S. M. Girvin, A. H. MacDonald, L. Zheng, D. Yoshioka, Shou-Cheng Zhang, Phys. Rev. B 51, 5138 (1995).
  - <sup>7</sup> Kun Yang, K. Moon, Lot Belkhir, H. Mori, S. M. Girvin, A. H. MacDonald, L. Zheng, D. Yoshioka, Phys. Rev. B 54, 11644 (1996).
  - <sup>8</sup> L. Zheng, R. J. Radtke, S. Das Sarma, Phys. Rev. Lett. 78, 2453 (1997).
  - <sup>9</sup> S. Das Sarma, S. Sachdev, L. Zheng, Phys. Rev. B 58, 4672 (1998).
  - <sup>10</sup> Z. F. Ezawa, Phys. Rev. Lett. 82, 3512 (1999); Phys. Lett. A 249, 223 (1998).
  - <sup>11</sup> L. Brey, E. Demler, S. Das Sarma, Phys. Rev. Lett. 83, 168 (1999).
  - <sup>12</sup> A. H. MacDonald, R. Rajaraman, T. Jungwirth, Phys. Rev. B 60, 8817 (1999).
  - <sup>13</sup> B. Paredes, C. Tejedor, L. Brey, L. Martin-Moreno, Phys. Rev. Lett. 83, 2250 (2000).
  - <sup>14</sup> Min-Fong Yang, Ming-Che Chang, Phys. Rev. B 60, R13985 (1999).
  - <sup>15</sup> J. Schliemann, A. H. MacDonald, Phys. Rev. Lett. 84, 4437 (2000).
  - <sup>16</sup> J. Schliemann, S. M. Girvin, A. H. MacDonald, Phys. Rev. Lett. 86, 1849 (2001).
  - <sup>17</sup> S. Ghosh, R. Rajaraman, Phys. Rev. B 63, 035304 (2000).
  - <sup>18</sup> L. Radzihovsky, Phys. Rev. Lett. 87, 236802 (2001).
  - <sup>19</sup> M. Abofath, L. Radzihovsky, A. H. MacDonald, cond-mat/0110049 (2001).
  - <sup>20</sup> Y. N. Joglekar, A. H. MacDonald, Phys. Rev. B 64, 155315 (2001).
  - <sup>21</sup> L. Balents, L. Radzihovsky, Phys. Rev. Lett. 86, 1825 (2001); A. Stem, S. M. Girvin, A. H. MacDonald, N. Ma, *ibid.* 86, 1829 (2001); M. M. Fogler, F. Wilczek, *ibid.* 86, 1833 (2001); Y. N. Joglekar, A. H. MacDonald, *ibid.* 87, 196802 (2001).
  - <sup>22</sup> A. A. Burkov, A. H. MacDonald, cond-mat/0201355 (2002).
  - <sup>23</sup> J. P. Eisenstein, G. S. Boebinger, L. N. Pfeiffer, K. W. West, Song He, Phys. Rev. Lett. 68, 1383 (1992).
  - <sup>24</sup> S. Q. Murphy, J. P. Eisenstein, G. S. Boebinger, L. N. Pfeiffer, K. W. West, Phys. Rev. Lett. 72, 728 (1994).
  - <sup>25</sup> I. B. Spielman, J. P. Eisenstein, L. N. Pfeiffer, K. W. West, Phys. Rev. Lett. 84, 5808 (2000).
  - <sup>26</sup> I. B. Spielman, J. P. Eisenstein, L. N. Pfeiffer, K. W. West, Phys. Rev. Lett. 87, 036803 (2001).
  - <sup>27</sup> M. Kellogg, I. B. Spielman, J. P. Eisenstein, L. N. Pfeiffer, K. W. West, cond-mat/0108403 (2001).
  - <sup>28</sup> N. Read, Phys. Rev. B 52, 1926 (1995).
  - <sup>29</sup> C. B. Hanna, A. H. MacDonald, S. M. Girvin, Phys. Rev. B 63, 125305 (2001).
  - <sup>30</sup> E. Papa, A. M. Tsvelik, cond-mat/0201343 (2002).
  - <sup>31</sup> V. Pellegrini, A. Pinczuk, B. S. Dennis, A. S. Paut, L. N. Pfeiffer, K. W. West, Phys. Rev. Lett. 78, 310 (1997).
  - <sup>32</sup> A. Sawada, Z. F. Ezawa, H. Ohno, Y. Horikoshi, Y. Ohno, S. Kishimoto, F. Matsukura, M. Yasumoto, A. Urayama, Phys. Rev. Lett. 80, 4534 (1998).
  - <sup>33</sup> V. S. Khrapai et al., Phys. Rev. Lett. 84, 725 (2000).