

Disorder induced phase segregation in $\text{La}_{2-3}\text{Ca}_{1-3}\text{MnO}_3$ manganitesM. García-Hernández¹, A. Mellergård², F. J. Mompes¹, D. Sánchez¹, A. de Andrés¹, R. L. McGreevy² and J. L. Martínez¹¹Instituto de Ciencia de Materiales de Madrid (CSIC), Cantoblanco, E-28049 Madrid, Spain²NFL Studsvik, Uppsala University, Sweden

(Received April 14, 2024)

Neutron powder diffraction experiments on $\text{La}_{2-3}\text{Ca}_{1-3}\text{MnO}_3$ over a broad temperature range above and below the metal-insulator transition have been analyzed beyond the Rietveld average approach by use of Reverse Monte Carlo modelling. This approach allows the calculation of atomic pair distribution functions and spin correlation functions constrained to describe the observed Bragg and diffuse nuclear and magnetic scattering. The results evidence phase separation within a paramagnetic matrix into ferro and antiferromagnetic domains correlated to anisotropic lattice distortions in the vicinity of the metal-insulator transition.

PACS: 75.30.Vn, 73.40.-c

Rare earth (R) doped manganites with general formula $\text{R}_{1-x}\text{A}_x\text{MnO}_3$, where A is an alkaline earth cation, show an intricate phase diagram with a broad phenomenology that ranges from ferromagnetic (FM) to antiferromagnetic (AF) interactions and from metallic or semiconducting behaviour to charge ordered insulators, depending upon the level of doping and some structural parameters¹. However, recent theoretical developments start to draw a unified picture that confers a prominent role to the intrinsic inhomogeneities present in these systems leading to a strong tendency towards phase separation (PS)². The particular transport and magnetic properties of a given composition would be determined by the specific equilibrium sustained between competing segregated domains: typically ferromagnetic (FM) metallic, antiferromagnetic (AF) orbital or charge ordered, and paramagnetic (PM) insulating patches^{2,4}.

Large differences observed in the ground state of manganites are related to the existence of two different mechanisms leading to the phases mixture: Firstly, electronic phase separation would dominate in the extreme doping regimes and would render nanometer scale clusters. Secondly, equal electronic density phase separation induced by disorder would configure a mixed phase scenario around a first order metal-insulator (MI) transition in the intermediate hole doping range. Here the level of disorder is the chief variable defining the length scale of each phase. Within the latter context, the MI transition is treated in a percolative framework where the conduction through metallic or insulating phases alternatively dominate the transport below and above T_{MI} , respectively^{5,6}. Magnetoresistive properties are also explained as the result of altering the initial equilibrium between phases, the applied magnetic field reinforcing and enlarging the FM and metallic domains at the expense of the insulating ones (either AF or PM)^{2,5,6}.

$\text{La}_{2-3}\text{Ca}_{1-3}\text{MnO}_3$ (LCMO) appears to be a good realization of a system where disordered induced PS may take place. It shows a PM to FM first order⁷ transition around $T_c = 270$ K, about the same temperature where the electronic transport undergoes a MI transi-

tion (see Fig. 1). Nonhomogeneous states have been inferred in LCMO from experiments supporting polaronic descriptions of the system^{8,9} but lacking a microscopic description of the inhomogeneities. Scanning tunneling spectroscopy has revealed the mixed phase tendencies of LCMO thin films¹⁰ but, recently, nanometer PS in thin films has been associated to extrinsic effects, such as the existence of microstrains at the interface with the substrate¹¹. Nanometer regions of charge ordering have been also observed by electron microdiffraction techniques in LCMO¹² and local lattice distortions associated to polarons have been reported from diffuse x-ray experiments in the PM phase of LCMO¹³.

This is consistent with Neutron Powder Diffraction (NPD) experiments analyzed in terms of pair distribution functions that report on local lattice distortions, compatible with lattice polaron formation as well as with a mixed phase scenario^{14,16}. These groups, however, do not incorporate in their analysis the diffuse magnetic contribution to the scattering and, consequently, fail to give a microscopic magnetic counterpart associated to the observed lattice distortion. The existence of two such segregated magnetic phases (FM and PM) in LCMO has indeed been reported¹⁷ by inelastic magnetic neutron scattering experiments but, due to the low neutron momentum transfer range explored, these authors cannot provide evidence of the coupling of the magnetic system to the lattice. In this letter we provide unambiguous experimental evidence of PS at a microscopic scale in LCMO and follow the temperature evolution of the interplay of magnetic and structural degrees of freedom from 15 K up to 325 K. Our results are compatible with theoretical predictions^{2,6}.

We have combined Neutron Powder Diffraction techniques and Reverse Monte Carlo (RMC)¹⁸ modelling of the Bragg (nuclear and magnetic) and diffuse scattering intensities. In RMC modelling, atomic and spin coordinates for a set of ions are arranged non-periodically within a simulation box and varied at random without any intervening potential. An optimal configuration for the nuclear and spin variables is then found whose total

(nuclear and magnetic) calculated powder structure factor, $S(Q)$, fits the observed one in a least-squares sense. Within this fitted configuration, calculation of nuclear pair correlation functions, $g(r)$, and spin-spin spatial $h(0): (r)_i$ correlation functions is possible along specified directions and planes in the crystal.

Polycrystalline $\text{La}_{2/3}\text{Ca}_{1/3}\text{MnO}_3$ was prepared by the citrate technique¹⁹ and characterized by x-ray diffraction to assess the phase purity. The Curie temperature, T_c , was determined using SQUID magnetometry to be around 270 K as seen in Fig. 1. NPD data were measured on the SLAD diffractometer at the NFL Studsvik, in the temperature range $15\text{ K} < T < 325\text{ K}$ and momentum transfer Q range $1 < Q(\text{\AA}^{-1}) < 10$. Careful measurements of the empty container, background and proper subtraction of these contributions as well as those from multiple scattering were done. Rietveld refinements of the lattice constants were done for a Pnma cell at all measured temperatures and the derived atomic coordinates used as starting configuration for the RMC runs at each temperature.

For the RMC simulations we used a box equivalent to $6 \times 4 \times 6$ Pnma (b long axis) single cells for which the La and Ca atoms are treated from the point of view of neutron scattering as a weighted average atom. Classical spins are attached to the positions occupied by magnetic ions whose orientation is also randomly tried. The scattering contribution from this magnetic simulation box is added to the nuclear one in order to make the comparison with the measured structure factor. Only Mn ions carry classical spins whose form factor corresponds to a weighted $\text{Mn}^{3+} = \text{Mn}^{4+}$ average. This is equivalent to assume equal electronic density for the various phases as stated in the theory^{5,6}. For each temperature, all nuclear and magnetic cells are initially dressed with atoms and spins as obtained from Rietveld refinement of the experimental data. Minimum interatomic distances and total magnetic moment constraints are applied. The RMCPOW code¹⁸ also provides for the adequate polycrystalline averaging.

Figure 2a, shows a representative set of experimental data along with the corresponding RMC and Rietveld fittings. Notice that RMC not only shows a better agreement than the Rietveld refinement but also provides a microscopic description of the system free from "a priori" assumptions, as seen in Figure 2b. In order to stress the sensitivity of our RMC models to the local magnetic correlations, we have calculated the magnetic diffuse scattering for a model in which the magnetic moments have been randomly reassigned to different nuclear sites. This model therefore has the same magnetic long-range order (i.e. Bragg peaks), but different short range order, the resulting diffuse scattering exhibit magnetic intensity in the wrong places as shown Fig. 2c.

We have computed $g(r)_{\text{Mn-Mn}}$ for the fitted RMC configurations for Mn-Mn pairs both in the (a;c)-plane and along the long axis b (Fig. 3a). These planes and directions are treated as volumes with adjustable dimensions in the 3-dimensional configuration space. Fig. 3b shows the normalized contributions of the in plane (a;c) and out of plane Mn-Mn to $g(r)_{\text{Mn-Mn}}$. It can be seen that nearest neighbours (NN) along different directions exhibit distance distributions centered around the same values (in agreement with Rietveld averages). However, the atom pairs in the (a;c) plane seem to account for the tails of the NN distance contributions, while pairs of atoms along the long axis have a narrower distribution. It must be concluded, therefore, that not only distortions with respect to the averaged structure exist but these are basically localized within the (a;c)-plane.

Similarly, we have calculated the magnetic moment pair correlation function, $h(0): (r)_i$. As expected, the long distance asymptotic limit of these correlations follow the macroscopically measured magnetization. That is, above T_c the system is a paramagnet ($h(0): (r)_i$ oscillates around zero for large r), while at low temperatures is a ferromagnet ($h(0): (r)_i > 0$ for large r). However, this scenario evolves at shorter distances through T_c where there is a strong change in the average character of the short-range magnetic interactions with the nearest neighbour (NN) and next near neighbours (NNN) ions. Focusing on the short ranged correlations in Fig. 4a it is apparent that, on approaching T_c from above for NN and NNN Mn-Mn pairs, FM correlations build up within the paramagnetic matrix. Notice, as shown in Fig. 2, that at $T = 280\text{ K}$ small FM Bragg peaks start to develop, implying the existence of already large FM domains (around 100 \AA) before the system reaches the metallic regime. On lowering the temperature further, these FM domains grow to the point in which the basic background is completely FM below T_c . Most interestingly, in addition to these FM correlations, we also observe that for those Mn-Mn pairs at the larger distances with respect to the Rietveld average distance $h(0): (r)_i$ gets into negative values around T_c (See Fig 4b). This suggests the existence of magnetic correlations of an AFM character in this material with typical coherent lengths not larger than about $4\text{--}6\text{ \AA}$.

Figure 1 shows the normalized integrated intensities corresponding to the positive and negative lobes of the NN spin correlations since it is mostly for these that we have enough pairs (about 50 in the tails) to compute quantities that are sound on an statistical basis. Notice that the growth of a negative lobe in $h(0): (r)_i$ does not correlate with the temperature dependence three dimensional distortion of the octahedra derived from the Rietveld refinement, but it correlates well with the calculated from the Mn-O pair distribution function of the RMC configurations (see Fig. 1). Furthermore, from the structural insight gained with the RMC, we can establish that, on average, the Mn pairs AFM coupled are located in the (a;c) plane (see Fig. 3b), while those pairs at a distance closer to the average structure (Rietveld value) are along the long axis b. As a general trend, it is also observed that those Mn atoms exhibiting AFM interactions

reactions are treated as volumes with adjustable dimensions in the 3-dimensional configuration space. Fig. 3b shows the normalized contributions of the in plane (a;c) and out of plane Mn-Mn to $g(r)_{\text{Mn-Mn}}$. It can be seen that nearest neighbours (NN) along different directions exhibit distance distributions centered around the same values (in agreement with Rietveld averages). However, the atom pairs in the (a;c) plane seem to account for the tails of the NN distance contributions, while pairs of atoms along the long axis have a narrower distribution. It must be concluded, therefore, that not only distortions with respect to the averaged structure exist but these are basically localized within the (a;c)-plane.

Similarly, we have calculated the magnetic moment pair correlation function, $h(0): (r)_i$. As expected, the long distance asymptotic limit of these correlations follow the macroscopically measured magnetization. That is, above T_c the system is a paramagnet ($h(0): (r)_i$ oscillates around zero for large r), while at low temperatures is a ferromagnet ($h(0): (r)_i > 0$ for large r). However, this scenario evolves at shorter distances through T_c where there is a strong change in the average character of the short-range magnetic interactions with the nearest neighbour (NN) and next near neighbours (NNN) ions. Focusing on the short ranged correlations in Fig. 4a it is apparent that, on approaching T_c from above for NN and NNN Mn-Mn pairs, FM correlations build up within the paramagnetic matrix. Notice, as shown in Fig. 2, that at $T = 280\text{ K}$ small FM Bragg peaks start to develop, implying the existence of already large FM domains (around 100 \AA) before the system reaches the metallic regime. On lowering the temperature further, these FM domains grow to the point in which the basic background is completely FM below T_c . Most interestingly, in addition to these FM correlations, we also observe that for those Mn-Mn pairs at the larger distances with respect to the Rietveld average distance $h(0): (r)_i$ gets into negative values around T_c (See Fig 4b). This suggests the existence of magnetic correlations of an AFM character in this material with typical coherent lengths not larger than about $4\text{--}6\text{ \AA}$.

are located at larger distances from the intermediate oxygen than its FM counterparts.

In conclusion, our RMC analysis of the Bragg and diffuse neutron diffraction intensities draws an inhomogeneous scenario in which three different phases coexist (FM and AFM domains within a PM matrix) in LCMO near T_{MI} . This microsegregation is probably driven by the distortion in the positions of the Mn atoms within the (a;c) plane that develops around T_c and T_{MI} . As a result, there are Mn atoms whose distance to the NN Mn atom is shorter than that corresponding to the averaged structure. These atoms present also shorter Mn-O distances and above T_c hold short range FM interactions within the PM matrix. As the temperature decreases below T_c these FM clusters increase their coherence length and the matrix becomes FM. Also, within the (a;c) plane we have found a significant number of Mn atoms separated from their Mn NN a distance longer than the averaged Rietveld distance. These pairs (about 15% of the NN at 280 K) interact antiferromagnetically around T_c and display longer Mn-O distances making double exchange less efficient as overlap decreases. It is worth mentioning that the AFM domains show a phenomenology similar to that reported for the CE-state in $La_{0.5}Ca_{0.5}MnO_3$ near the Neel temperature²¹, making plausible to identify these islands as probable precursors of the CE-phase. Notice also that the onset of the metallic state does not occur until the AFM correlations considerably weaken, pointing out that the AFM entities act as strong electron scatterers that add extra restrictions to the electron transport in the PM phase. It is remarkable that in the corresponding Sr doped system, which remains metallic above T_c , local AFM correlations are far weaker and $\chi(0)$: χ' remains positive²⁰. It is realistic also to think that the application of an external field would inhibit the formation of this exotic AFM phase resulting in the decrease of the electron scattering and the lowering the resistivity. The picture emerging from our RMC analysis is, therefore, fully consistent with the most recent developments in the theory of manganites that postulate equal density phase separation induced by disorder^{24,6}. The simplified Ising model used by Moreo et al. contains the basic ingredients to account for the observed PS around metal insulator transitions predicted, but real systems seem to show an even richer phenomenology (three phases are experimentally observed versus the two phases predicted). Due to the small length scale of the observed FM and AFM domains, the question of whether these can be considered as proper thermodynamic phases is open to debate. In line with previous works, one could also invoke magnetic polarons as the distorting entities but then a reasonable hypothesis has to be added to the theory in order to account for the different short range correlations (FM as well as AF). Finally, we point out that our results also support the approaches based on more thermodynamic grounds that predict the presence of significant AF couplings and phase segregation for double exchange systems²².

We are grateful to M.T. Casais and M.J. Martínez-Lope for preparing the sample. We acknowledge financial support from the Spanish MCYT (Project MAT99-1045) and the EU - Access to Research Infrastructure Action (HPRI-CT-1999-00061) to enable our access to the NFL-Studsvik. Critical reading of the manuscript by F. Guinea is greatly acknowledged.

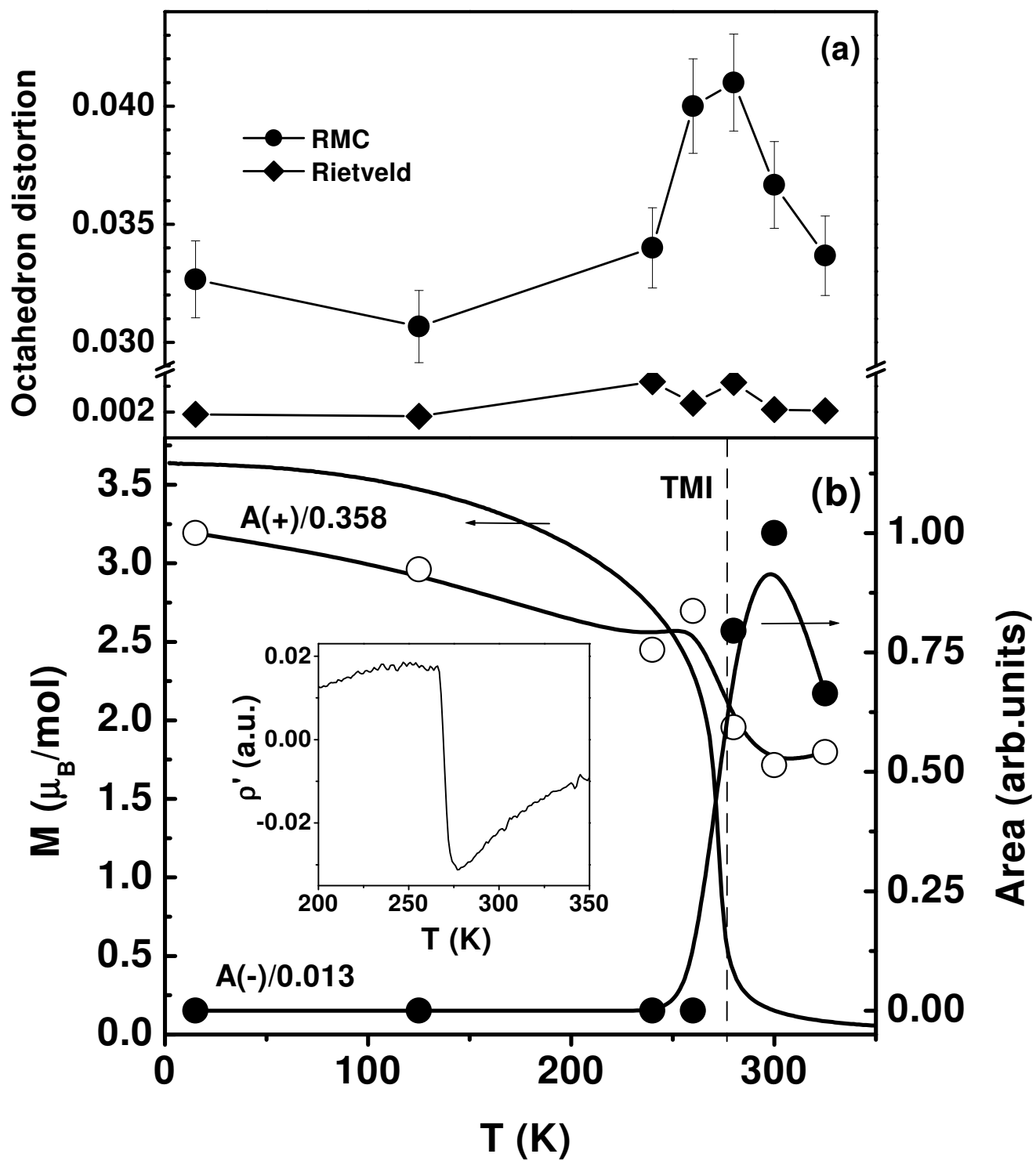
- ¹ J.M. Coey, M. Viret and S. von Molnar, *Adv. Phys.* **48**, 167 (1999).
- ² E. Dagotto, T. Hotta and A. Moreo, *Phys. Rep.*, **344**, 1 (2001).
- ³ A. Moreo, S. Yunoki and E. Dagotto, *Science* **283** (1999).
- ⁴ S. Yunoki, J. Hu, A. L. Malvezzi, A. Moreo, N. Furukawa and E. Dagotto, *Phys. Rev. Lett.* **80**, 845 (1998).
- ⁵ A. Moreo, M. Mayr, A. Feiguin, S. Yunoki and E. Dagotto, *Phys. Rev. Lett.* **84**, 5568 (2000).
- ⁶ M. Mayr, A. Moreo, J. A. Verges, J. A. Rispé, A. Feiguin, E. Dagotto, *Phys. Rev. Lett.* **86**, 135 (2001).
- ⁷ J. Mira, J. Rivas, F. Rivadulla, C. Vazquez-Vazquez and M. A. Lopez-Quintela, *Phys. Rev. B* **60**, 1 (1999).
- ⁸ J.M. de Teresa et al., *Nature* **386**, 256 (1997).
- ⁹ M.R. Ibarra and J.M. de Teresa, *J. Magn. Mater.* **177-181**, 84 (1998).
- ¹⁰ M. Fath, S. Freisem, A. Menovsky, Y. Tomioka, J. Aarts and J.A. Mydosh, *Science* **285**, 1540 (1999).
- ¹¹ M. Bibes, L.L. Balcells, S. Valencia, J. Fontcuberta, M. Wojcik, E. Jedryka and S. Nadolski, *Phys. Rev. Lett.* **XX**, in press, (2001).
- ¹² J.M. Zuo and J. Tao, *Phys. Rev. B* **63**, 60407 (2001).
- ¹³ S. Shimomura, N. Wakabayashi, H. Kuwahara and Y. Tokura, *Phys. Rev. Lett.* **83**, 4389 (1999).
- ¹⁴ S. J. L. Billinge, R. G. Difrancesco, G. H. Kei, J. J. Neumeier and J. D. Thompson, *Phys. Rev. Lett.* **77**, 715 (1996).
- ¹⁵ S. J. Hibble, S. P. Cooper, A. C. Hannon, I. D. Fawcett and M. Greenblatt, *J. Phys.: Condens. Matter* **11**, 9221 (1999).
- ¹⁶ D. Louca, T. Egami, E. L. Brosha, H. Roder and A. R. Bishop, *Phys. Rev. B* **56**, 8475 (1997).
- ¹⁷ J. W. Lynn, R. W. Erwin, J. A. Borchers, Q. Huang, A. Santoro, J-L Peng and Z. Y. Li, *Phys. Rev. Lett.* **76**, 4046 (1996).
- ¹⁸ A. Møllergaard and R. L. McGreevy, *Acta Cryst. A* **55**, 783 (1999) and A. Møllergaard Ph.D. Thesis, Uppsala University (1999).
- ¹⁹ J. A. Alonso, M. J. Martínez-Lope and M. T. Casais, *Eur. J. Sol. St. Inorg. Chem.* **33**, 331 (1996).
- ²⁰ A. Møllergaard, R. L. McGreevy, S. G. Eriksson, *J. Phys. Cond. Matter* **12**, 4975 (2000).
- ²¹ P. G. Radaelli, D. E. Cox, M. Marezio, S-W. Cheong, P. E. Schiøer and A. P. Ramirez, *Phys. Rev. Lett.* **75**, 4488, (1995).
- ²² J. L. Alonso, J. A. Capitán, L. A. Fernández, F. Guinea and V. Martín-Mayer, *Phys. Rev. B* **64**, 54408, (2001), and references therein.

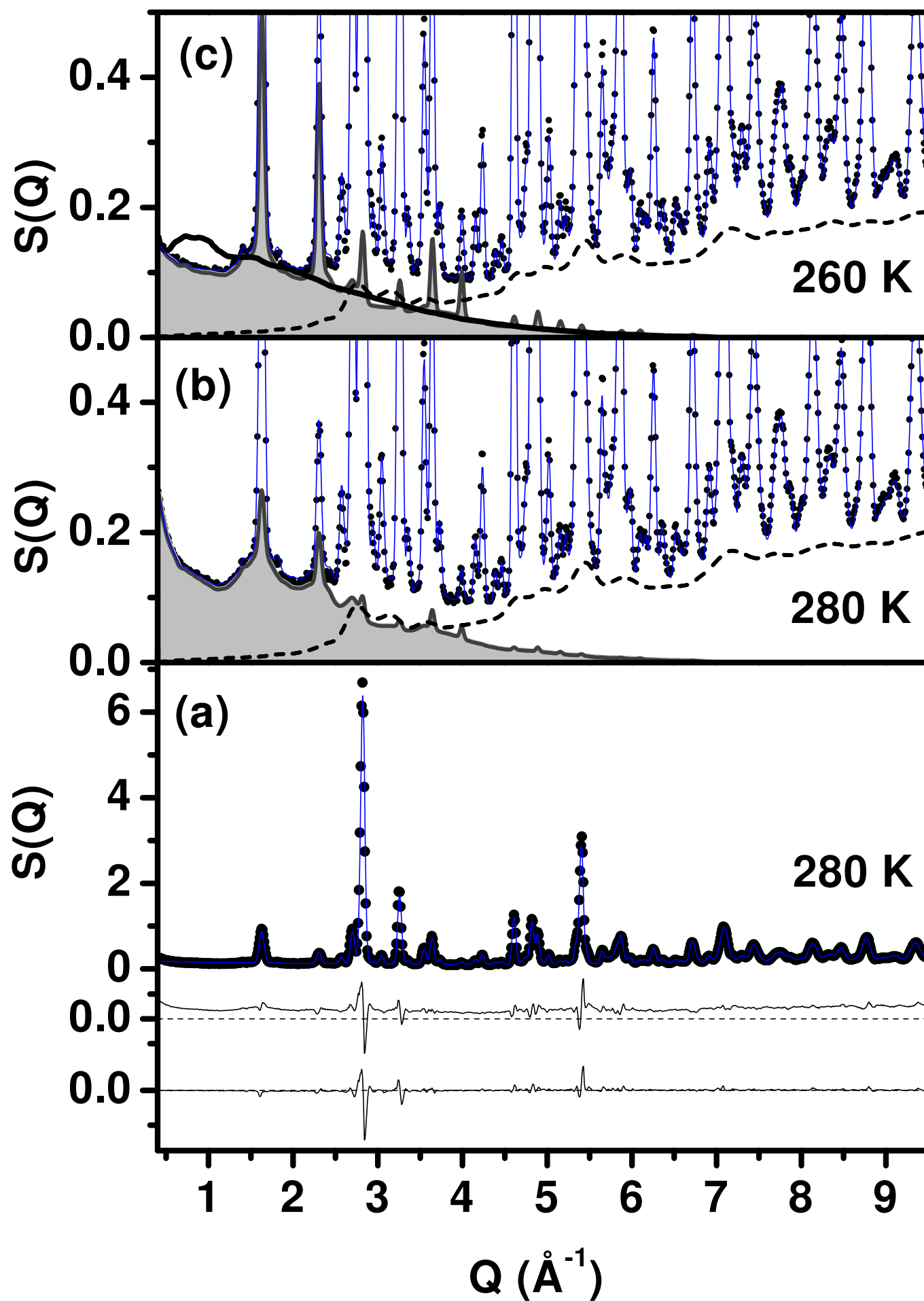
FIG .1. a): Temperature variation of the orthorombic distortion in the RMC local and Rietveld variables, as defined in the text. b): Temperature dependence of the Magnetization (left axis), Normalized integrated intensities (right axis) of the FM lobe, $A (+)$, (open circles) and of the AFM lobe, $A (-)$, (solid circles) of the spin correlations of NN Mn-Mn pairs. Inset shows the first derivative of the measured resistivity of LCMO.

FIG .2. a) NPD pattern (circles) for $T = 280K$ along with the corresponding residuals for the conventional Rietveld refinement (middle profile) and the corresponding for our RMC approach (lower profile). b) Solid circles are the experimental points, grey areas are RMC contribution for the magnetic scattering (diuse + Bragg), dashed lines are for the nuclear diuse scattering and black continuous lines are the sum of all RMC contributions (Magnetic diuse, Magnetic Bragg, Nuclear diuse and Nuclear Bragg). c) A close up of the results at 260K pointing out the differences in the magnetic diuse scattering corresponding to a non tilted conformation (thick line), obtained as explained in the text, along with the corresponding contributions of the tilted conformation, symbols as in b).

FIG .3. Upper frame: Distribution function for Mn-Mn pairs, $g_{Mn-Mn}(r)$. Lower frame: In (a;c) plane (continuous line) and out of plane contributions (dashed line) to $g_{Mn-Mn\ total}(r)$ for the Mn-Mn pairs. The partial distribution function is now normalized to the Mn-Mn pair distribution function, computed without geometrical restrictions, $g_{Mn-Mn\ total}(r)$.

FIG .4. RMC spin correlation functions vs. distances between Mn-Mn pairs, r , for all the temperatures explored. Upper frame shows the long distance asymptotic limits, that coincide with the macroscopic magnetic behaviour. Lower frame: Detail of the spin correlations for NN and NNN manganese pairs.





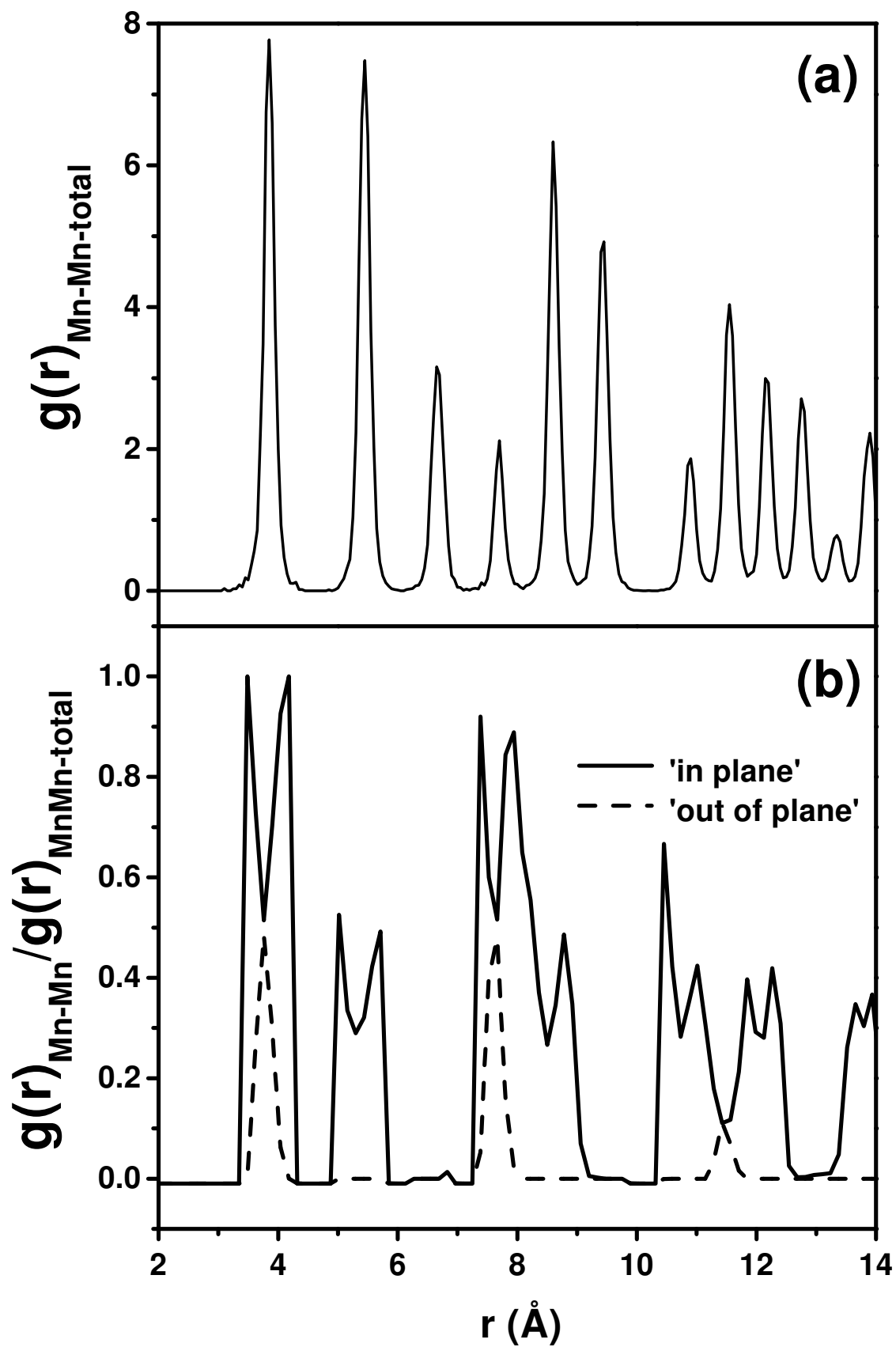


Figure 4. M.Garcia-Hernandez et al. PRL

