

On the nature of the spin-singlet ground state in $\text{CaCuGe}_2\text{O}_6$

Roser Valent¹, T. Saha-Dasgupta² and C. Gros¹

¹Fakultät 7, Theoretische Physik, University of the Saarland, 66041 Saarbrücken, Germany.

²S.N. Bose National Centre for Basic Sciences, JD Block, Sector 3, Salt Lake City, Kolkata 700098, India.

(April 14, 2024)

We investigate by means of ab initio electronic structure analysis and Quantum Monte Carlo calculations the scenario where longer-ranged magnetic interactions dominate over short-ranged interactions in the physical description of compounds. This question is discussed, in particular, for the case of $\text{CaCuGe}_2\text{O}_6$ which shows a spin-singlet behavior induced by third nearest neighbor copper pairs.

PACS numbers: 75.30.Gw, 75.10.Jm, 78.30.-j

There are a few low-dimensional materials which show, contrary to initial intuitive arguments, longer-ranged dominated exchange couplings. Examples include systems like the most discussed 1/5-depleted Heisenberg system CaV_4O_9 ¹ or the alternating chain compound $(\text{VO})_2\text{P}_2\text{O}_7$ ². CaV_4O_9 which was originally viewed as an array of weakly coupled square plaquettes of V^{4+} ions, each in a singlet in the ground state, is found to be a system with strongest coupling between next nearest neighbor vanadium s^3 as revealed by a recent electronic structure study⁴. In $(\text{VO})_2\text{P}_2\text{O}_7$ the strongest exchange path⁵ is found to be that between two V^{4+} ions through two phosphate groups PO_4 and not between nearest neighbor vanadium ions $\text{V}-\text{O}-\text{V}$ as was initially thought². From these examples, we learn that the subtle competition between the various interactions can lead to surprises and a microscopic study is needed. The detailed investigation of these systems often unveils interesting properties. One such a system is $\text{CaCuGe}_2\text{O}_6$, a system related to the spin-Peierls compound CuGeO_3 ⁶.

Susceptibility measurements⁷ on $\text{CaCuGe}_2\text{O}_6$ show the existence of a spin-singlet ground state with an energy gap of 6 meV. But, contrary to CuGeO_3 where the spin-gap opens at the spin-Peierls phase transition⁶, in $\text{CaCuGe}_2\text{O}_6$ the spin gap is intrinsic and there is no phase transition between 4.2K and 300K. Also, inelastic neutron scattering (INS) measurements were carried out on $\text{CaCuGe}_2\text{O}_6$ powder and the existence of a finite spin-gap was confirmed⁸.

A question which neither INS nor susceptibility measurements could clarify was which Cu-pairs form the singlets in this material. This issue is of great importance since it determines the magnetic properties of the system. The structure of this material shows an obvious zig-zag 1D chain of $\text{spin}=1/2 \text{ Cu}^{2+}$ ions along the c-axis (see Fig. 1). Nevertheless, the magnetization and susceptibility data of Sasago et al.⁷ are in disagreement with a $\text{spin}=1/2$ Heisenberg chain model. These authors pro-

posed that the spin-gap behavior of the system should be due to longer-distance-formed Cu-pairs and considered possible scenarios depending on which Cu-pairs were taken into account. Also the analysis of INS powder data led Zheludev et al.⁸ to conclude that this compound should be described as a weakly interacting dimer system in spite of the fact that the material shows a pronounced 1D arrangement of magnetic ions. Which Cu ions form the pairs, however, couldn't be strictly defined from the analysis of the above experiments.

It is the purpose of this letter to investigate in detail the singlet nature of this system and why it shows such a behavior. In order to do that we have performed (i) ab initio calculations which give us information on the chemical bonding and the electronic structure and (ii) Quantum Monte Carlo computations which are used in order to calculate thermodynamical quantities like the susceptibility and magnetization in this material.

Crystal structure.— $\text{CaCuGe}_2\text{O}_6$ crystallizes in the monoclinic space-group $\text{P}2_1/\text{c}$ with lattice parameters $a = 10.198 \text{ \AA}$, $b = 9.209 \text{ \AA}$, $c = 5.213 \text{ \AA}$, $\beta = 105.73^\circ$, and it contains four formula units per primitive unit cell⁹. The copper ions are all equivalent and form Jahn-Teller distorted octahedra with the surrounding oxygens and they build zig-zag chains along the c-direction (see Fig. 1(a)) by sharing an edge of the octahedra. Intercalated between these chains are the Ge and Ca ions. The distances between two nearest neighbor (NN) Cu within the same chain is 3.072 Å and the Cu-O-Cu angles in these chains are 92° for the Cu-O1A-Cu angle and 98° for the Cu-O1B-Cu angle (see Fig. 3 and Ref.¹⁰ for the oxygen notation). The Cu-Cu distance within the 2nd NN pair which are also located in the same zig-zag chain is 5.213 Å. The 3rd and 4th NN are formed by Cu atoms belonging to neighboring bc planes (see Fig. 1). The distance between two neighboring bc planes alternate between $d = 4.462 \text{ \AA}$ and $d = 5.354 \text{ \AA}$ giving rise to 3rd NN and 4th NN distances of 5.549 Å and 6.213 Å respectively.

Band-structure.— We have performed an ab initio study based on the density-functional theory (DFT) in the generalized gradient approximation (GGA)¹⁴ in order to derive the electronic properties of $\text{CaCuGe}_2\text{O}_6$. Calculations have been performed within the framework of both the full-potential linearized augmented plane wave (LAPW) method based on the WIEN97¹² code and the linearized muffin-tin orbital (LMTO)¹³ method based on the Stuttgart TB-LMTO-47 code. The results of the band-structure calculations show four narrow bands close to the Fermi level with a bandwidth of $\sim 0.5 \text{ eV}$, having

predominant $\text{Cu } d_{x^2-y^2}$ character (in the local frame) admixed with oxygen contributions. These bands are half-filled and strong correlation effects should explain the insulating groundstate in this compound. These bands are separated by an energy gap of about 0.3 eV from the valence-band set and a gap of about 2 eV from the conduction bands (see Fig. 2).

Effective model.—We have performed LMTO-based downfolding and tight-binding analysis to derive the (single-particle) transfer integrals of an effective model for this system.

In recent years a new form of the LMTO method has been proposed and implemented¹⁵ which allows to derive few-orbital effective Hamiltonians by keeping only the relevant degrees of freedom and integrating out the irrelevant ones. This procedure amounts to putting the inactive orbitals by downfolding in the tails of the active orbitals kept in the basis. As a result, this takes into account the proper renormalization in the effective interactions between the active orbitals. The effective interactions obtained are therefore unique and given by the intervening interaction paths. Application of the downfolding procedure to $\text{CaCuGe}_2\text{O}_6$ to derive one orbital (namely $d_{x^2-y^2}$ per Cu atom) effective model leads to the unambiguous result that the singlet pairs are formed by 3NN Cu-pairs. The next important interactions are the 1NN providing a picture of two-dimensional interacting dimers in agreement with susceptibility data and INS. It is to be noted here that a simple-minded tight-binding method with one-band model is unable to distinguish the relative importance between 3NN and 4NN pairs. Either of the choice of dimer pairs would lead to similar band dispersions though not to the same magnetic behavior. This dominant effect of the 3NN Cu-Cu interaction over the 4NN Cu-Cu interaction is originated from the specific orientation of the intervening oxygen atoms between the Cu pairs and their relative hybridization with $\text{Cu } d_{x^2-y^2}$ orbital guided by the magnitude of Cu-O-Cu bond angles and the bond lengths. This is supported by the 3D electron density plot shown in Fig. 3 near the Fermi level in a plane perpendicular to the *c*-axis. As it can be seen, the exchange paths connecting two 3NN coppers are not equivalent to the exchange paths connecting two 4NN coppers. For the considered 3NN Cu-Cu pair the intervening oxygens (predominantly O 2A and O 3A^{9;10}) provide a well-defined interaction path while for the 4NN Cu-Cu pair the contribution of the intervening oxygens (predominantly O 2B and O 3B) is much smaller leading to almost disconnected Cu^{2+} ions. This fact is also supported by the partial density of states (DOS) analysis at the Fermi level of the oxygens' contribution where we observe that the contribution coming from O 2B and O 3B orbitals is almost negligible compared to that of O 2A and O 3A.

The downfolded-TB bands are represented by a Hamiltonian of the form :

$$H_{\text{TB}} = \sum_{\langle i,j \rangle}^X t_{ij} (c_i^\dagger c_j + \text{h.c.}) \quad (1)$$

where the t_{ij} are hopping matrix elements between Cu neighbors *i* and *j*. We have considered hopping matrix elements up to fourth nearest neighbor (see Fig. 1) t_1 , t_2 , t_3 and t_4 (the subindex denotes 1NN, 2NN, 3NN and 4NN respectively). The values derived for this effective model were found to be $t_1 = 0.068\text{eV}$, $t_2 = 0.008\text{eV}$, $t_3 = 0.088\text{eV}$ and $t_4 = 0.004\text{eV}$. In the inset of Fig. (2) we show the comparison of the DFT-bands to the downfolded-TB bands considering t_1 , t_2 , t_3 and t_4 hoppings only. The band-splitting along the path DZ is reproduced by considering longer-ranged hopping matrix elements.

An estimate of the exchange integral related to the most dominating 3NN interaction parameter t_3 can be obtained by using the relation $J_3 = 4t_3^2/U$ where *U* is the effective on-site Coulomb repulsion. A value of *U* = 4.2eV was proposed for CuGeO_3 by mapping experimental data onto one-band description¹⁶. Assuming that this value is similar for $\text{CaCuGe}_2\text{O}_6$, we get a value of $J_3 = 86\text{K}$.

Susceptibility and Magnetization.—The description for $\text{CaCuGe}_2\text{O}_6$ obtained from the previous first principle calculation is that of a system of interacting dimers. In order to check this result we have analyzed both the susceptibility as well as the magnetization behavior of this material by considering the following model:

$$H_{\text{eff}} = \sum_{\langle i,j \rangle}^X J_3 S_i S_j + \sum_{\langle i,j \rangle}^X J_1 S_i S_j ; \quad (2)$$

where J_3 and J_1 are the exchange integrals between 3NN and 1NN as illustrated in Fig. (1). The analysis of the model has been done by Quantum-Monte-Carlo (QMC) simulations (stochastic series expansion^{17;18}) on 20 × 40 lattices. We found an optimal value for $J_3 = 67\text{K}$, very close to the value 68K proposed by Sasago et al.⁷. We find clear evidence for a weak ferromagnetic interdimer coupling $J_1 < 0$, as shown in Fig. (4). The optimal value is $J_1 = -0.2J_3$. The *g*-factor was determined by fitting the QMC-results for the susceptibility, $\chi^{(\text{th})} = \hbar(S^z - \hbar S^z)^2/i$ with the experimental susceptibility (in $\mu\text{B}/\text{mol}$) at high temperatures via¹⁹ $0.375(g^2 = J)^{(\text{th})}$. The optimal *g*-factor was found to be $g = 2.032$, close to the value 2.07 proposed earlier⁷.

Sasago et al. measured the magnetization curve for $\text{CaCuGe}_2\text{O}_6$ as a function of an applied magnetic field at $T = 4.2\text{K}$. With the stochastic series expansion QMC-method it is possible to simulate quantum-spin models in an external field¹⁸, although these simulations become very hard near saturation. We present the results of this simulation in Fig. (5), for the same parameters we used for evaluating the susceptibility, together with the experimental results. It is very reassuring that $J_1 = -0.2J_3$ is again the optimal parameter set.

The phase diagram of model Eq. (2) is very interesting by itself. In the limit $J_3 = 0$ it consists of decoupled J_1 -

chains (see Fig. (1 (a))) either antiferro- or ferromagnetic for $J_1 > 0$ or $J_1 < 0$ respectively. In both cases the excitation spectrum is gapless, while it shows a gap in the limit $J_1 = 0$ ($J_3 \neq 0$ (dimer phase)). We therefore expect two quantum critical points connecting these two regions. We have investigated the phase-diagram and found the critical coupling strength to be $J_1 = 0.55J_3$ and $J_1 = 0.9J_3$ respectively. The parameter range for $\text{CaCuGe}_2\text{O}_6$ is away from these two critical points.

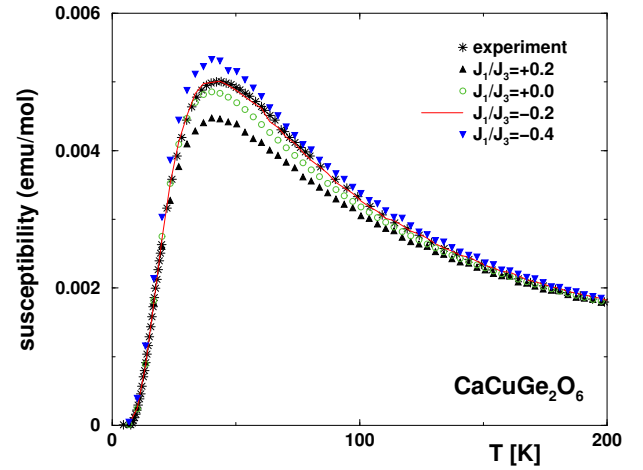
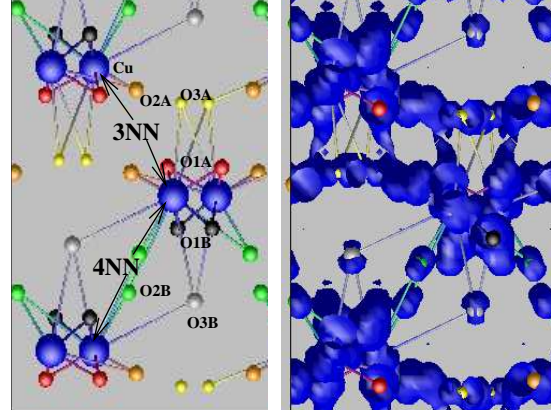
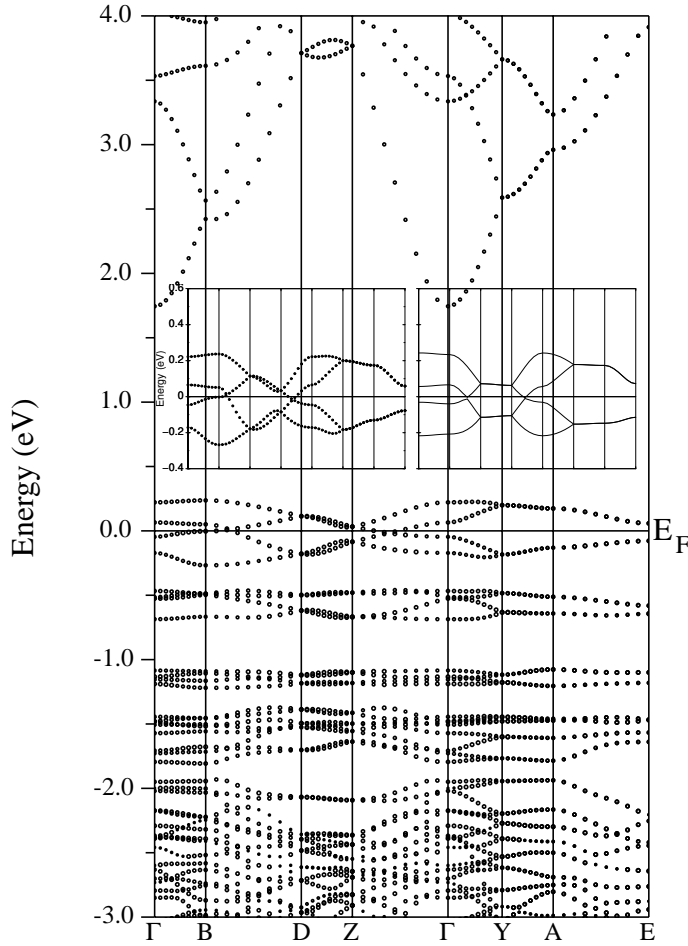
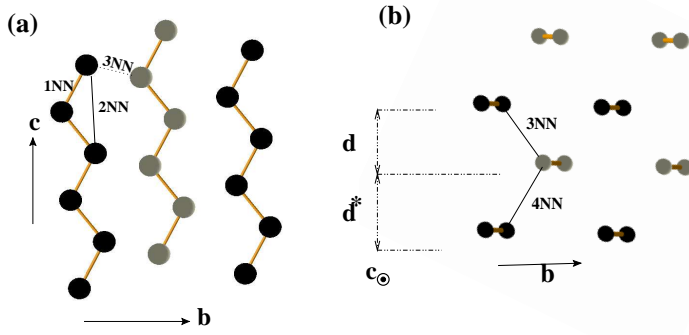
Discussion and Conclusions.— the analysis of the electronic structure of $\text{CaCuGe}_2\text{O}_6$ by first principles calculations as well as the examination of susceptibility and magnetization data by the QMC method leads to a unique description of this material as a system of dimers formed by 3NN magnetic spin= $1/2$ Cu^{2+} ions with ferromagnetic (1NN) interdimer couplings. The ferromagnetic nature of the 1NN coupling is more subtle to understand than in other edge-sharing Cu-O system²⁰ since due to the strong distortion of the Cu octahedron, this coupling proceeds through two paths with angles 92° and 98° . These two paths can provide in principle competing ferro²¹ and antiferromagnetic couplings respectively. The analysis of the susceptibility and magnetization behavior shows nonetheless a clear effective ferromagnetic coupling. In this system, since the primary role is played by the 3NN Cu-pairs, the role of the possible frustrating 2NN term to the 1NN interaction is secondary, unlike the case of the related spin-Peierls material CuGeO_3 . The strength of the magnetic exchange integrals has been obtained from the analysis of the susceptibility and the magnetization data with very good agreement between these two measurements. DFT calculations overestimate the value of J_1 , which is not surprising²², nonetheless the physical picture of this material is correctly provided by DFT+downfolding-TB analysis.

In conclusion, by analyzing the electronic and magnetic properties of $\text{CaCuGe}_2\text{O}_6$ we have been able to provide a physical picture of the system as well as a microscopic description of the singlet nature in this material. The combination of *ab initio* techniques with many-body methods (QMC) can unambiguously determine the microscopic behavior of a system as has been shown for $\text{CaCuGe}_2\text{O}_6$ in particular.

$\text{CaCuGe}_2\text{O}_6$ shows an interesting spin-gap behavior and we believe that experiments under the application of a magnetic field would be desirable to investigate the possible appearance of long-range order in the system. Moreover, the 2D interaction model provided by this system Eq. (2) is interesting per se since it shows two quantum critical points as a function of the strength quotient $J_1=J_3$.

- Sato, T. Nishio, M. Kontani and K. Sano, J. Phys. Soc. Jpn. 64, 2758 (1995).
- ² D.C. Johnston, J.W. Johnson, D.P. Goshorn, and A.J. Jacobson, Phys. Rev. B 35, 219 (1987).
- ³ The nearest neighbor coupling in CaV_4O_9 is argued to be small due to strong cancellation among the various superexchange processes.
- ⁴ W.E. Pickett, Phys. Rev. Lett. 79, 1746 (1997). C.S. Hellberg, W.E. Pickett, L.L. Boyer, H.T. Stokes and M.J. Mehl, J. Phys. Soc. Jpn. 68, 3489 (1999).
- ⁵ D.A. Tennant, S.E. Nagler, A.W. Garrett, T. Barnes, and C.C. Torardi, Phys. Rev. Lett. 78, 4998 (1997).
- ⁶ M. Hase, I. Terasaki, and K. Uchinokura, Phys. Rev. Lett. 70, 3651 (1993).
- ⁷ Y. Sasago, M. Hase, K. Uchinokura, M. Tokunaga, and N. Miura, Phys. Rev. B 52, 3533 (1995).
- ⁸ A. Zheludev, G. Shirane, Y. Sasago, M. Hase, and K. Uchinokura, Phys. Rev. B 53, 11642 (1996).
- ⁹ M. Behrzi, K.-H. Beyer, and W. Eysel, Z. für Krist. 176, 205 (1986).
- ¹⁰ There are six non-equivalent oxygens in the $\text{CaCuGe}_2\text{O}_6$ structure, O 1A, O 2A, O 3A, O 1B, O 2B, O 3B following the notation of Behrzi et al.
- ¹¹ J.P. Perdew, S. Burke, and M. Ernzerhof, Phys. Rev. Lett. 77, 3865 (1996).
- ¹² P. Blaha, K. Schwarz and J. Luitz, W. IEN 97, A Full Potential Linearized Augmented Plane Wave Package for Calculating Crystal Properties, (Karlheinz Schwarz, Techn. Univ. Wien, Vienna 1999). ISBN 3-9501031-0-4. [Updated version of P. Blaha, K. Schwarz, P. Sorantin, and S.B. Trickey, Comp. Phys. Commun. 59, 399 (1990)].
- ¹³ O.K. Andersen, Phys. Rev. B 12, 3060 (1975).
- ¹⁴ J.P. Perdew, S. Burke, and M. Ernzerhof, Phys. Rev. Lett. 77, 3865 (1996).
- ¹⁵ O.K. Andersen and T. Saha-Dasgupta, Phys. Rev. B 62, R16219 (2000) and references there in.
- ¹⁶ F. Pamigiani, L. Sangaletti, A. Gokoni, U. del Pennino, C. Kim, Z.-X. Shen, A. Revcolevschi, and G. Dhalenne, Phys. Rev. B 55, 1459 (1997).
- ¹⁷ A.W. Sandvik, Phys. Rev. B 59, R14157 (1999).
- ¹⁸ A. Domeich and M. Troyer, arXiv cond-mat/0106471.
- ¹⁹ D.C. Johnston, R.K. Kramers, M. Troyer, X. Wang, A. Klumper, S.L. Bud'ko, A.F. Panchula, and P.C. Canfield Phys. Rev. 61, 9558 (2000).
- ²⁰ Y. Mizuno et al., Phys. Rev. B 57, 5326 (1998).
- ²¹ J.B. Goodenough, Phys. Rev. 100, 564 (1955). J. Kanamori, J. Phys. Chem. Solids 10, 87 (1959). P.W. Anderson, Solid State Phys. 14, 99 (1963).
- ²² R. Valent, T. Saha-Dasgupta, J.V. Alvarez, K. Pozgajic, and C. Gros, Phys. Rev. Lett. 86, 5381 (2001)

¹ S. Taniguchi, T. Nishikawa, Y. Yasui, Y. Kobayashi, M.



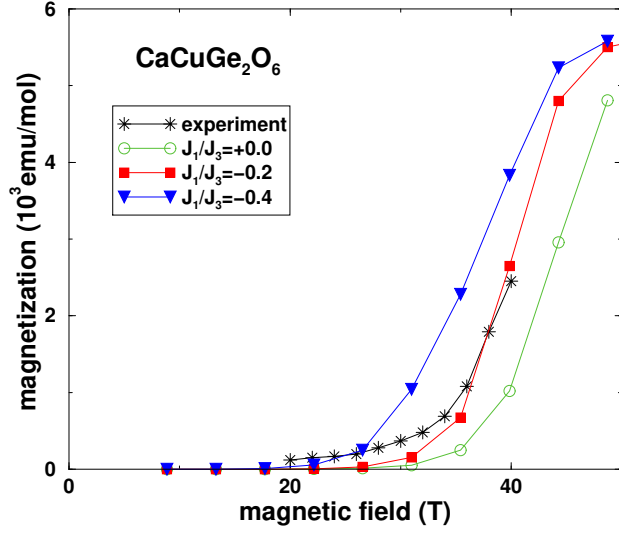


FIG. 5. Magnetization for CaCuGe₂O₆ at $T = 42$ K. Shown are the experimental⁷ data (stars) and the QMC results for the model Eq. (2) for $J_1/J_3 = 0.0$ (open circles), $J_1/J_3 = 0.2$ (full squares) and $J_1/J_3 = 0.4$ (down-triangles) with the same parameters as in Fig. (4).