

M I K A : a multigrid-based program package for electronic structure calculations

T. Torsti, M. Heiskanen, M. J. Puska, and R. M. Nieminen

Laboratory of Physics, Helsinki University of Technology, P.O. Box 1100, FIN-02015 HUT, FINLAND
(March 22, 2002)

A general real-space multigrid algorithm M I K A (Multigrid Instead of the K- ρ A ρ e) for the self-consistent solution of the Kohn-Sham equations appearing in the state-of-the-art electronic structure calculations is described. The most important part of the method is the multigrid solver for the Schrodinger equation. Our choice is the Rayleigh quotient multigrid method (RQM G), which applies directly to the minimization of the Rayleigh quotient on the finest level. Very coarse correction grids can be used, because there is in principle no need to represent the states on the coarse levels. The RQM G method is generalized for the simultaneous solution of all the states of the system using a penalty functional to keep the states orthogonal. Special care has been taken to optimize the iterations towards the self-consistency and to run the code in parallel computer architectures. The scheme has been implemented in multiple geometries. We show examples from electronic structure calculations employing nonlocal pseudopotentials and/or the jellium model. The RQM G solver is also applied for the calculation of positron states in solids.

I. INTRODUCTION

The goal of computational materials science and also that of modeling of nanoscale man-made structures is to calculate from first principles the various chemical and/or physical properties. This requires the solution of the electronic (and ionic) structures of the system in question. The density-functional theory (DFT)¹ makes a huge step towards this goal by casting the untractable problem of many interacting electrons to that of noninteracting particles under the influence of an effective potential. However, in order to apply DFT in practice one has to resort to approximations for electron exchange and correlation such as the local-density approximation (LDA) or the generalized-gradient approximation (GGA). Moreover, in the case of systems consisting of hundreds or more atoms it is still a challenge to solve numerically efficiently for the ensuing Kohn-Sham equations.

We have developed a real-space multigrid method called M I K A (Multigrid Instead of the K- ρ A ρ e) for the numerical solution of the Kohn-Sham equations². In real-space methods^{3,4}, the values of the wave-functions and potentials are presented using three-dimensional point grids, and the partial differential equations are discretized using finite differences. Multigrid methods^{5,6} overcome the critical slowing-down (CSD) phenomenon occurring with basic real-space relaxation methods. Several approaches employing the multigrid idea have appeared during recent years⁷⁻¹⁰.

From the different multigrid methods available for the solution of the Schrodinger equation, we have picked up the Rayleigh Quotient Multigrid (RQM G) method introduced by Mandel and McCormick¹¹. This approach differs from full-approximation-storage^{12,13,10,14} (FAS) methods, as well as from those methods⁷, where the eigenproblem is linearized.

In the RQM G method the coarse grid relaxation passes

are performed so that the Rayleigh quotient calculated on the fine grid will be minimized. In this way there is no requirement for the solution to be well represented on a coarse grid and the coarse grid representation problem is avoided. Mandel and McCormick¹¹ introduced the method for the solution of the eigenpair corresponding to the lowest eigenvalue. We have generalized it to the simultaneous solution of a desired number of lowest eigenenergy states by developing a scheme which keeps the eigenstates separated by the use of a penalty functional².

II. NUMERICAL METHODS

In our RQM G application the coarse grid relaxations are performed by the so-called coordinate relaxation method. It solves the discretized eigenproblem

$$H u = B u \quad (1)$$

by minimizing the Rayleigh quotient

$$\frac{u^\dagger H u}{u^\dagger B u} \quad (2)$$

Above, H and B are matrix operators chosen so that the Schrodinger equation discretized on a real-space point grid with spacing h is satisfied to a chosen order $O(h^n)$. In Eq. (2) u is a vector containing the wave function values at the grid points. In the relaxation method, the current estimate u is replaced by $u^0 = u + d$, where the search vector d is simply chosen to be unity in one grid point and to vanish in all other points, and is chosen to minimize the Rayleigh quotient. This leads to a

simple¹ quadratic equation for ψ . A complete coordinate relaxation pass is then obtained by performing the minimization at each point in turn and these passes can be repeated until the lowest state is found with desired accuracy.

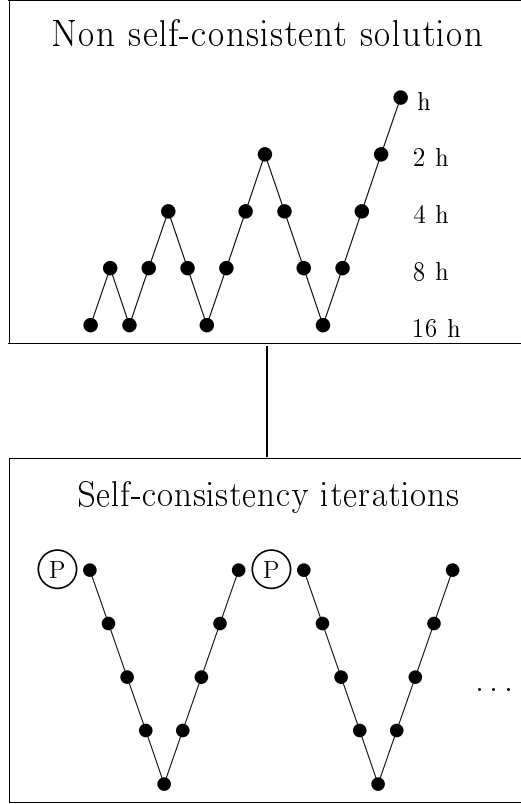


FIG. 1. Strategy of self-consistency iterations in M IKA. First, the wavefunctions are solved nonselfconsistently using the fullmultigrid method in the initial potential corresponding to the superposition of pseudoatoms. Then the effective potential is updated (this is denoted by P in the figure). The potential update amounts to calculation of the new electron density, the solution of the Poisson equation and calculation of the new exchange correlation potential. Next the wavefunctions are updated by one V-cycle. These two steps are repeated until self-consistency has been reached.

Naturally, also the coordinate relaxation suffers from CSD because of the use of local information only in updating u in a certain point. In order to avoid it one applies the multigrid idea. In the multigrid scheme by Mandeland and McCormick¹¹ the crucial point is that coarse grid coordinate relaxation passes are performed so that the Rayleigh quotient calculated on the fine grid will be

minimized. In this way there is no requirement for the solution to be well represented on a coarse grid. In practice, a coarse grid search substitutes the fine grid solution by

$$u_f^0 = u_f + I_c^f e_c; \quad (3)$$

where the subscripts f and c stand for the fine and coarse grids, respectively, and I_c^f a prolongation operator interpolating the coarse grid vector to the fine grid. The Rayleigh quotient to be minimized is then

$$\frac{hu_f + I_c^f d_c H_f u_f + I_c^f d_c i}{hu_f + I_c^f d_c B_f u_f + I_c^f d_c i} = \frac{hu_f H_f u_f i + 2 h I_c^f H_f u_f j c i + {}^2 h d_c j c d_c i}{hu_f B_f u_f i + 2 h I_c^f B_f u_f j c i + {}^2 h d_c j c d_c i} : \quad (4)$$

The second form is obtained by relating the coarse grid operators, H_c and B_c , with the fine grid ones, H_f and B_f , by the Galerkin condition

$$H_c = I_c^f H_f I_c^f; \quad B_c = I_c^f B_f I_c^f; \quad I_c^f = I_c^f{}^T : \quad (5)$$

The key point to note is that when $H_f u_f$ and $B_f u_f$ are provided from the fine grid to the coarse grid, the remaining integrals can be calculated on the coarse grid itself. Thus one really applies coordinate relaxation on the coarse grids to minimize the fine level Rayleigh quotient. This is a major departure from the earlier methods, which to some extent rely on the ability to represent the solution of some coarse grid equation on the coarse grid itself. Here, on the other hand, one can calculate the exact change in the Rayleigh quotient due to any coarse grid change, no matter how coarse the grid itself is. There is no equation whose solution would have to be representable.

In the M IKA package we have generalized the RQM G method to the simultaneous solution of several mutually orthogonal eigenpairs. The separation of the different states is divided into two or three subtasks. First, in order to make the coarse grid relaxations converge towards the desired state we apply a penalty functional scheme. Given the current approximations for the k lowest eigenfunctions, the next lowest, $(k+1)$ 'th state is updated by minimizing the functional

$$\frac{hu_{k+1} H u_{k+1} i}{hu_{k+1} B u_{k+1} i} + \sum_{i=1}^k q_i \frac{j u_i j^2}{hu_i j i hu_{k+1} j u_{k+1} i} : \quad (6)$$

The minimization of this functional is equivalent to imposing the orthonormality constraints against the lower k states, when $q_i \neq 1$. By increasing the shifts q_i any desired accuracy can be obtained, but in order to obtain

¹For the sake of simplicity, the wave-functions, and thus ψ , are here assumed real. We have implemented the complex case as well.

a computationally efficient algorithm a reasonable finite value should be used, for example

$$q_i = (k+1 - i) + Q; \quad (7)$$

where Q is a sufficiently large positive constant. In our test calculations Q is of the order of $Q = 0.5 :: 2$ Ha.

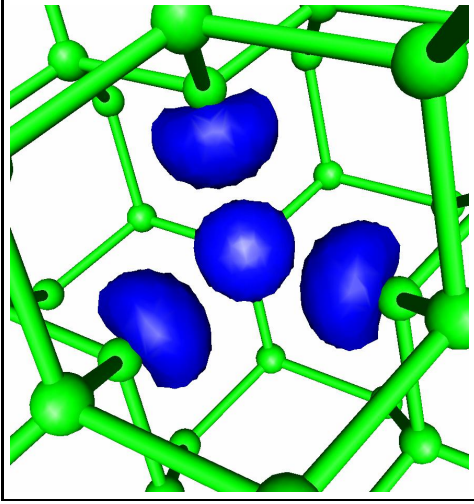


FIG. 2. Electron density isosurface of the deep state localized at a neutral, ideal (no ion relaxation) vacancy in bulk Si.

The substitution (3) is introduced in the functional (6) and the minimization with respect to ψ leads again to a quadratic equation. This time the coefficients contain terms due to the penalty part.

While the penalty functional keeps the states separated on the coarse levels, we apply a simple relaxation method (Gauss-Seidel) on the finest level. The Gauss-Seidel method converges to the nearest eigenvalue, so ideally no additional orthogonalizations would be needed. In practice, however, we use Gram-Schmidt orthogonalizations and subspace rotations². However, the number of fine grid orthogonalizations remains quite plausible, for example, in comparison with the conjugate gradient search of eigenpairs employing only the finest grid¹⁵.

The Kohn-Sham equations have to be solved self-consistently, i.e. the wave functions solved from the single-particle equation determine via the density (solution of the Poisson equation and the calculation of the exchange-correlation potential) the effective potential for which they should again be solved. To approach this self-consistency requires an optimized strategy so that numerical accuracy of the wave functions and the potential increase in balance, enabling the most efficient convergence^{10;5}. Our strategy in MKA for self-consistency iterations is illustrated in Fig. 1. The Poisson equation for the Coulomb potential is solved also by the multigrid method.

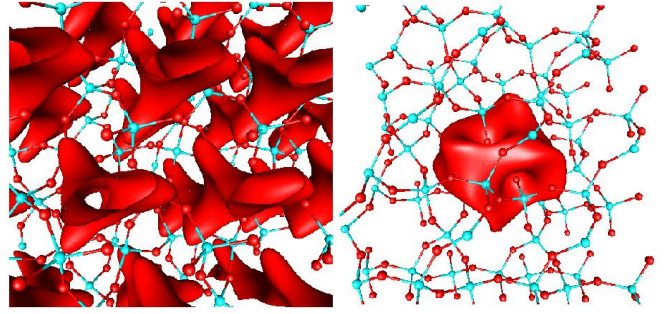


FIG. 3. Left panel: Isosurface of the delocalized positron state in the perfect bulk SiO_2 . Right panel: Isosurface of the positron state localized at a Si-vacancy in SiO_2 .

III. EXAMPLES

We have demonstrated² the performance of the MKA scheme in calculating the electronic structures of small molecules and solid-state systems described by pseudopotentials. As a typical application Fig. 2 shows the electron density of the so-called deep state localized at a neutral, ideal vacancy in bulk Si. It was shown, that the accuracy of 1 meV for the total energy was reached after three or four V-cycles, and that the amount of cpu-time needed was of the same order as when applying state-of-the-art plane-wave codes. We obtained an average convergence rate of approximately one decade per self-consistency iteration. This is of the same order as those reported by Wang and Beck¹⁰ in their FAS scheme or by Kresse and Furthmüller¹⁶ in their plane-wave scheme employing self-consistency iterations. The convergence rate of one decade per self-consistency iteration is better than that obtained by Ancilotto et al.⁸ in the FMG scheme and much better than the rate reached in the linearized multigrid scheme by Briggs et al.⁷.

We have applied the RQM method also for the calculation of positron states in solids. Fig. 3 shows how the delocalized positron state in the perfect α -quartz is trapped in to a Si-vacancy. Positron states are a particularly simple case for our method, because only the lowest energy wave function needs to be calculated in a given potential, so that no orthogonalizations or penalty functionals are needed. Moreover, in a simple scheme an electron density calculated without the influence of the positron can be used as the starting point¹⁷. However, even for the positron states the superior performance of the multigrid method in comparison with straightforward relaxation schemes is evident. For example, we have calculated the positron state in the Si-vacancy in bulk Si using a supercell containing 1727 atoms. The solution of the positron wave-function using the RQM method took less than a minute of cpu-time on a typical workstation. To put this in proper context, J.E. Pask et al.¹⁸ report a similar calculation, based on the finite element method but without multigrid acceleration, for a super-

cell containing 4096 Cu atoms. The result converged within 1 ps took 'just 14.3 hr' of CPU time.

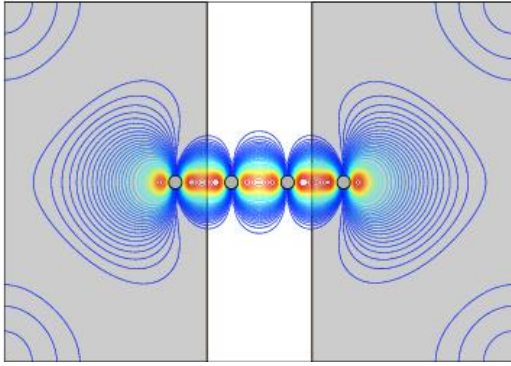


FIG. 4. Electronic structure of a four-carbon-atom chain between two jellium leads determined by the M IKA code. The figure shows an occupied sigma-type state localized at the atom chain. Periodic boundary conditions within the cylindrical symmetry have been employed along the (vertical) symmetry axis and the (horizontal) radial directions. The centres of pseudo ions are denoted by grey circles and the positive jellium background by grey shadowing. Blue contours denote low electron densities whereas the density increases towards yellow and red.

We have also applied the M IKA scheme in two-dimensional problems for quantum dots employing the current-spin-density functional theory (CSDFT), see Ref.¹⁹. Moreover, we have implemented the RQM G method in cylindrical coordinates enabling very efficient and accurate calculations for atomic chains, or systems which can be described using axisymmetric jellium models. Fig. 4 shows a selected wavefunction of a system where a chain of four carbon atoms is sandwiched between two planar jellium leads.

IV. SUMMARY AND OUTLOOK

In the M IKA program package the RQM G method introduced by Mandel and McCormick¹¹ is generalized for the simultaneous solution of a desired number of lowest eigenenergy states. The approach can be viewed to belong to a third group of multigrid methods, in addition to FAS and techniques where the eigenproblem is linearized. In principle, one can use arbitrarily coarse grids in RQM G, whereas in the other multigrid methods one has to be able to represent all the states also on the coarsest grid.

We are convinced that our method will compete with the standard plane-wave methods for electronic structure calculations. However, some straightforward programming is still required. Implementation of the Hellmann-Feynman forces, required for the optimization of the ionic structures is under way.

During the RQM G V-cycle, the states are all relaxed simultaneously and independently of each other. A parallelization over states would therefore be natural to implement on a shared memory architecture. We have parallelized the M IKA codes over k-points, and over real-space domains. The domain decomposition is the appropriate method for distributed memory parallel computers.

ACKNOWLEDGMENTS

We acknowledge the contributions by Henri Saarikoski, Paula Havu, Esa Rasanen, Tero Hakala, and Sampsa Riihonen in sharing their experience of the use of the M IKA package in different applications and preparing the figures 3 (T.H.) and 4 (P.H.). T.T. acknowledges financial support by the Vilho, Yrjö and Kalle Väisälä Foundation. This research has been supported by the Academy of Finland through its Centre of Excellence Programme (2000 – 2005).

- ¹ W. Kohn, Rev. Mod. Phys. 71, 1253 (1998).
- ² M. Heiskanen, T. Torsti, M. J. Puska, and R. M. Nieminen, Phys. Rev. B 63, 245106 (2001).
- ³ T. L. Beck, Rev. Mod. Phys. 72, 1041 (2000).
- ⁴ T. A. Arias, Rev. Mod. Phys. 71, 267 (1999).
- ⁵ U. V. Waghmare, H. Kim, I. J. Park, N. Modine, P. Maragakis, and E. Kaxiras, Comp. Phys. Comm. 137, 341 (2001).
- ⁶ A. Brandt, Math. Comp. 31, 333 (1977).
- ⁷ E. L. Briggs and D. J. Sullivan and J. Bemholc, Phys. Rev. B, 52, 5471 (1995); *ibid.*, 54, 14362 (1996).
- ⁸ F. Ancilotto, P. Landin, and F. Toigo, Phys. Rev. B, 59, 7868 (1999).
- ⁹ J.-L. Fattebert, J. Comput. Phys. 149, 75 (1999).
- ¹⁰ J. Wang and T. L. Beck J. Chem. Phys. 112, 9223 (2000).
- ¹¹ J. Mandel and S. McCormick, J. Comput. Phys. 80 (1989) 442.
- ¹² A. Brandt, S. F. McCormick and J. W. Ruge, SIAM J. Sci. Stat. Comput. 4, 244 (1983).
- ¹³ T. L. Beck and K. A. Iyer and M. P. Merrick, Int. J. Quantum Chem. 61, 341 (1997).
- ¹⁴ S. Costiner and S. Ta'asan, Phys. Rev. E, 52, 1181 (1995).
- ¹⁵ A. P. Seitsonen and M. J. Puska and R. M. Nieminen, Phys. Rev. B, 51, 14057 (1995).
- ¹⁶ G. Kresse and J. Furthmüller, Comput. Mat. Sci. 6, 15 (1996).
- ¹⁷ M. J. Puska and R. M. Nieminen, Rev. Mod. Phys. 66, 841 (1994).
- ¹⁸ J. E. Pask, B. M. Klein, P. A. Sterne and C. Y. Fong, Comp. Phys. Comm. 135, 1, (2001).
- ¹⁹ H. Saarikoski, M. J. Puska, and R. M. Nieminen, in this conference proceedings.