

## Evolving networks with disadvantaged long-range connections

R. Xu<sup>1</sup> and B. Brunet<sup>1</sup> and I. M. Sokolov<sup>1,2</sup><sup>1</sup> Institut für Physik, Humboldt Universität zu Berlin, Invalidenstr. 110, D-10115 Berlin, Germany<sup>2</sup> Theoretische Polymerphysik, Universität Freiburg, Hermann Herder Str. 3, D-79104 Freiburg, Germany  
(March 22, 2024)

**Abstract.** We consider a growing network, whose growth algorithm is based on the preferential attachment typical for scale-free constructions, but where the long-range bonds are disadvantaged. Thus, the probability to get connected to a site at distance  $d$  is proportional to  $d^{-\alpha}$ , where  $\alpha$  is a tunable parameter of the model. We show that the properties of the networks grown with  $\alpha < 1$  are close to those of the genuine scale-free construction, while for  $\alpha > 1$  the structure of the network is vastly different. Thus, in this regime, the node degree distribution is no more a power law, and it is well-represented by a stretched exponential. On the other hand, the small-world property of the growing networks is preserved at all values of  $\alpha$ .

PACS numbers: 89.75.-k, 05.50.+q, 89.75.Hc

Complex weblike structures (the small-world or scale-free networks) have recently become an object of extensive investigation, and in the last years a great success in understanding the properties of these structures was achieved (see Ref. [1] as a review). Apart from appealing mathematics, this recent interest is due to the fact that many natural and technological systems, like polymer networks [2], the science collaboration network [3,5], or networks of chemical reactions in a living cell [6,8] seem to be organized according to some internal principles. Thus, the Internet [9], the network of human sexual contacts [10] or the WWW [11] possess a similar structure, e.g. are they all based on the preferential attachment of the newly introduced nodes to the highly connected old ones. All these networks show the small-world property: the typical distance (in terms of the number of intermediate connections) between two nodes grows logarithmically with the web's size.

One of the prominent examples of a mathematical model of such a growing network is the scale-free (SF) construction of Barabási and Albert [1,12]; and one of its most interesting properties is the very specific form of the probability distribution of the degree of nodes (i.e. of the numbers of bonds connecting any given node  $i$  with other ones in the network):  $P(k) \sim k^{-3}$  [1,12,15]. Many models have been presented, based on the same two most important ingredients: growth and preferential attachment. Examples are models with an accelerated growth of the network [16,17], models with a nonlinear preferential attachment [15], with nodes provided by a initial attractiveness [13,18], with growth constraints as aging and cost [19,20], models that have a competitive aspect of the nodes [21], or models of networks that incorporate local events as the addition, rewiring or removal of nodes or edges [22].

The SF-construction may be a reasonable approximation for such world-spanning networks like one of the Internet's information transmission channels or one of the formal links of WWW. On the other hand, in many sit-

uations (like in a network of human sexual contacts) a connection means a physical contact, i.e. means that the contacting individuals, representing the nodes of the network, have to occur at the same site and at the same time, thus introducing a clear geographical aspect. In what follows we present a simple model taking into account this metrical ("geographical") aspect, where the probability to connect two nodes depends both on the number of connections that the nodes already have (as in the genuine SF-construction), and on the distance between them. That is, we treat an emerging network in a metric space. In this emerging network the probability that a newly introduced node  $n$  is connected to a previously existing node  $i$  is proportional to the number  $k_i$  of the already existing connections of node  $i$  (preferential attachment prescription), but on the other hand the too long bonds are disadvantaged, because this probability depends on the Euclidean distance  $d_{in}$  between the nodes  $n$  and  $i$  as  $d_{in}^{-\alpha}$ , (clearly, a "scale-free" function), with  $\alpha > 0$ .

Based on extensive numerical simulations of a one-dimensional situation, we show that even if the length penalties are mild, the model exhibits properties which differ strongly from those of the usual scale-free networks. Thus, the corresponding degree distribution function  $P(k)$  depends strongly on  $\alpha$ . We show, in particular, that for  $\alpha < 1$  the behavior of  $P(k)$  is similar to the behavior of the SF model without penalties, so that asymptotically  $P(k) \sim k^{-3}$ , (which distribution possesses a mean, but no dispersion, and corresponds to strong, universal fluctuations). On the other hand, for  $\alpha > 1$  the behavior of  $P(k)$  is well-described by a stretched-exponential  $P(k) \sim \exp(-bk^\alpha)$ , with the power depending on  $\alpha$ , so that the fluctuations in  $k$  are rather weak. We discuss the reasons for such a dramatic change, being rooted in the probability of connection between the nodes as function of the distance, and the overall structure of the emerging network, preserving its small-world nature even at large (probably at all)  $\alpha$ -values.

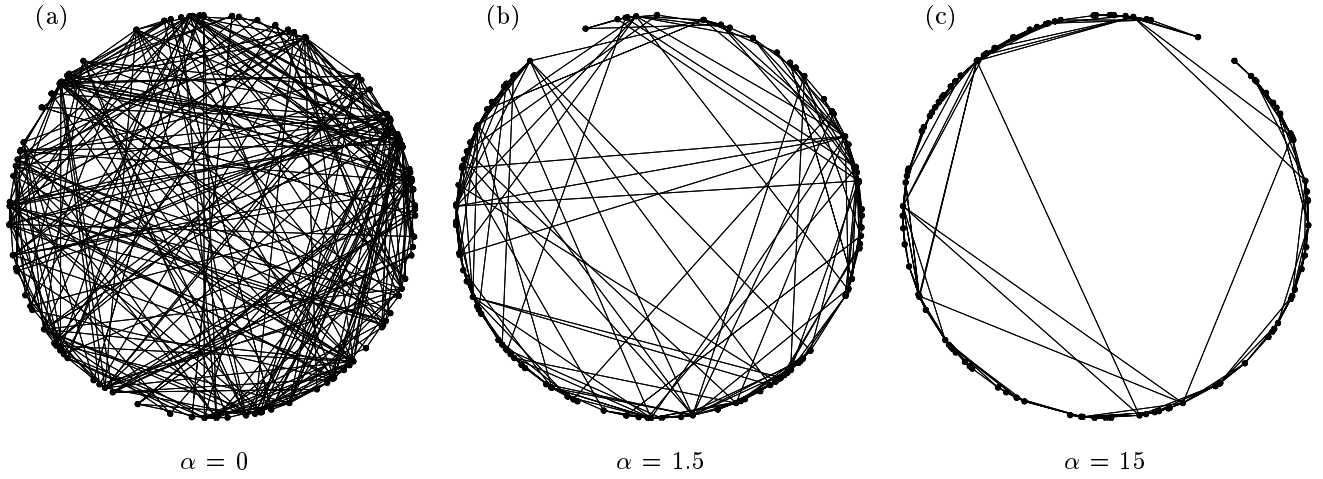


FIG. 1. Networks generated using the simulation prescription, Eq.(2), with different values of  $\alpha$ : (a)  $\alpha = 0$ , (b)  $\alpha = 1.5$  and (c)  $\alpha = 15$ . All three examples have 300 edges,  $L = 10^6$ ,  $N = 102$ , and  $m = 3$ . Note the change in the appearance of the networks. The network (a) is a genuine SF construction while (c) strongly resembles the Watts and Strogatz's small-world network.

We start from a one-dimensional lattice of  $L$  sites, spaced by a unit distance and apply cyclic boundary conditions. On this structure we will let our network grow, so that each lattice site will be a possible location of a network's node. We denote by  $n_i$  the position in the lattice of a node  $i$ . The distance  $d_{ij}$  between any two nodes  $i$  and  $j$  is defined as:

$$d_{ij} = m \inf \{j_i - n_j\} (L - j_i - n_j)g; \quad (1)$$

Let us now construct the network. First, we choose randomly an even number  $m_0$  of sites from the lattice and we bind them in pairs with one bond each. This will be our initial condition. That is, at  $t = 0$ , our network will consist from  $m_0$  nodes connected in pairs. As in the SF model we will add at every time step a new node to our network (linear growth). We proceed according to the following rule: at every time step we choose at random a free site of our lattice, and pose the new node there. This new node is then connected through  $m$  edges ( $m = m_0$ ) with  $m$  different nodes already present in the network. After  $t$  time steps the algorithm results in a network with  $t + m_0$  nodes and  $t + m_0 = 2$  edges. In contrast with the SF model, the probability for the new node  $n$  to be connected to an old one  $i$  will depends not only on the number of edges  $k_i$  which  $i$  already possesses, but also on the distance  $d_{in}$  between them:

$$(k_i; d_{in}; \alpha) = \frac{k_i d_{in}^\alpha}{\sum_j k_j d_{jn}^\alpha}; \quad (2)$$

Here the sum in the denominator goes over all nodes in the system except the newly introduced one and  $\alpha$  is a real non-negative parameter describing the distance

penalties. For large  $\alpha$ , the probability of connection between two distant nodes is very small. On the other hand, for a very small  $\alpha$  the probability is almost independent from the distance. In the case  $\alpha = 0$  our model reduces to the genuine scale-free one. Note that our model is to some extent also scale-free: the connection probabilities depend only on the relative distances.

Our initial condition is slightly different from one of Barabasi and Albert, where the initial  $m_0$  nodes are not connected: in our case all nodes introduced at  $t = 0$  have exactly one edge, which allows to use Eq.(2) from the very beginning. This simplifies the algorithm, since we do not have to distinguish between the initial and the further steps. The only difference with the genuine SF construction is that at time  $t$  one has  $m + m_0 = 2$  (instead of  $m$ ) edges present; hence, the asymptotic behavior of both models for  $t \gg 1$  is the same.

Three examples of the evolving networks of such a kind are given in Fig.1. Here is  $m = 3$ ,  $L = 10^6$ ,  $N = 102$  and  $m_0 = 6$ , (so that all three networks have exactly 300 edges). Three different values of  $\alpha$  were used:  $\alpha = 0.0$  (scale-free model),  $\alpha = 1.5$  and  $\alpha = 15.0$ . Note that increasing  $\alpha$  leads to marked changes in the topology of the network. Fig. 1(a) corresponds to a genuine scale-free construction and exhibits a lot of long bonds connecting distance sites. On the other hand, only few such bonds are present in Fig. 1(c).

In our further simulations we use a lattice of  $L = 2 \cdot 10^6$  sites; the maximal number of the introduced nodes is  $N = 2 \cdot 10^5$ . All simulation results are based on the average of 10 realizations of this structure. The error bars on Figs. 3-5 correspond just to this ensemble average. The simulations are done for several values of  $\alpha$  and for two

values of  $m$ , the number of the outgoing bonds:  $m = 1$  and  $m = 3$ ;  $m_0 = 2m$ .

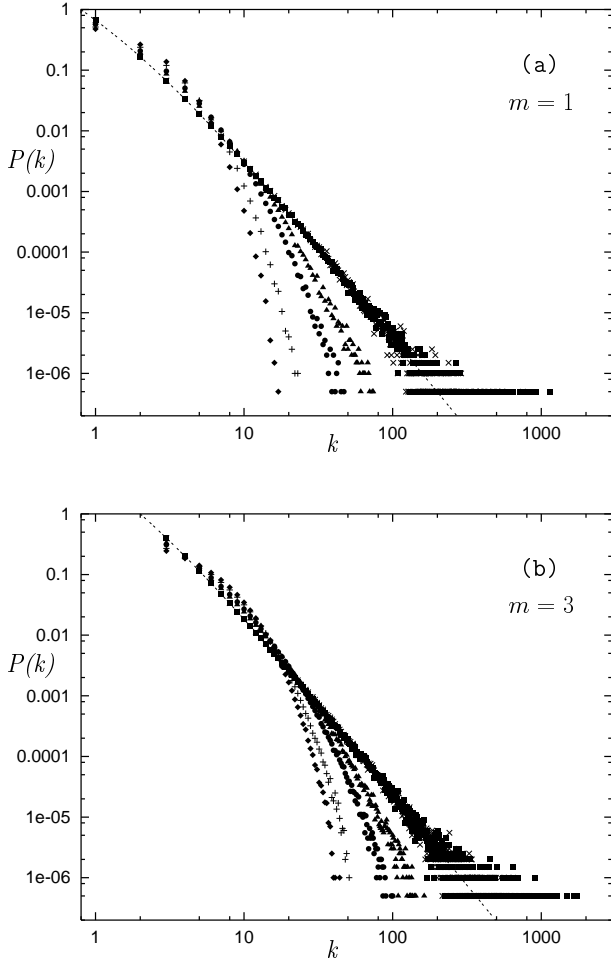


FIG. 2. The degree distribution  $P(k)$  for different values of  $\alpha$  and for  $m = 1$  (a) and  $m = 3$  (b). The values of  $\alpha$  are  $\alpha = 0$  (squares),  $\alpha = 0.8$  (crosses),  $\alpha = 1.5$  (triangles),  $\alpha = 2$  (filled circles),  $\alpha = 5$  (pluses) and  $\alpha = 45$  (diamonds). The dashed lines correspond to the theoretical curve for the scale-free model, (Ref. [1,12])

One of the prominent features of the scale-free model is that the distribution of the degrees of the nodes decays as a power law, i.e. like  $P(k) \sim k^{-\gamma}$ , with  $\gamma = 3$ . This corresponds to the fact that the mean number of connections per site exists, but its dispersion diverges. Let us now discuss, how this distribution changes if the long-range connections are penalized. In Fig. 2 we plot the probability distribution of  $k$  for different values of  $\alpha$  on double logarithmic scales. One readily infers that for all  $0 < \alpha < 1$  no important differences with the scale-free model ( $\alpha = 0$ ) can be detected: in any case the asymptotic behavior of  $P(k)$  is well-described by  $P(k) \sim k^{-3}$ .

The distributions seem to be almost identical; however, small but statistically significant deviations can be detected for small  $k$ -values. At  $\alpha = 1$  the degree distribution shows a pronounced change in its behavior and ceases being a power law; now the behavior of the model with distance penalties is quite different.

Let us concentrate on the case  $\alpha > 1$  and try to describe the shape of the degree distribution under such conditions. The analysis of the simulations suggests that the corresponding mathematical expression could be a stretched-exponential function of the form:

$$P(k) = a \exp(-bk^\gamma); \quad (3)$$

where the parameters  $a$ ,  $b$  and  $\gamma$  depend on  $\alpha$  and  $m$ . To obtain the values of these parameter and to analyze the goodness of this fitting function we have fitted the data to Eq.(3) using the nonlinear least-squares Levenberg-Marquardt algorithm [23], taking into consideration the error bars as coming out of 10 realizations of each situation. The data is replotted together with the outcomes of the fits in Fig. 4 on the scales in which the fitting function, Eq.(3), is represented by a straight line. One namely takes  $k^\gamma$  as the abscissa and  $\ln P(k)$  as the ordinate of the graph. Fig. 4 shows that such a fit (straight line) is surprisingly good!

The values of the exponent  $\gamma$  are shown as a function of  $\alpha$  ( $\alpha > 1$ ) in Fig. 3, for the two different situations corresponding to  $m = 1$  and  $m = 3$ . We see that  $\gamma$  monotonously grows with  $\alpha$ , and that the dependences  $m = 1$  and  $m = 3$  differ, i.e. that the  $\gamma(\alpha)$  dependence is nonuniversal.

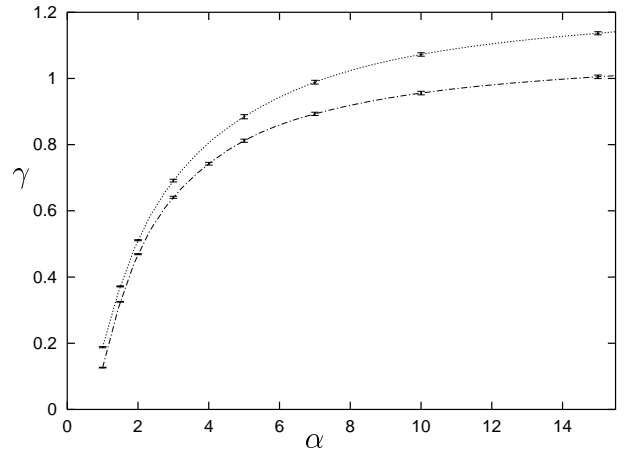


FIG. 3. The parameter  $\gamma$  as a function of  $\alpha$ . The upper dependence corresponds to  $m = 1$ , and the lower one  $m = 3$ . The lines are drawn as a guide for eyes.

We note that in related models of growing networks another form of degree distribution appears: an exponentially damped power-law [24],

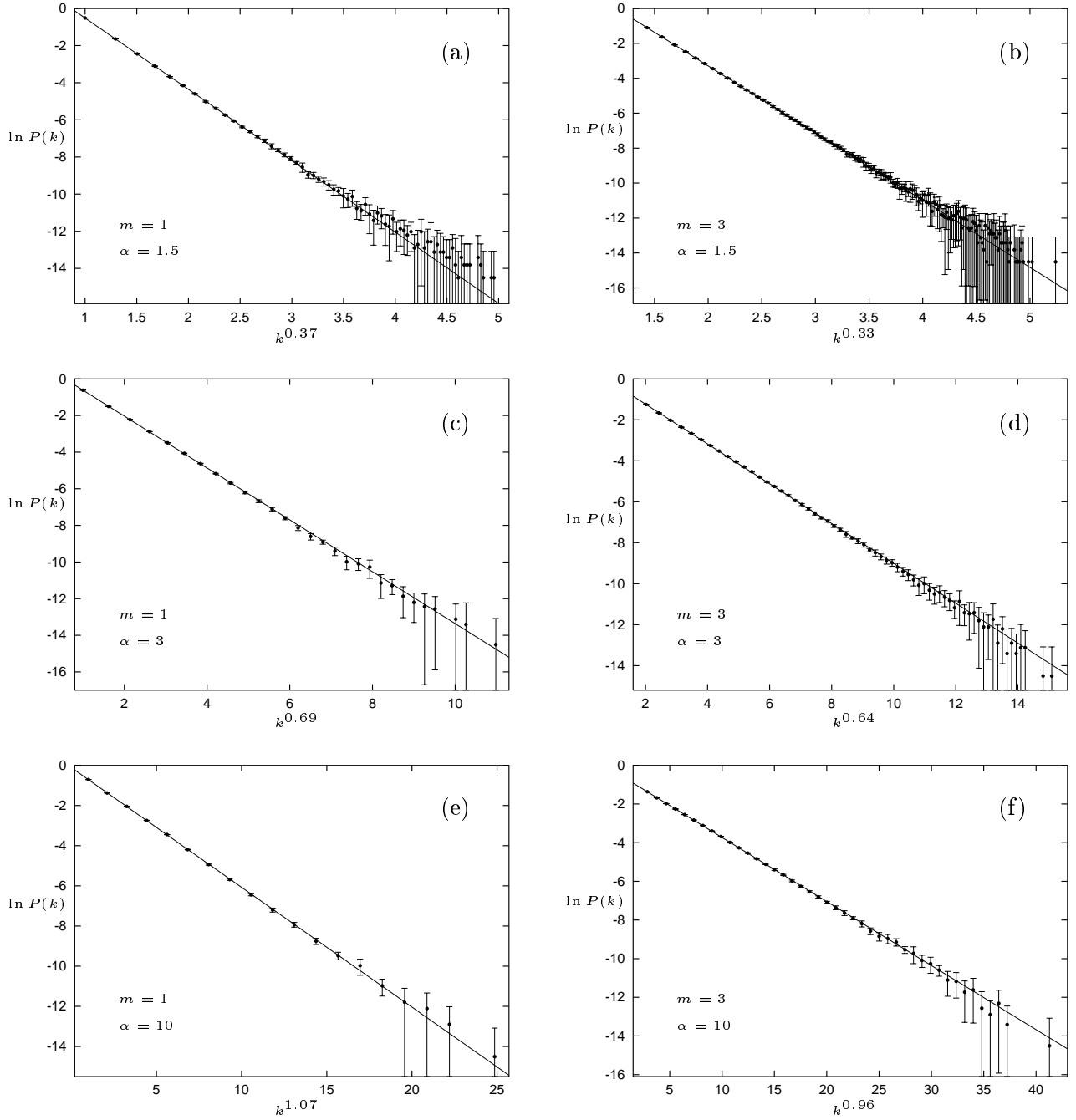


FIG. 4. Shown is  $\ln P(k)$  as a function of  $k^\alpha$ , where  $\alpha$  is the output of the fit, Eq.(3). (See text for details). The parameters are: (a):  $m = 1$ ,  $\alpha = 1.5$ ,  $\beta = 0.37$ . (b):  $m = 3$ ,  $\alpha = 1.5$ ,  $\beta = 0.33$ . (c):  $m = 1$ ,  $\alpha = 3$ ,  $\beta = 0.69$ . (d):  $m = 3$ ,  $\alpha = 3$ ,  $\beta = 0.64$ . (e):  $m = 1$ ,  $\alpha = 10$ ,  $\beta = 1.07$ . (f):  $m = 3$ ,  $\alpha = 10$ ,  $\beta = 0.96$ .

$$P(k) = ak \exp(-bk): \quad (4)$$

We tested also this fit function and found out that it gives a good fit for larger  $\alpha$ -values, but is definitely inferior to our fit, Eq.(3), for  $1 < \alpha < 3$ .

A growing network with disadvantaged long bonds is a

very interesting hierarchical construction. Thus, for large  $\alpha$ , the strong correlation between the age of the connection and its length exists. The old connections, made when the nodes were sparse, are typically long, while the younger connections get shorter and shorter, since more sites in the immediate vicinity of a newly introduced site

can be found. The simulations show that for large, the nodes are almost surely connected to their nearest neighbors. On the other hand, the old, long-range connections are of great importance for the overall topology of the lattice, since they guarantee that for any the network is a small-world one.

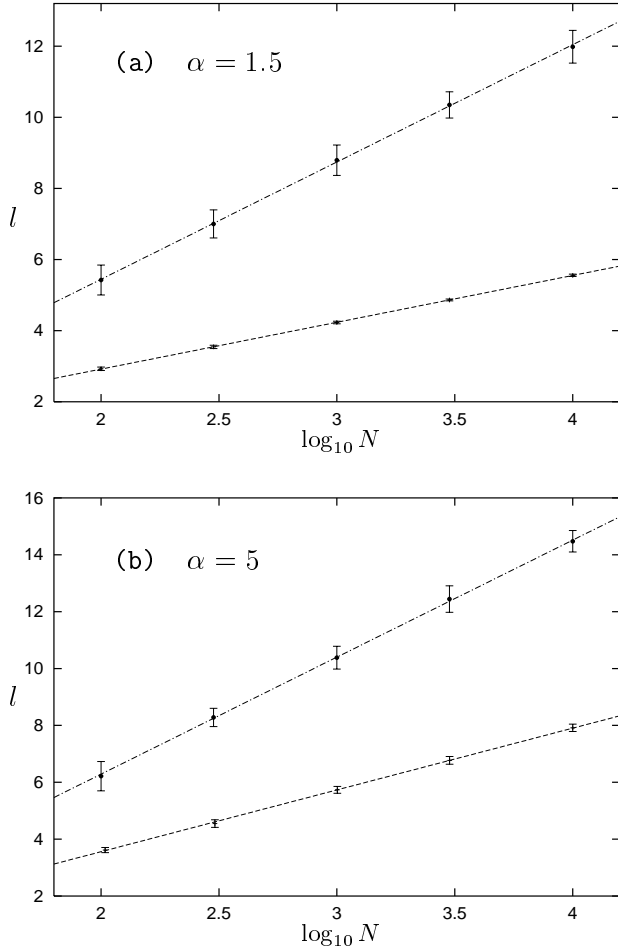


FIG. 5. The diameter of a network as a function of the number of sites  $N$ . Panel (a) corresponds to  $\alpha = 1.5$  and panel (b) corresponds to  $\alpha = 5$ . The upper lines in each panel are those for  $m = 1$ , the lower lines correspond to  $m = 3$ . Note the logarithmic scale.

In Fig. 5 we plot the mean number of connections between each two nodes of the network for two different values of  $\alpha$  ( $\alpha = 1.5$  and  $\alpha = 5$ ) and for the two values  $m = 1$  and  $m = 3$  as a function of the network size  $N$ . The algorithm here is trivial: starting from a node (labeled 0) we pass to all nodes connected to it (nodes of the first generation, labeled 1), then to nodes of the second generation (labeled 2), etc; until all nodes are labeled. The mean distance between this node (labeled 0) and any other given node of the network is then the sum of all val-

ues of these labels divided by  $N - 1$ . This procedure is repeated for each node, and the overall mean value, the so-called path diameter of the network ( $l$ ), is evaluated. The error bars of the figure correspond to the average of the mean diameters over 10 realizations of the network. Fig. 5 shows that the mean diameter of the network grows linearly in  $\ln N$ , i.e. it shows the typical small-world behavior. This behavior is preserved for all tested values of  $\alpha$ ; the largest value tested was  $\alpha = 45$ ; which, for  $m = 1$ , corresponds to a practically sure connection of a newly introduced node to its nearest neighbor. The high- $\alpha$  networks resemble closely the simple small-world constructions [25].

Let us summarize our findings. We considered a growing network, whose growth algorithm is based, as in the SF construction, on a preferential attachment of the newly introduced nodes to the highly connected old ones. However, here the too long connections are disadvantaged by introducing penalties. Thus, the probability to connect two nodes separated by a distance  $d$  is proportional to  $d^{-\alpha}$ , where  $\alpha$  is a variable parameter. We found out that for  $\alpha < 1$  the degree distribution  $P(k)$  decays, as in the SF model, like  $P(k) \sim k^{-3}$ , whereas for  $\alpha > 1$  a stretched exponential form  $P(k) = a \exp(-bk^\alpha)$  gives an extremely good description of this distribution. On the other hand, the small-world property is preserved at all checked values of  $\alpha$ .

The authors are grateful to Mr. F. Jasch for fruitful discussions and to Mr. M. Obermayr for the valuable technical assistance. Financial support by the Fonds der Chemischen Industrie is gratefully acknowledged.

- 
- [1] R. Albert and A.-L. Barabasi, Statistical mechanics of complex networks, Rev. Mod. Phys. 74, 47 (2002)
  - [2] S. Jespersen, I.M. Sokolov and A. Blumen, Small-world rouse networks as models of cross-linked polymers, J. Chem. Phys. 113, 7652 (2000)
  - [3] M. E. J. Newman, The structure of scientific collaboration networks, Proc. Natl. Acad. Sci. 98, 404 (2001)
  - [4] M. E. J. Newman, Scientific collaboration networks. I. Network construction and fundamental results, Phys. Rev. E 64, 016131 (2001)
  - [5] M. E. J. Newman, Scientific collaboration networks. II. Shortest paths, weighted networks, and centrality, Phys. Rev. E 64, 016132 (2001)
  - [6] H. Jeong, B. Tombor, R. Albert, Z. N. Oltvai, A.-L. Barabasi, The large-scale organization of metabolic networks, Nature 407, 651 (2000)
  - [7] D. A. Fell and A. Wagner, The small world of metabolism, Nat. Biotechnol. 18, 1121 (2000)
  - [8] H. Jeong, S. P. Mason, A.-L. Barabasi, Z. N. Oltvai, Lethality and centrality in protein networks, Nature 411, 41 (2001)

- [9] M. Faloutsos, P. Faloutsos and C. Faloutsos, On power law relationships of the internet topology, *Comput. Commun. Rev.* 29, 251 (1999)
- [10] F. Liljeros, C. R. Edling, L. A. Nunes Amaral, H. Stanley, and Y. Aberg, The web of human sexual contacts, *Nature* 411, 907 (2001)
- [11] R. Albert, H. Jeong, A.-L. Barabasi, Diameter of the World-Wide Web, *Nature* 401, 130 (1999)
- [12] A.-L. Barabasi and R. Albert, Emergence of scaling in random networks, *Science* 286, 509 (1999)
- [13] D. Orlovets S. N., J. F. F. Mendes and A. N. Samuhkin, Structure of growing networks with preferential linking, *Phys. Rev. Lett.* 85, 4633 (2000)
- [14] L. Kullmann and J. Kertesz, Preferential growth: exact solution of the time-dependent distributions, *Phys. Rev. E* 63, 051112 (2001)
- [15] K. Rapivsky P. L., S. Redner and F. Leyvraz, Connectivity of growing random networks, *Phys. Rev. Lett.* 85, 4629 (2000)
- [16] D. Orlovets S. N. and J. F. F. Mendes, Effect of the accelerating growth of communications networks on their structure, *Phys. Rev. E* 63, 025101 (2001)
- [17] Barabasi A.-L., H. Jeong, E. Ravasz, Z. Neda, A. Schu-  
bert and T. Vicsek, Evolution of the social network of scientific collaborations, *cond-mat/0104162* (2001)
- [18] Jeong H., Z. Neda and A.-L. Barabasi, Measuring preferential attachment for evolving networks, *cond-mat/0104131* (2001)
- [19] Amaral L. A. N., A. Scala, M. Barthélemy and H. E. Stanley, Classes of small-world networks, *Proc. Nat. Acad. Sci. USA* 97, 11149 (2000)
- [20] D. Orlovets S. N. and J. F. F. Mendes, Evolution of networks with aging of sites, *Phys. Rev. E* 62, 1842 (2000)
- [21] G. Bianconi and A.-L. Barabasi, Competition and multiscaling in evolving networks, *Europhys. Lett.* 54, 436 (2001)
- [22] Albert R. and A.-L. Barabasi, Topology of evolving networks: local events and universality, *Phys. Rev. Lett.* 85, 5234 (2000)
- [23] B. P. Flannery, S. A. Teukolsky, W. T. Vetterling, *Numerical Recipes: The Art of Scientific Computing* (Cambridge Univ. Press, 1985) p.675
- [24] M. E. J. Newman, Exact solutions of epidemic models on networks, *cond-mat/0201433* (2002)
- [25] D. J. Watts and S. H. Strogatz, Collective dynamics of 'small-world' networks, *Nature* 393, 440 (1998)