

The complex scaling behavior of non{conserved self{organized critical systems

Barbara Drossel

Institut für Festkörperphysik, TU Darmstadt, Hochschulstraße 6, 64289 Darmstadt, Germany
(Dated: April 14, 2024)

The Olami-Feder-Christensen earthquake model is often considered the prototype dissipative self{organized critical model. It is shown that the size distribution of events in this model results from a complex interplay of several different phenomena, including limited coarsening{point precision. Parallels between the dynamics of synchronized regions and those of a system with periodic boundary conditions are pointed out, and the asymptotic avalanche size distribution is conjectured to be dominated by avalanches of size one, with the weight of larger avalanches converging towards zero as the system size increases.

PACS numbers: 05.65.+b, 45.70.Ht

Self{organized critical (SOC) systems [1, 2] are extended systems that receive a slow energy input and have fast dissipation events ("avalanches" or "earthquakes"), the size distribution of which is a power law. Such a scale invariance can result quite naturally in systems that satisfy a local conservation law [3], however, the mechanisms leading to SOC in non{conserved systems are not yet well understood. The Olami-Feder-Christensen earthquake model [4] is probably the most studied nonconservative SOC model. Nevertheless, the nature of its critical behavior is still not clear. Despite the simplicity of its dynamical rules, the model shows a variety of interesting features that are unknown in equilibrium physics and appear to be crucial for generating the critical behavior. Among these features are a marginal synchronization of neighboring sites driven by the open boundary conditions [5], and the violation of finite size scaling [6, 7] together with a qualitative difference between system wide earthquakes and small earthquakes [8]. Also, small changes in the model rules (like replacing open boundary conditions with periodic boundary conditions [9], or introducing frozen noise [10]), destroy the SOC behavior.

The model is a discretized and simplified version of the Burridge-Knopo model of earthquakes [11] and is defined by the following rules: At each site of a square lattice, a continuous variable z is defined that represents a local force. The force at all sites increases uniformly at constant rate. When the force $z(i; j)$ at a site $(i; j)$ exceeds the threshold value z_c , which can be chosen to be $z_c = 1$ without loss of generality, the force at this site is reset to zero, while all four nearest neighbors receive a force increment of $z(i; j)$. The parameter α is the only parameter of the model, and it has a value in the interval $(0; 0.25)$. If a neighbor is lifted above the threshold, the force on its neighbors is increased according to the same rule, etc., until the "earthquake" is finished. The "size" of an earthquake, s , is defined to be the number of toppling events during this earthquake. Then, the force is again increased uniformly, until the next site reaches the threshold, triggering the next earthquake, and so on.

Similarly to real earthquakes, which follow the

Gutenberg-Richter law, the size distribution of earthquakes (which we shall subsequently call "avalanches") in this model is found in computer simulations to resemble a power law $n(s) \sim s^{-\beta}$. The exponent β appears to depend on α . However, recent evidence points to a universal exponent $\beta \approx 1.8$ if only the system size is made large enough, at least for $\alpha \geq 0.17$ [7]. Several authors argue that there is a critical value of α , around 0.18, below which the dynamics change qualitatively and become dominated by small avalanches [6, 12]. There is possibly a small value of α , around 0.05, below which the power law breaks down completely [4] (however, this idea has few supporters now), and one recent publication even claims that the model is not critical at all for $\alpha < 0.25$ [13]. This latter claim is based on the finding that the mean branching ratio of avalanches is smaller than one, and it would be correct if there was only one type of avalanches in the system.

It is the purpose of this paper to clarify some of these puzzles and to elucidate the mechanisms that generate the observed avalanche size distributions. We will focus on the cases $\alpha = 0.1$ and $\alpha = 0.05$ and show that the avalanche size distribution results from the complex interplay of several phenomena, including boundary driven synchronization and internal desynchronization, limited coarsening{point precision, the slow dynamics within the steady state, and the small size of synchronized regions. While part of these phenomena have been pointed out already in the earlier literature, their combined effect on the size distribution of earthquakes and their implications for the asymptotic scaling behavior have not been clarified so far. It is our prediction that the asymptotic avalanche size distribution (in the ideal situation of infinite coarsening{point precision) is dominated by avalanches of size 1, with the weight of larger avalanches decreasing to zero with increasing system size.

Let us first discuss the case of periodic boundary conditions, which will be relevant also for the later discussion of the system with open boundary conditions. Starting with a random initial configuration (most authors choose the z values randomly from the interval $[0; 1)$), the dy-




FIG. 1: Snapshot of the periodic state for $L = 100$ and $\epsilon = 0.1$, with an initial width 0.2 of the distribution of z values. The force z is visualized by the grey shade, with smaller force being darker.

namics settle on a periodic attractor, where the sites always topple in the same order [5, 6, 14]. Often the sites are found to topple one by one, without any avalanches of size 2 or larger. Periodic states with larger avalanches were found for values $\epsilon > 0.18$ [6], and they occur also for smaller ϵ when the width of the initial distribution of z values is made smaller. However, Middleton and Tang have shown analytically [5] that a system consisting of two sites always settles in a periodic state where none of the two sites induces the toppling of the other, leading to the expectation that this should also hold for two sites that are part of a system with periodic boundary conditions in a periodic stationary state. In fact, a closer inspection of the periodic states with larger avalanches reveals that within an avalanche sites are always lifted exactly to the threshold value by the force increment they receive from the toppling neighbor. At this point, the process pointed out by Middleton and Tang comes to a halt due to the finite floating-point precision, because each site in the system receives during each period the same force increment of 4 from its neighbors, allowing thus for a periodic state. If the precision was infinitely large, the periodic state could only be reached if no site induced the toppling of another site. I tested this conclusion by studying a system of linear size $L = 100$ with $\epsilon = 0.1$ and with the initial values of z randomly chosen from an interval of size 2. The first avalanche covers the entire system, but subsequent avalanches become smaller, until a periodic state is reached. Figure 1 shows a snapshot of the periodic state, just before the first site topples. The pattern visible in this snapshot was generated during the first, system-wide avalanche. The site that topples first during a cycle has the largest force. The bright (but not completely white) sites topple after one of their nearest neighbors has toppled. The light grey sites (the majority) topple after two of their neighbors have toppled, and the remaining ones topple only after

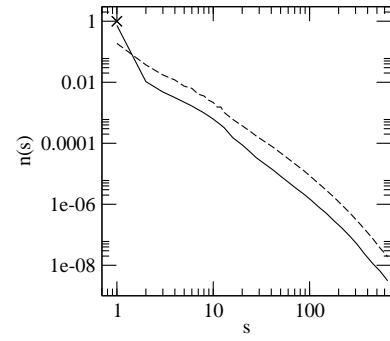


FIG. 2: Size distribution of avalanches in the periodic state for $L = 100$ and $\epsilon = 0.1$, with an initial width 0.2 of the distribution of z values. Dashed line: "float" precision. Solid line: "double" precision. Cross: Projected result for infinite precision.

three or four neighbors have toppled. The force difference between two neighbors has therefore peaks at multiples of ϵ , as already found by Grassberger for larger values of ϵ [6]. Figure 2 shows the avalanche size distribution in the periodic state, averaged over many different realisations of the disorder. $n(s)$ is the total number of avalanches of size s , divided by the number of sites and by the number of cycles. A cycle corresponds to increasing the force by $1 - 4\epsilon$. In a periodic state each site returns to its original force value at the end of a cycle. For larger precision ("double" instead of "float"), there are more smaller and less larger avalanches, supporting the claim that the floating-point precision limits the degree of desynchronization. Within an avalanche, all sites are lifted exactly to the threshold (within the given precision), justifying the prediction that for infinite precision all avalanches are of size 1.

Middleton and Tang have also shown that if one of two sites has a somewhat shorter period than the other one (for instance by having a lower threshold value or a smaller ϵ), then the two sites settle in a periodic state where the site with the longer period always induces toppling of the site with the shorter period. Similarly, systems with periodic boundary conditions and frozen disorder in the threshold values or in the values of ϵ can have a synchronized state where all sites topple during the same avalanche, if the strength of the disorder is not too large. (This is shown in [10] for disorder in the values. The strength of disorder in the threshold values in [15] was too large to see the synchronization, but I have observed synchronization for weaker disorder.)

When the system has open boundary conditions, sites at the boundary receive less force from their neighbors, and can therefore be considered as having a smaller period, according to Middleton and Tang [5]. This explains the observed formation of synchronized regions, which starts from the boundary and proceeds inward with time, apparently according to a power-law [5], which seems to

be universal for $\beta = 0.15$ [16]. After some time (which may be extremely long for large L or small β), the system reaches a stationary state with a "patchy" structure. We will call a patch a "synchronized region". Within a synchronized region, the sites have similar z values and topple within a short time of each other, usually through a sequence of small avalanches. Regions that are further away from the boundary are larger. The regions change their shape and size on a time scale that is much longer than the time scale of driving, due to large avalanches that are triggered close to the boundary. For smaller β , there are more and smaller such regions, while for β larger than around 0.17, most of the system is dominated by one or a few large regions. This paper focusses on the case of smaller values of β , where there are several regions of different sizes, and where the uncertainty about the model's behavior is largest. The results reported in the following were obtained for $\beta = 0.1$ and $\beta = 0.05$. Snapshots of the stationary state for these two values of β are shown in Figure 3. This figure reveals a striking similarity between synchronized regions and a system with periodic boundary conditions and a narrow initial distribution of z values. Like the system with periodic boundary conditions, the synchronized regions have different types of sites that topple after 1, 2, 3 or 4 of their neighbors have toppled. The probability distribution of force differences between neighbors has peaks at multiples of β (figure not shown, but see for instance [6] for larger values of β). Just as the pattern of these different types of sites is generated by the initial system-wide avalanche in the system with periodic boundary conditions, synchronized regions are generated by large avalanches, which proceed inward from the boundary. Sites that have participated in the same avalanche have z values within a limited range, and appear therefore as a patch of a given grey shade in Fig. 3. They remain in a periodic state where the sites topple in the same order for a long time. This can best be visualized by viewing the system after each cycle, i.e., after a force increment of $1 - 4$. The inner part of the system remains unchanged from any cycles. The mean time for which a section of the system remains unchanged increases with increasing system size, with decreasing β , and with increasing distance from the boundary. If a section remains unchanged after a cycle, each site has toppled once and has received a force increment of 4 from its neighbors, just as in the system with periodic boundary conditions, and often sites are lifted exactly to the threshold. The periodic behavior of a synchronized region is terminated when an avalanche enters it from outside and reshapes the pattern of z values.

These similarities between synchronized regions and systems with periodic boundary conditions (and narrow initial width of z values) suggest that the size distribution of avalanches is sensitive to the floating-point precision. This is illustrated in Fig. 4. In order to demonstrate the importance of the distance from the boundary,




FIG. 3: Snapshots of the stationary state for $L = 200$ and $\beta = 0.1$ (top), $L = 100$ and $\beta = 0.1$ (center) and $L = 100$ and $\beta = 0.05$ (bottom). The force z is visualized by the grey shade, with smaller force being darker.

avalanches triggered within the inner part of the system and close to the boundary were monitored separately. In addition to using two different types of precision ("float" and "double"), a third simulation was performed, where the z value of sites that were lifted exactly to the threshold by the force increment received from a neighbor was slightly decreased (by 10^{-15}) in order to prevent such

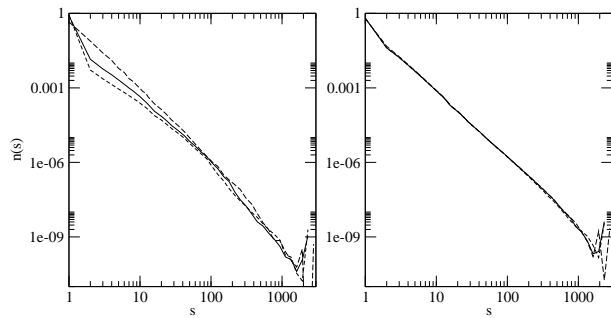


FIG. 4: Size distribution of avalanches for $L = 100$ and $\alpha = 0.1$, averaged over approx. 200000 cycles. Left: Avalanches triggered at least at a distance $L=4$ from the boundary. Right: Avalanches triggered at most at a distance $L=8$ from the boundary. Long dashed line: "float" precision. Solid line: "double" precision. Short dashed line: Curve obtained if sites that are lifted exactly to the threshold do not participate in the avalanche.

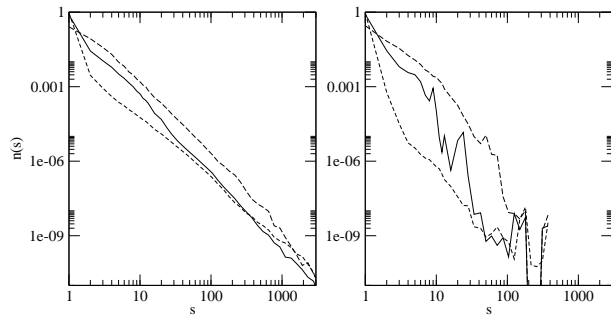


FIG. 5: Size distribution of avalanches for $L = 200$ and $\alpha = 0.1$ (left) and $L = 100$ and $\alpha = 0.05$ (right), averaged over approx. 200000 cycles. Only avalanches triggered at least at a distance $L=4$ from the boundary are considered. Long dashed line: "float" precision. Solid line: "double" precision. Short dashed line: Curve obtained if sites that are lifted exactly to the threshold do not participate in the avalanche.

sites from participating in the avalanche. While for the lower precision only 45 percent of all sites in the inner part of the system topple in avalanches of size 1, this percentage increases to more than 80 percent with "double" precision. In the outer region, there is no such sensitivity on the floating-point precision, due to the smaller size of the regions and their shorter lifetime.

With increasing system size and decreasing α , the sensitivity to the floating-point precision increases, as shown in Fig. 5. With "float" precision, only 25 percent of the sites in the inner region topple in avalanches of size 1 for $L = 200$ and $\alpha = 0.1$, while this percentage is 75 for "double" precision and 94 when sites that are lifted exactly to the threshold do not participate in the avalanche. For even larger system size (and the same value $\alpha = 0.1$), one can expect the latter percentage to approach 100, implying that virtually all topplings in the inner part of the system occur in avalanches of size 1. A similar

trend is observed for decreasing α . The curves in the right part of Fig. 5 are not smooth due to the extremely long time scales for rearrangement of the synchronized regions. Their cutoff occurs at smaller s than for $\alpha = 0.1$, probably due to the small size of synchronized regions.

Taking all these observations together, we can conclude that the observed avalanche size distributions result from the superposition of larger, synchronizing avalanches triggered near the boundaries and smaller avalanches that occur within the synchronized regions and that should turn into single-site avalanches after a few cycles, if only the floating-point precision was infinite. With increasing system size and decreasing α , most of the system stays for an increasingly long time in the periodic state with single-site avalanches. The weight of larger avalanches would therefore decrease towards zero in the thermodynamic limit of infinite system size, if only the floating-point precision could be made infinite. The system is thus not critical in the conventional sense that it has a scale-invariant avalanche size distribution, with large and small avalanches being generated by the same mechanism. Instead, the complex interplay of synchronization, desynchronization, limited floating-point precision, and a nontrivial size distribution of synchronized regions generates a broad and power-law like avalanche size distribution for parameter values typically used in simulations. Similar effects might be at the bottom of many apparent power laws in nature.

This work was supported by the Deutsche Forschungsgemeinschaft (DFG) under Contract No. D3300-2/1.

-
- [1] P. Bak, C. Tang, and K. Wiesenfeld, Phys. Rev. Lett. 59, 381 (1987).
 - [2] P. Bak, How nature works: The science of self-organized criticality (Copernicus Press, New York, 1996).
 - [3] T. Hwa and M. Kardar, Phys. Rev. Lett. 62, 1813 (1989).
 - [4] Z. Olami, H. J. S. Feder, and K. Christensen, Phys. Rev. Lett. 68, 1244 (1992).
 - [5] A. A. Middleton and C. Tang, Phys. Rev. Lett. 74, 742 (1995).
 - [6] P. Grassberger, Phys. Rev. E 49, 2436 (1994).
 - [7] S. Lise and M. Paczuski, Phys. Rev. E 63, 036111 (2001).
 - [8] S. Lise and M. Paczuski, Phys. Rev. E 64, 046111 (2001).
 - [9] C. Perez, A. Corral, A. Diaz-Guilera, K. Christensen, and A. Arenas, Int. J. Mod. Phys. B 10, 1111 (1996).
 - [10] N. Mousset, Phys. Rev. Lett. 77, 968 (1996).
 - [11] R. Burridge and L. Knopoff, Bull. Seismol. Soc. Am. 57, 341 (1967).
 - [12] S. Böttani and B. Delamotte, Physica D 103, 430 (1997).
 - [13] J. X. de Carvalho and C. P. C. Prado, Phys. Rev. Lett. 84, 4006 (2000).
 - [14] J. Socolar, G. Ginzburg, and C. Jayaprakash, Phys. Rev. E 47, 2366 (1993).
 - [15] I. Janosi and J. Kertész, Physica A 200, 179 (1993).
 - [16] S. Lise, cond-mat/0204490 (2002).