

# Competition between Charge Ordering and Superconductivity in Layered Organic Conductors $-(BEDT-TTF)_2M Hg(SCN)_4$ ( $M = K, NH_4$ )

M. Dressel<sup>1</sup>, N. D. Richko<sup>1,2</sup>, J. Schlueter<sup>3</sup>, and J. Merino<sup>4</sup>

<sup>1</sup> 1. Physikalisches Institut, Universität Stuttgart, Pfaffenwaldring 57, D-70550 Stuttgart, Germany

<sup>2</sup> Io. P. Physico-Technical Institute, St. Petersburg, Russia

<sup>3</sup> Material Science Divisions, Argonne National Laboratory, Argonne, IL 60439-4831

<sup>4</sup> Max-Planck-Institut für Festkörperforschung, D-70506 Stuttgart, Germany

(Received November 10, 2021)

While the optical properties of the superconducting salt  $-(BEDT-TTF)_2NH_4Hg(SCN)_4$  remain metallic down to 2 K, in the non-superconducting K-analog a pseudogap develops at frequencies of about  $200\text{ cm}^{-1}$  for temperatures  $T < 200\text{ K}$ . Based on exact diagonalisation calculations on an extended Hubbard model at quarter-filling we argue that fluctuations associated with short range charge ordering are responsible for the observed low-frequency feature. The different ground states, including superconductivity, are a consequence of the proximity of these compounds to a quantum phase charge-ordering transition driven by the intermolecular Coulomb repulsion.

PACS numbers: 74.70.Kn, 78.30.Jw, 71.27.+a

Electronic and magnetic systems in low dimensions display a number of exciting phenomena which have been the subject of many experimental and theoretical investigations [1]. Ideal realizations of such systems are the organic conductors in which the effect of strong electronic correlations in the ground state properties is under intense investigation [2]. For example, in the one-dimensional Bechgaard salts  $TM(TSF)$  and  $TM(TTF)$ , superconductivity, charge ordering, and spin-density-wave instabilities are observed below a metallic state (which is described by a Fermi-liquid or a Luttinger liquid, depending on the strength of the interchain coupling) [2,3]. Significant progress has been achieved in understanding their properties in comparison to the quasi two-dimensional materials, for which the theoretical models and experimental studies are much less advanced. While some members of the  $BEDT-TTF$  family (where  $BEDT-TTF$  or  $ET$  stands for bisethylenedithio-tetra-thiafulvalene), which serves as a model system for layered conductors, become superconducting, others remain metallic down to the lowest temperatures accessible, and others undergo metal-to-insulator transitions [4]. This is in contrast with band structure calculations which predict a metallic state for most of these salts.

Besides the well-studied  $\alpha$ -phase compounds, the  $\beta$ -phase family of  $(BEDT-TTF)_2M Hg(SCN)_4$  has attracted considerable attention after superconductivity at  $T_c = 1\text{ K}$  was found in the  $NH_4$ -salt [5]. In contrast, the  $M = K, Rb$ , and  $Tl$ -salts, remain metallic down to a few mK entering a density-wave ground state at  $T_p = 8\text{ K}$  to  $12\text{ K}$  which is highly controversial [6,8]. It was suggested that a low-temperature reconstruction of the Fermi surface induced by a Peierls distortion [9] occurs in  $M = K, Rb$ , and  $Tl$ -salts but not in the  $NH_4$ -compound. However, the Fermi surfaces calculated for all of these compounds are almost identical, consisting

of two-dimensional closed pockets [10] and quasi-one-dimensional open sheets. This topology was confirmed by a number of quantum-oscillation studies [11]. Hence, the different ground states encountered are difficult to understand from band structure calculations. In the present Letter, we introduce a scenario based on comprehensive optical investigations combined with exact diagonalisation calculations, in which electronic correlations play an essential role. We show that the proximity of these materials to a quantum phase transition driven by the intermolecular Coulomb repulsion can explain the different ground states found in the various salts.

Optics has proven to be a powerful method to explore the ground state of low-dimensional metals [12]. In  $K_{0.3}MoO_3$  or  $TTF-TCNQ$ , for example, clear signatures of a charge density wave have been observed in the optical spectra, like the opening of a single particle gap in the infrared and collective excitation in radio-frequency and microwave range [13]. Similar fingerprints (but at lower energies) of a spin-density-wave ground state have been identified in  $(TM(TSF))_2PF_6$  [12]. Recently the development of a pseudogap in the two-dimensional metal  $(BEDT-TTF)_4[Ni(dto)_2]$  was related to the strong Coulomb interaction, and we predicted that it should also play an important role in the  $\beta$ -type compounds [14].

Single crystals of  $-(BEDT-TTF)_2KHg(SCN)_4$  and  $-(BEDT-TTF)_2NH_4Hg(SCN)_4$  (denoted by  $K$ -salt and  $NH_4$ -salt) of about  $1.5 \times 1.0 \times 0.3\text{ mm}^3$  in size were studied by polarized optical reflection methods in the frequency range from  $50$  to  $10000\text{ cm}^{-1}$  at  $4\text{ K} < T < 300\text{ K}$ . Figs. 1a and c show the reflectivity spectra  $R(\omega)$  of both compounds obtained for the electric field  $E \parallel a$  (a corresponds to the stacking direction) at different temperatures. In Ref. [15,16] we have analyzed the vibrational features of both salts in detail. Common to many organic conductors, the room-temperature reflectivity decreases

gradually for increasing frequency with no pronounced plasma edge [17]. Going down to low temperatures, an overall rise in reactivity is observed in the  $\text{NH}_4$ -salt, but no drastic changes of the general behavior; this is expected for a metal. While at frequencies above approximately  $500 \text{ cm}^{-1}$  the temperature dependences of both compounds are similar, in the K-salt a new feature is observed at lower energies: a significant dip in the reactivity centered around  $200 \text{ cm}^{-1}$  gradually develops as  $T$  drops below  $200 \text{ K}$  (Fig. 1a). Perpendicular to the  $a$ -axis the reactivity of both materials exhibits a plasma edge around  $5000 \text{ cm}^{-1}$  which becomes more pronounced with decreasing  $T$  (insets of Fig. 1). A gain, no significant changes are observed with lowering  $T$  for the  $\text{NH}_4$ -salt; the K-compound, however, exhibits a dip in the reactivity around  $200 \text{ cm}^{-1}$  for  $T > 200 \text{ K}$  which is identical to the other polarization.

For the Kramers-Kronig analysis [12] we used a Hagen-Rubens extrapolation for  $\omega \rightarrow 0$ ; above  $7000 \text{ cm}^{-1}$  we utilized the standard optical behavior known from other BEDT-TTF compounds and finally extrapolated by  $R/\omega^4$ . The corresponding conductivity ( $\sigma$ ) is plotted in the lower frames of Fig. 1. The two compounds exhibit a similar room temperature behavior, only the absolute values of the  $\text{NH}_4$ -salt are slightly higher. For both polarizations their conductivity shows a Drude-like peak and a broad maximum near  $2000 \text{ cm}^{-1}$ . The shift of the spectral weight to lower energies as  $T$  decreases agrees with the dc resistivity [18]. In the mid-infrared range the absolute values of both directions differ by a factor of 2. At  $T = 300 \text{ K}$  the overall shape, however, is not so much different for the two polarizations in spite of the anisotropic Fermi surface; only when the temperature is lowered these differences become stronger. The dip in  $R(\omega)$  observed in the K-salt in both polarizations shows up as a maximum in the conductivity spectra slightly above  $200 \text{ cm}^{-1}$  due to excitations across the pseudogap. The position of the peak is the same for both orientations and does not change with temperature; the spectral weight increases linearly by about a factor of 5 when going from  $T = 200 \text{ K}$  to  $4 \text{ K}$  [18]; no signs of a phase transition around  $T_p \approx 8 \text{ K}$  are observed in our spectra. In agreement with previous studies [15] we do not find indications of a pseudogap in the  $\text{NH}_4$ -compound.

In Fig. 2 the low-temperature conductivity of the two materials is compared for both polarizations. The strong feature is clearly seen in the spectra of the K-salt at around  $200 \text{ cm}^{-1}$  where  $\sigma(\omega)$  drops by 50%. A narrow Drude-like contribution with a scattering rate of less than  $30 \text{ cm}^{-1}$  remains which contains only a few percent of the spectral weight; nevertheless it is responsible for the dc conductivity and the quantum oscillations [11]. The overall scenarios are similar in both directions.

In the last decade a large number of investigations have been performed on the low-temperature phase of  $(\text{BEDT-TTF})_2\text{KHg}(\text{SCN})_4$ . The transition at  $T_p \approx 8 \text{ K}$

is associated with a change in the Fermi surface [19,20] which could open a charge gap along the  $a$ -direction; of course large parts of the Fermi surface remain intact leading to the metallic dc conductivity and quantum oscillations. A small modulation of the magnetic moments suggest a spin-density-wave ground state [21,22]; but also a charge-density-wave instability was recently suggested [7,8,23]. The magnetic field dependence of the transition temperature is controversial [6,24]. Above a so-called kink-field  $B_k \approx 24 \text{ T}$  the metallic state is restored [6] but maybe a new phase emerges [23,25]. The interpretation of the measured optical spectra of  $\alpha$ -type BEDT-TTF salts in terms of a charge-density-wave instability, faces several difficulties: (i) the strong  $T$  dependence of the  $200 \text{ cm}^{-1}$  feature between  $4 \text{ K}$  and  $200 \text{ K}$ , is incompatible with semiconductor-like excitations. (ii) The negligibly small anisotropy in the optical response seems inconsistent with the large anisotropy of the crystal structure, (iii) The dip in the reactivity of the K-salt can be observed up to  $T > 200 \text{ K}$ , which is difficult to associate with the low-temperature density-wave ground state. In order to overcome the above difficulties, we find it necessary to consider both the intramolecular Coulomb repulsion  $U$ , as well as the intermolecular Coulomb interaction  $V$ . Indeed, we show that the  $V$ -term is responsible for the subtle competition between the different ground states appearing in  $(\text{BEDT-TTF})_2\text{MHg}(\text{SCN})_4$ .

It is known that Coulomb interaction leads to unconventional behavior of the electronic properties of layered organic materials [4,17]. For instance, the optical conductivity of  $\alpha$ -type compounds display a Drude peak at low temperatures which is suppressed for  $T > 50 \text{ K}$ , in contrast to conventional metals [26]. This is in agreement with dynamical mean-field-theory calculations [27] on a frustrated lattice at half-filling with strong on-site Coulomb repulsion  $U \approx W$  ( $W$  being the bandwidth). Since in  $\alpha$ -salts the BEDT-TTF molecules are dimerised, the conduction band is half-filled. The quasiparticles are destroyed with increasing  $T$  because the system is close to a Mott metal-insulator transition. This is not the case in the  $\beta$ -salts as they are quarter-filled with holes. For instance, Hartree-Fock calculations in a Hubbard model with  $U = 0.7 \text{ eV}$  suggest a paramagnetic metallic ground state for the K-compound [28]. Including the nearest-neighbor interaction  $V$ , however, can lead to charge-ordering phenomena [29]. Recent exact-diagonalisation calculations on an extended Hubbard model at quarter-filling [30] show that a transition from a metal to a checkerboard charge ordered insulator occurs at  $V = V_c^{\text{MI}} = 2.2t$ , where  $t$  is the nearest-neighbors hopping. Also there is a strong redistribution of the spectral weight in the optical conductivity. Calculations of the optical conductivity on a  $4 \times 4$  square lattice are shown in Fig. 3 for  $U = 20t$  and different values of  $V < V_c^{\text{MI}}$ . We find a broad resonance and a sharp peak located at frequencies of about  $2t$ . When the

system is insulating, the calculated spectra consists of a single broad resonance centered at  $\sim 3V$ ; this is the energy cost for moving an electron inside the checkerboard. However, for small values of  $V$  the checkerboard is not fully formed, the energy cost being smaller than  $3V$ . We associate this broad resonance resulting from the calculations shown in Fig. 3 with the  $2000\text{ cm}^{-1}$  band experimentally observed. On the other hand, we attribute the low frequency feature to the enhancement of charge fluctuations associated with short range charge ordering. We note that as  $V/t$  increases this resonance shifts down slightly and the intensities of both the broad band and the sharp peak are enhanced. For  $V = 0.5t$  the spectrum is dominated by the Drupe peak, in agreement with the optical conductivity observed for the  $\text{NH}_4$ -salt. Note that the strong enhancement of the sharp feature occurs already at  $V = t$ . Our calculations are in qualitative good agreement with the evolution of the measured optical spectra when going from the  $\text{NH}_4$ -salt to the K-analog if we assume that  $V/t$  increases from the former to the latter. We note that the Fermi surface considered in the calculations does not have any special property (for the quarter-filled square it consists of a featureless closed sheet only), making our results robust against changes in its shape.

In order to explain why superconductivity occurs in the  $\text{NH}_4$ -salt but not in the corresponding K-compound, we consider results from many-body calculations on an extended Hubbard model at quarter filling. Slave-boson theory predicts the appearance of superconductivity mediated by charge fluctuations which are present on the metallic side of the phase diagram close to the charge-ordering transition [32]. This suggests that superconductivity in  $\text{NH}_4$  is a consequence of its proximity to a charge-ordering instability driven by the ratio  $V/t$ . Hence,  $(\text{BEDT-TTF})_2\text{KHg}(\text{SCN})_4$ , which is at the charge-ordered side of the transition, i.e.  $(V/t)_K > (V/t)_{\text{NH}_4}$ , may be converted into a superconductor by decreasing  $V/t$ . Some attempts in this direction have already been carried out by applying external pressure [6]. Uniaxial strain provides a better way to tune the materials through the transition because decreasing  $a=b$  (where  $a$  is the intra-stack and  $b$  the inter-stack distances) favors a metallic state. As a matter of fact,  $T_c$  increases from 1.5 K up to about 6 K in the  $\text{NH}_4$ -compound; and most important, superconductivity is also reached for the K-salt when sufficient pressure is applied along the  $a$ -direction [33]. The above scenario is consistent with superconductivity at quantum phase transitions observed in numerous systems [4]. Hence the  $\text{NH}_4$ -salt can be driven closer to the charge-ordering transition by increasing  $V/t$ ; superconductivity should disappear, and eventually we expect a redistribution of the spectral weight due to the gradual enhancement of dynamically induced charge fluctuations. In contrast to the K-compound, for the superconducting  $\text{NH}_4$ -salt the Coulomb repulsion is

not strong enough to induce charge ordering. Releasing the pressure sufficiently should suppress superconductivity and eventually lead to a charge-ordered insulator.

In conclusion, we have investigated the optical properties of the metallic ( $M = \text{K}$ ) and superconducting ( $M = \text{NH}_4$ ) compounds of  $(\text{BEDT-TTF})_2\text{MHg}(\text{SCN})_4$ . Due to the closer proximity to a charge-ordering quantum phase transition, the K-salt shows a strong feature in the electronic spectrum at about  $200\text{ cm}^{-1}$  while the optical conductivity of the  $\text{NH}_4$ -compound remains metallic at all temperatures until the system eventually becomes superconducting. From exact diagonalisation calculations we identify the low-frequency feature with the gradual enhancement of fluctuations associated with short range ordering close to a charge-ordering transition. This scenario may be tested by applying uniaxial strain to tune the materials through the transition and induce superconductivity in the K-salt. Further experiments using X-ray and Raman scattering are necessary to provide additional evidence of charge ordering phenomena in the -salts.

We thank F. A. Assad, M. Calandra, M. Kartsovnik, R. H. McKenzie, H. Seo and R. Zeyher for helpful discussions. The work at Argonne National Laboratory was performed under the auspices of the Office of Basic Energy Sciences, Division of Material Sciences of the U.S. Department of Energy, Contract W-31-109-ENG-38. N.D. acknowledges support from the DAAD, Germany. J.M. was supported by a Marie Curie Fellowship of the European Community program "Improving Human Potential" under contract No. HPMF-CT-2000-00870.

---

electronic mail: dressel@pil.physik.uni-stuttgart.de

- [1] A. Auerbach, *Interacting Electrons and Quantum Magnetism*, (Springer, New York, 1994).
- [2] T. Ishiguro, K. Yamaji, and G. Saito, *Organic Superconductors*, 2nd edition, (Springer, Berlin, 1998); D. Jerome, in: *Organic Conductors*, edited by J.-P. Farges (Marcel Dekker, New York 1994).
- [3] V. Vescoli et al., *Science* 281, 1181 (1998); M. Dressel et al., *Synth. Met.* 120, 719 (2001).
- [4] R. H. McKenzie, *Comments Cond. Mat.* 18, 309 (1998);
- [5] H. H. Wang et al., *Physica C* 166, 57 (1990); T. O. Sada et al., *Phys. Rev. B* 41, 5428 (1990).
- [6] J. S. Brooks et al., *Phys. Rev. B* 52, 14457 (1995).
- [7] R. H. McKenzie, cond-mat/9706235.
- [8] P. Christ et al., *JETP Lett.* 71, 303 (2000); M. Kartsovnik et al., *Synth. Met.* 120, 687 (2001).
- [9] N. Harrison et al., *J. Phys.: Cond. Mat.* 11, 7227 (1999).
- [10] The 2d hole pocket area contains 14% of the Brillouin zone when  $M = \text{NH}_4$  and 16% for the K-salt; see [11].
- [11] J. Wosnitza *Fermi Surfaces of Low-Dimensional Organic Metals and Superconductors* (Springer, Berlin, 1996); J.

- Singleton, Rep. Progr. Phys. 63, 1111 (2000).
- [12] M. Dressel and G. Grüner, *Electrodynamics of Solids* (Cambridge University Press, Cambridge, 2002).
- [13] G. Grüner, *Density Waves in Solids* (Addison-Wesley, Reading, 1994).
- [14] P. Haas et al. Phys. Rev. B 62, 14 673 (2000).
- [15] M. Dressel et al., Synth. Met. 52, 201 (1992).
- [16] N. D. Richko et al., Synth. Met. (2002) (in press).
- [17] M. Dressel, in: *Studies of High-Temperature Superconductors 34*, edited by A. Narlikar (Nova Science, Huntington, 2000).
- [18] In all cases the overall spectral weight is conserved.
- [19] T. Sasaki and N. Toyota, Phys. Rev. B 49, 10120 (1994).
- [20] J. Caulfield et al., Phys. Rev. B 51, 8325 (1995).
- [21] T. Sasaki et al., Synth. Met. 41-43, 2211 (1991).
- [22] F. L. Pratt et al., Phys. Rev. Lett. 74, 3892 (1995).
- [23] N. Biskup et al., Solid State Commun. 107, 503 (1998).
- [24] T. Sasaki et al., Phys. Rev. B 54, 12969 (1996).
- [25] M. Kartsovnik et al., Synth. Met. 86, 1933 (1997).
- [26] K. Komel'sen et al., Solid State Commun. 72, 475 (1989).
- [27] A. Georges et al., Rev. Mod. Phys. 68, 13 (1996).
- [28] H. Kino and H. Fukuyama, J. Phys. Soc. Jpn. 64, 4523 (1995); *ibid.* 65, 2158 (1996).
- [29] H. Seo, J. Phys. Soc. Jpn. 69, 805 (2000); R. H. McKenzie et al., Phys. Rev. B 64, 085109 (2001).
- [30] M. Calandra et al., cond-mat/0202219.
- [31] J. Dong et al., Phys. Rev. B 60 4342 (1999).
- [32] J. Merino and R. H. McKenzie, Phys. Rev. Lett. 87 237002 (2001).
- [33] M. Maesato et al., Phys. Rev. B 64, 155104 (2001).

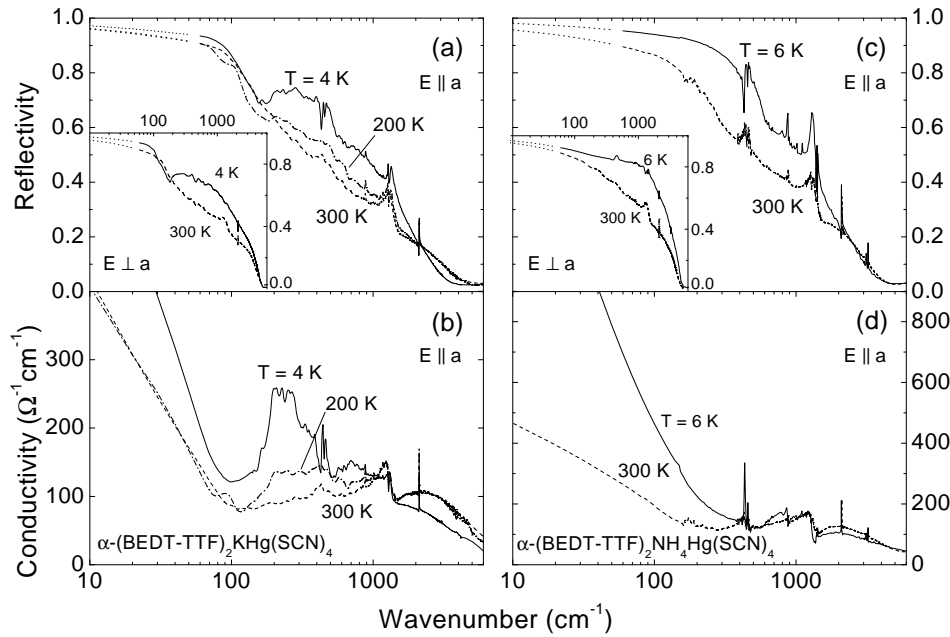


FIG. 1. (a) Frequency dependent reflectivity and (b) optical conductivity of  $\alpha$ -(BEDT-TTF) $_2$ KHg(SCN) $_4$  for different temperatures as indicated. The panels (c) and (d) show the reflectivity and conductivity, respectively, of  $\alpha$ -(BEDT-TTF) $_2$ NH $_4$ Hg(SCN) $_4$ . The measurements were performed for E k a; the E  $\perp$  a reflection data are displayed in the corresponding insets. For both polarization the reflectivity of (BEDT-TTF) $_2$ KHg(SCN) $_4$  has a dip at around 200 cm $^{-1}$ .

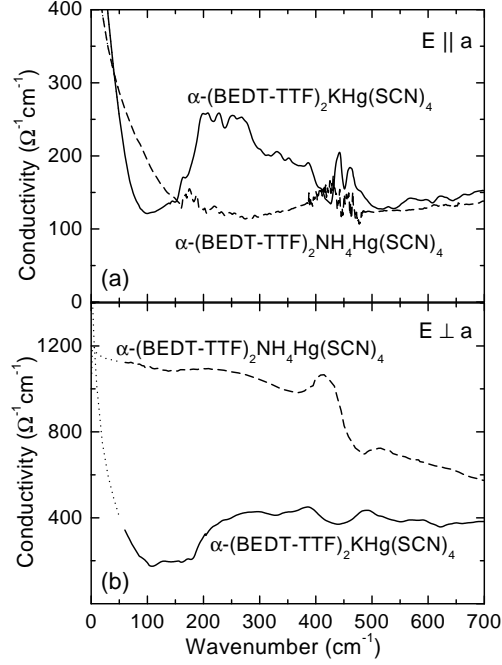


FIG. 2. Optical conductivity of  $\alpha$ -(BEDT-TTF) $_2$ KHg(SCN) $_4$  (solid lines) and  $\alpha$ -(BEDT-TTF) $_2$ NH $_4$ Hg(SCN) $_4$  (dashed lines) obtained at  $T = 4$  K for the electric field polarized (a) parallel and (b) perpendicular to the  $a$ -axis. In both directions of  $\alpha$ -(BEDT-TTF) $_2$ KHg(SCN) $_4$  a pseudogap feature is clearly seen at  $200 \text{ cm}^{-1}$  which is not present in the superconductor  $\alpha$ -(BEDT-TTF) $_2$ NH $_4$ Hg(SCN) $_4$ .

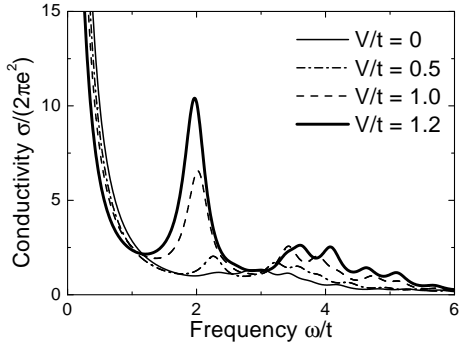


FIG. 3. Evolution of optical conductivity as the system is brought closer to the charge ordering transition. The optical conductivity obtained using exact diagonalisation of an extended Hubbard model on a  $4 \times 4$  square lattice with fixed  $U = 20t$  is plotted for increasing intersite Coulomb repulsion  $V$ . A strong feature develops at low frequencies associated with fluctuations due to short range charge ordering. Note that for these values of  $V$  the system is well in the metallic side of the transition:  $V < V_c^{MI} \approx 2.2t$ .