

# Thermodynamic Study on the Heavy-Fermion Superconductor $\text{PrO}_4\text{Sb}_{12}$ : Evidence for Field-Induced Phase Transition

Y. Aoki, T. Namiiki, S. Ohsaki, S. R. Saha, H. Sugawara, and H. Sato  
Department of Physics, Tokyo Metropolitan University, Hachioji, Tokyo 192-0397, Japan  
(Published in J. Phys. Soc. Jpn. 71 (2002) 2098.)

We report measurements of low-temperature specific heat on the  $4f^2$ -based heavy-fermion superconductor  $\text{PrO}_4\text{Sb}_{12}$ . In magnetic fields above 4.5 T in the normal state, distinct anomalies are found which demonstrate the existence of a field-induced ordered phase (FIOP). The Pr nuclear specific heat indicates an enhancement of the  $4f$  magnetic moment in the FIOP. Utilizing a Maxwell relation, we conclude that anomalous entropy, which is expected for a single-site quadrupole Kondo model, is not concealed below 0.16 K in zero field. We also discuss two possible interpretations of the Schottky-like anomaly at 3 K, i.e., a crystalline-field excitation or a hybridization gap formation.

75.40.Cx, 71.27.+a, 75.30.Kz, 75.30.Mb

The  $f$ -electron-related heavy fermion (HF) system exhibiting superconductivity had been found only in Ce and U intermetallic compounds. Therefore, the recent observation of the first Pr-based heavy fermion superconductivity (HFSC) in a lled skutterudite  $\text{PrO}_4\text{Sb}_{12}$  [1] has profound scientific significance.

The  $4f^2$  configuration of Pr ions in intermetallic compounds had been considered to be quite stable in view of no observation of strongly correlated electron behaviors until recent studies on  $\text{PrInAg}_2$  [2] and  $\text{PrFe}_4\text{P}_{12}$  [3,5], in which this picture breaks down. In  $\text{PrFe}_4\text{P}_{12}$ , which is also a member of the lled skutterudites, we have shown by specific heat [3], electrical resistivity [4] and de Haas-van Alphen (dHvA) effect measurements [5] that HF behaviors appear in high fields where a nonmagnetic ordered state, probably of quadrupole origin, is suppressed. To our knowledge,  $\text{PrFe}_4\text{P}_{12}$  is the only system in which such definitive evidence for the  $4f^2$ -based Fermi-liquid HF ground state has been obtained.

Compelling evidence for the HFSC in  $\text{PrO}_4\text{Sb}_{12}$  was given by a large specific heat jump  $C = T = 0.5 \text{ J/K}^2 \text{ mol}$  at  $T_c = 1.85 \text{ K}$  on a pellet of compressed powdered single crystals [1]. The jump is superimposed on a Schottky-like anomaly appearing at 3 K. Bauer et al. attributed this peak to a doublet-triplet ( $\gamma_3 - \gamma_5$  in  $O_h$ -type notation) crystalline-electric-field (CEF) thermal excitation, combining with their magnetic susceptibility ( $T$ ) and inelastic neutron scattering data. Since the  $\gamma_3$  non-Kramers doublet ground state has quadrupole degrees of freedom, they pointed out a possibility that the HF behavior is associated with a quadrupolar Kondo effect [6] on the Pr-ion lattice. In order to confirm this scenario, it is essentially important to clarify how the entropy  $R \ln 2$  associated with the  $\gamma_3$  ground state is released and whether any residual entropy is hidden far below  $T_c$  or not.

In this letter, we report two important findings in  $\text{PrO}_4\text{Sb}_{12}$  based on specific heat and magnetization measurements on high-quality single crystalline samples: (1) clear evidence for the existence of a field-induced ordered phase (FIOP) and (2) a confirmation of no anomalous entropy concealed below 0.16 K in zero field.

Single crystals of the lled skutterudite  $\text{PrO}_4\text{Sb}_{12}$  and

the reference compound  $\text{LaO}_4\text{Sb}_{12}$  were grown by Sb-ux method [7]. The raw materials were 4N (99.99% pure) Pr, 4N-La, 3N-Os and 6N-Sb. No impurity phase was detected in a powder x-ray diffraction pattern. The lattice parameter was determined to be  $a = 9.301 \text{ \AA}$  for  $\text{PrO}_4\text{Sb}_{12}$  and  $a = 9.306 \text{ \AA}$  for  $\text{LaO}_4\text{Sb}_{12}$ . The observation of the dHvA oscillations in both compounds [7] ensures high-quality of the samples. The electrical resistivity ( $T$ ) for  $\text{PrO}_4\text{Sb}_{12}$  shows qualitatively the same behavior as reported in ref. [1]. No Kondo-like behavior is visible in ( $T$ ) although we cannot conclude whether any such behavior exists or not in the small  $4f$ -electron contribution  $4f(T)$  estimated by subtracting ( $T$ ) of  $\text{LaO}_4\text{Sb}_{12}$ . Specific heat  $C(H; T)$  for H k h100i was measured by a quasiadiabatic heat pulse method described in ref. [8] using a dilution refrigerator equipped with an 8-T superconducting magnet. The temperature increment caused by each heat pulse is controlled to be 2%. The bulk magnetization  $M(\mu\text{H}; T; T = 1.9 \text{ K})$  was measured with a Quantum Design superconducting quantum-interference device (SQUID) magnetometer.

Figure 1 shows the  $C$ -vs- $T$  data for H k h100i. In zero field, the data exhibit a Schottky-like anomaly with a maximum of  $6.82 \text{ J/K mol}$  at 3.1 K, clearly showing the existence of a low-lying excitation in the  $f$ -electron system. In a  $C = T$  vs  $T$  plot (not shown), the peak appears at 2.1 K with a height of  $2.8 \text{ J/K}^2 \text{ mol}$ , which is 39% larger than the value reported in ref. [1] for the compressed powdered single crystals, although the overall temperature dependence is similar. In our data, a jump of  $C = T = 0.52 \text{ J/K}^2 \text{ mol}$  associated with the SC transition is observed at  $T_c = 1.81 \text{ K}$ . Details on the SC properties will be reported elsewhere [9].

As Fig. 1 reveals, the anomaly at 3 K is found to be drastically suppressed with increasing magnetic field. This field-sensitive behavior confirms that the low-lying excitation has a magnetic character. In 5 T, a kink appears at 0.7 K and changes the shape into a clear  $\gamma$ -type peak at  $T_x = 0.98 \text{ K}$  in 6 T. With further increasing field, the peak in the  $C(T)$  curve grows and  $T_x$  shifts to higher temperatures. This is the clear thermodynamic

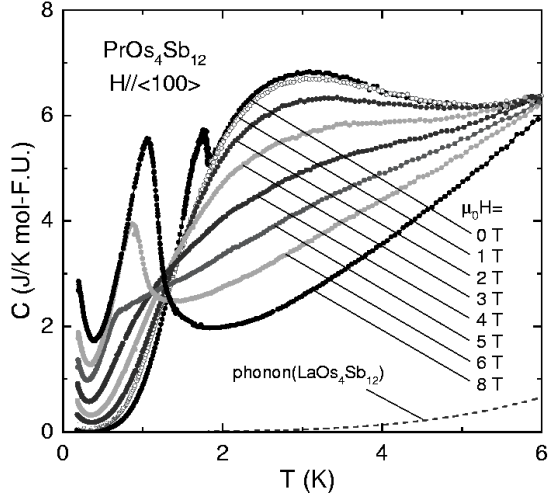


FIG. 1. Specific heat  $C(T)$  of  $\text{PrOs}_4\text{Sb}_{12}$  in different magnetic fields. The broken curve represents the phonon part  $C_{\text{ph}}(T)$  determined from the  $C(T)$  data of  $\text{LaOs}_4\text{Sb}_{12}$ .

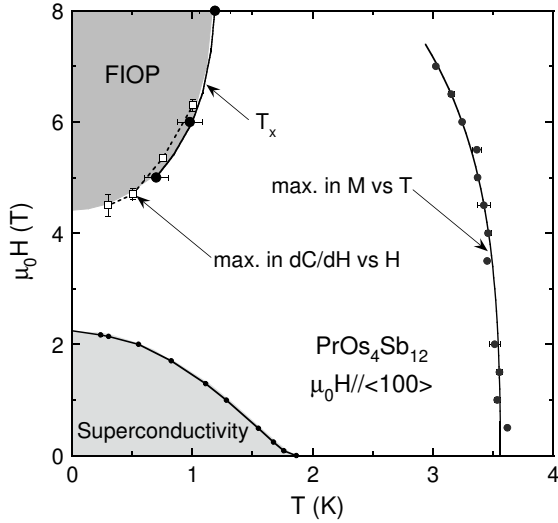


FIG. 2. Magnetic field vs temperature phase diagram. The superconducting boundary is the data from ref. [1]

ical evidence for the existence of a field-induced ordered phase (FIOP) in  $T < T_x$ . The field variation of  $T_x$  is plotted in a  $H$ -vs- $T$  phase diagram of Fig. 2.

To estimate the phonon contribution to the specific heat,  $C_{\text{ph}}$ , we measured  $C(T)$  of a single crystal  $\text{LaOs}_4\text{Sb}_{12}$ . The obtained  $C_{\text{ph}}(T)$  is shown in Fig. 1. Negligibly small and smoothly-increasing  $C_{\text{ph}}$  below 4 K strongly indicates that 4f electrons play essential roles in both the Schottky-like anomaly at  $\sim 3$  K and the FIOP below  $T_x$  in  $\text{PrOs}_4\text{Sb}_{12}$ .

An upturn in  $C(T)$  below 0.5 K developing with magnetic field is due to the nuclear Schottky contribution ( $C_n$ ). The observed  $C_n$  is mostly caused by Pr nuclei (nuclear spin  $I = 5/2$  for  $^{141}\text{Pr}$  with the natural abundance of 100%) because of the strong intrasite hyperfine coupling between the nucleus and 4f-electrons on the same

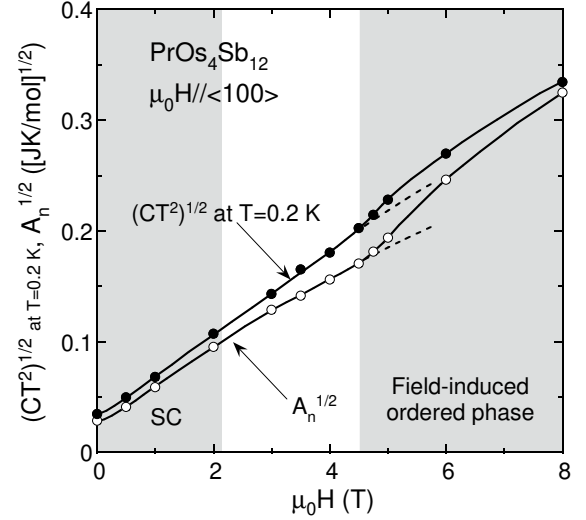


FIG. 3. Magnetic field dependence of estimated  $A_n^{1=2}$  in the nuclear specific heat  $C_n = A_n = T^2$ .  $(CT^2)^{1=2}$  at  $T = 0.2$  K is also shown to provide an upper bound for  $A_n^{1=2}$ . The lines are guides to the eye.

Pr ion. This feature allows one to use  $C_n$  as an on-site probe for the Pr 4f magnetic moment; utilizing this, we have demonstrated that the ordered state in  $\text{PrFe}_4\text{P}_{12}$  appearing below 6.5 K is non-magnetic in origin [3]. We analyze the  $C_n$  data to obtain information on the 4f magnetic moment of Pr ions in  $\text{PrOs}_4\text{Sb}_{12}$ , although the situation is complicated compared to  $\text{PrFe}_4\text{P}_{12}$  because of a non-negligible Sb nuclear contribution. In order to separate  $C_n$  from  $C$ , we tentatively assume

$$C(T) = A_n = T^2 + T + T^n \quad (1)$$

at low temperatures. In eq. (1), the first term represents  $C_n$  (the sum of all the nuclear contributions in  $\text{PrOs}_4\text{Sb}_{12}$ ) and the other two terms represent the low-temperature excitation in  $C_e(T)$ . The field dependence of  $A_n^{1=2}$  obtained by fitting below 0.6 K is shown in Fig. 3. To show an upper bound for  $A_n^{1=2}$  based on eq. (1),  $(CT^2)^{1=2}$  at  $T = 0.2$  K is also plotted. The observed zero-field-value of  $A_n^{1=2} = 2.9 \times 10^{-2} [\text{J/K mol}]^{1=2}$  is attributable to the Sb nuclei quadrupole contribution  $2.87 \times 10^{-2} [\text{J/K mol}]^{1=2}$ , which is calculated from recent  $^{121,123}\text{Sb}$  NQR measurements [10]. With increasing magnetic field,  $A_n^{1=2}$  increases gradually and shows a slight upward curvature around the boundary of the FIOP. At the upper critical field  $\mu_0 H_{c2} = 2.2$  T, no anomaly can be seen. The field-dependent part in the  $A_n^{1=2}$  vs  $H$  curve is mostly due to the magnetic Pr nuclear contribution; the magnetic contribution from Os and Sb nuclei gives only 1% of the observed field dependence. This contribution to  $A_n$  can be expressed by

$$A_n^{\text{Pr}} = R (A_{\text{hf}} m_{\text{Pr}} = g_J)^2 I(I+1) = 3; \quad (2)$$

where  $R$ ,  $A_{\text{hf}}$ ,  $m_{\text{Pr}}$  and  $g_J$  are the gas constant, the magnetic dipole hyperfine coupling constant, the

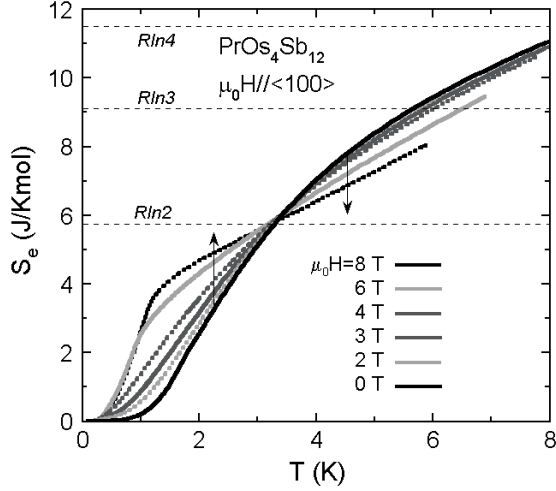


FIG. 4. Electronic part of entropy  $S_e(T)$  calculated integrating  $C_e(T)=T$  data. Slight adjustment has been made for the data of  $H \neq 0$  so that the Maxwell relation  $(\partial S / \partial (\mu_0 H))_T = (\partial M / \partial T)_{\mu_0 H}$  is satisfied; see text for the details.

site-averaged magnitude of the Pr magnetic moment  $g_J (\mu_B)^{1/2}$  and the Lande  $g$ -factor, respectively. Therefore, the field-dependent part of  $A_n^{1/2}$  in Fig. 3 reflects the  $m_{Pr}$  vs  $H$  curve. Using  $A_{hf} = 0.052$  K, which was determined for  $\text{PrFe}_4\text{P}_{12}$  [3] and is consistent with theoretical calculations [11,12], the experimental value  $A_{Pr} = 0.105$  JK/mol for  $\mu_0 H = 8$  T leads to an estimation  $m_{Pr} = 1.01 \mu_B/\text{Pr}$  in this field. The upturn at 4.5 K in  $A_n^{1/2}(H)$  compared to a smooth extrapolation from the lower fields indicates that  $m_{Pr}$  (and probably also  $M$ ) is enhanced in FIOP.

An enhancement of  $M$  in the FIOP is expected independently from the Ehrenfest's theorem :

$$(\partial M / \partial T)_H = - (C = T_x) (dT_x / d(\mu_0 H)); \quad (3)$$

which should be satisfied at the second-order phase boundary of the FIOP. Since  $dT_x = dH$  is positive in the measured field range as shown in Fig. 2,  $(\partial M / \partial T)_H$  should be negative; this feature was actually observed in a recent low-temperature magnetization study [13]. For  $\mu_0 H = 6$  T,  $(\partial M / \partial T)_H = -0.04 \mu_B/\text{Pr K}$  is calculated.

We obtained the temperature dependence of the electronic part of entropy  $S_e(T)$  by numerically integrating the data of  $C_e(T) = (C - C_n - C_{ph})/T$  vs  $T$ . Since our measurements are made above 0.16 K, only  $S_e(T) - S_e(0.16 \text{ K})$  can be obtained from the present study. Therefore, we tentatively plot  $S_e(T)$  in Fig. 4 putting  $S_e(0.16 \text{ K}) = 0$  for each magnetic field; if  $C_e(T) = 0.047 \text{ J/K}^2 \text{ mol}$  at 0.16 K in zero field continues down to  $T = 0$ , an error caused by this assumption would be  $S_e(0.16 \text{ K}) - S_e(T = 0) = 7 \times 10^{-3} \text{ J/K mol}$ , which is negligibly small. As a next step, the  $S_e(T)$  curves for  $\mu_0 H \neq 0$  T are vertically shifted so that the Maxwell

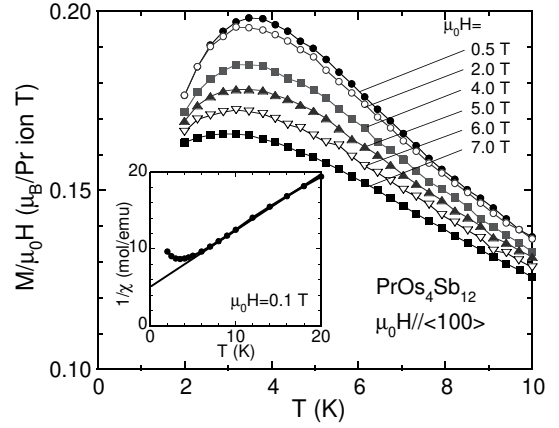


FIG. 5. Magnetization divided by applied magnetic field as a function of temperature. The inset shows the temperature dependence of inverse magnetic susceptibility.

relation:

$$(\partial S_e / \partial (\mu_0 H))_T = (\partial M / \partial T)_{\mu_0 H} \quad (4)$$

is consistently satisfied at 5 K by both the  $S_e$  and  $M$  data shown in Fig. 5. The maximum shift of  $S_e$  required for the adjustment is 0.02 J/K mol, which is invisible in Fig. 4. Two  $S_e(T)$  curves for adjacent magnetic fields in Fig. 4 cross at a temperature (3–3.5 K), which coincides with the maximum temperature of the corresponding  $M = H$  vs  $T$  curve shown in Fig. 5, demonstrating the consistency of the present data with eq. (4). We also confirmed that results of magnetocaloric effect measurements are consistent with the  $S_e$  data shown in Fig. 4.

There are two possible interpretations for the Schottky-like anomaly appearing at 3 K: (1) a CEF excitation superimposed on a moderately mass-enhanced quasiparticle excitation, or (2) a strongly energy-dependent quasiparticle excitation itself. In the case (1), is of the order of  $10^{-1} \text{ J/K}^2 \text{ mol}$  and  $C = T_c$  is not far from the BCS value, while in the case (2),  $(T)$  has a strong temperature dependence and  $C = (T_c)T_c'$  0.1 is quite smaller than the BCS value.

In the case (1), the maxima at 3–3.5 K in the  $M = H$  vs- $T$  curves as well as the field-sensitive behavior of the Schottky peak indicate that the CEF first excited state lying at  $E_1 = k_B \times 8$  K is magnetic. In the CEF model proposed by Bauer et al. [1], where the  $\gamma_3$  excitation leads to the Schottky peak in  $C(T)$  at 3 K, an entropy of  $R \ln 2$  associated with the  $\gamma_3$  ground state should be hidden below 0.16 K in zero field, if it is assumed that 4f electrons are well localized. Since applying magnetic field should cause a small but detectable splitting of the  $\gamma_3$  doublet (e.g. an energy splitting  $E = 1.5$  K in 4 T is calculated using the CEF parameters of  $x = 0.72$  and  $W = 5.44$  K from ref. [1]), a new low- $T$  peak would appear in  $C(T)$  and thereby the hidden entropy would be released, i.e.,  $S_e(0 \text{ T}) - S_e(4 \text{ T}) = R \ln 2$  at 0.16 K. Our

$S_e$  data shown in Fig. 4 are clearly against this scenario, and we conclude that no anomalous entropy is concealed below 0.16 K in zero field. [14]

If a  $\Gamma_1$  singlet is the CEF ground state, the first excited state should be a magnetic triplet  $\Gamma_5$  ( $\Gamma_4$  in  $T_h$  notation [15]). Observed anisotropy in  $M$ , i.e.,  $M(H \parallel h110i) / M(H \parallel h111i) = 1:110$   $B/P_r > M(H \parallel h100i) = 1:095$   $B/P_r$  at 1.9 K in 7 T, asserts the  $\Gamma_1 - \Gamma_5$  level scheme (see Fig. 7 of ref. [3] for a calculation of  $M$  for a single-site  $P_r$  ion), although the absence of clear downward curvature in  $M(H)$  curves for all the three field directions (see Fig. 5 for  $H \parallel h100i$ ) is not in agreement with the simple CEF predictions not only for the  $\Gamma_1 - \Gamma_5$  but also for the  $\Gamma_3 - \Gamma_5$  level schemes. The  $\Gamma_1 - \Gamma_5$  level scheme is consistent with the fact that  $S_e$  is lower than  $R \ln 4$  at 8 K and increasing gradually. The maximum value of  $C$  at 3 K is smaller than 8.51 J/K mol expected for the singlet-triplet Schottky peak, [16] indicating that the triplet excited state has a energy dispersion due to  $P_r$ - $P_r$  magnetic interactions.

The FIO P appears in the field region where one level out of the  $\Gamma_5$  triplet goes down due to the Zeeman effect and effectively degenerates with the ground state. Actually,  $S_e$  shown in Fig. 4 increases with increasing field below 3 K and seems to show a tendency of saturation (plateau) at  $R \ln 2$  when the FIO P is fully developed in fields above 8 T. Therefore the formation of the FIO P probably needs the degree of freedom possessed by the quasi-degenerate doublet formed in the high fields. We speculate that the order parameter is of an anti-ferroquadrupole accompanied by a field-induced antiferromagnetism (AFM), as observed in  $CeB_6$  [17,18] and  $TmTe$  [19,20]. In these compounds, the quadrupole ordering temperature shifts to higher temperatures with increasing field. In  $PtO_3Sb_{12}$ , the negative Curie-Weiss temperature  $C_W = -6.6$  K determined below 20 K as shown in the inset of Fig. 5 indicates the existence of AFM correlations. Therefore, by field-induced AFM components, the FIO P could be energetically stabilized leading to  $dT_x/dH > 0$ . Note that preliminary data of  $d = dT$  indicate that  $dT_x/dH$  changes to negative above 10 T [7], as similarly observed in both  $CeB_6$  and  $TmTe$ .

In the case (2), the Schottky-like peak in  $C_e(T)$ , similar to the one observed at 7 K in  $CeNiSn$  [21], implies the existence of a hybridization gap in the energy spectrum of the renormalized quasiparticle excitations in  $PtO_3Sb_{12}$  [22]. From the  $C_e(T)$  data, the size of the gap is roughly estimated to be  $k_B T_K \approx 8$  K, which is four times larger than  $T_c$ . This fact suggests that the superconductivity appears in the temperature region where the gap structure is well developed. Figure 1 clearly shows that the gap structure is sensitive to magnetic field and is destroyed above 5 T. In these fields, the quasiparticle density of states at the Fermi energy increases and consequently developed RKKY-type AFM interactions would help to form the FIO P.

For a clear distinction between the cases (1) and (2), no decisive experimental facts are available at this stage.

However, this point should be clarified to understand the first  $4f^2$ -based HFSC in  $PtO_3Sb_{12}$ .

We thank H. Kotegawa for informative discussions. This work is supported partly by a Grant-in-Aid for Scientific Research from the Ministry of Education, Science and Culture and by the REIMEI Research Resources of Japan Atomic Energy Research Institute.

Note added.—The effect of the deviation from the  $T^{-2}$ -dependence of the  $P_r$  nuclear contribution becomes non-negligible in high fields (e.g., see Fig. 1 in Ref. [23]). If one follows the analysis described in Ref. [3],  $m_{Pr} = 1:15$   $B/P_r$  is obtained in 8 T. Note that the long heat pulse (1 min), the long time  $T$ -response measurement ( $> 10$  min) and our data fitting procedure fully dealing with the  $\tau^{-2}$  effect caused by long nuclear-spin-lattice-relaxation times allow us the precise measurements of the nuclear contribution. After completion of this paper, we became aware of the result of Maple et al. who observed anomaly corresponding to the FIO P. [24]

- 
- [1] E. D. Bauer, N. A. Frederick, P.-C. Ho, V. S. Zapf and M. B. Maple: Phys. Rev. B 65 (2002) 100506(R).
  - [2] A. Yatskar, W. P. Beyermann, R. Movshovich and P. C. Canfield: Phys. Rev. Lett. 77 (1996) 3637.
  - [3] Y. Aoki, T. Namiki, T. D. Matsuda, K. Abe, H. Sugawara and H. Sato: Phys. Rev. B 65 (2002) 064446.
  - [4] H. Sato, Y. Abe, H. Okada, T. D. Matsuda, K. Abe, H. Sugawara and Y. Aoki: Phys. Rev. B 62 (2000) 15125.
  - [5] H. Sugawara, T. D. Matsuda, K. Abe, Y. Aoki, H. Sato, S. Nojiri, Y. Inada, R. Settai and Y. Onuki: J. Magn. Magn. Mater. 226-230 (2001) 48.
  - [6] For a review, D. L. Cox and A. Zawadowski: Adv. Phys. 47 (1998) 599.
  - [7] H. Sugawara et al.: in preparation.
  - [8] Y. Aoki, T. D. Matsuda, H. Sugawara, H. Sato, H. Ohkuni, R. Settai, Y. Onuki, E. Yamamoto, Y. Haga, A. V. Andreev, V. Sechovsky, L. Havela, H. Ikeda and K. Miyake: J. Magn. Magn. Mater. 177-181 (1998) 271.
  - [9] Y. Aoki et al.: in preparation.
  - [10] H. Kotegawa et al.: in preparation.
  - [11] J. Kondo: J. Phys. Soc. Jpn. 16 (1961) 1690.
  - [12] B. Bleaney: J. Appl. Phys. 34 (1963) 1024.
  - [13] T. Tayama et al.: private communication.
  - [14] We cannot deny a possibility that  $4f$  electrons with a  $\Gamma_3$  ground state are strongly hybridized with conduction electrons using quadrupole degrees of freedom, forming an effective singlet ground state in such a quadrupole Kondo lattice. In this case, the entropy of  $R \ln 2$  associated with the  $\Gamma_3$  ground state will be released continuously from higher temperatures of the order of the quadrupole Kondo temperature.
  - [15] K. Takegahara, H. Harima and A. Yanase: J. Phys. Soc. Jpn. 70 (2001) 1190.
  - [16] Judging only from the maximum value of  $C$ , which is

close to 6.33 J/K mol expected for a singlet-doublet Schottky peak, such a level scheme formed by a splitting of a  $\Gamma_5$  triplet ground state seems to be possible. However, this level scheme requires a site-symmetry-lowering of the  $\text{Pr}^{3+}$  ions from the cubic symmetry and this possibility disagrees with a neutron diffraction study at room temperature [K. Oikawa et al.: private communication] and the absence of any splittings of the  $^{121,123}\text{Sb}$  NQR signals at low temperatures [10].

- [17] T. Fujita, M. Suzuki, T. Komatsubara, S. Kunii, T. Kasuya and T. Ohtsuka: Solid State Commun. 35 (1980) 569.
- [18] M. Sera, H. Ichikawa, T. Yokoo, J. Akimitsu, M. Nishi, K. Kakurai and S. Kunii: Phys. Rev. Lett. 86 (2001) 1578.
- [19] T. Matsumura, Y. Haga, Y. Nemoto, S. Nakamura, T. Goto and T. Suzuki: Physica B 206& 207 (1995) 380.
- [20] P. Link, A. Gukasov, J.-M. Mignot, T. Matsumura and T. Suzuki: Phys. Rev. Lett. 80 (1998) 4779.
- [21] K. Izawa, T. Suzuki, M. Kitamura, T. Fujita, T. Takabatake, G. Nakamoto, H. Fujii and K. Maezawa: J. Phys. Soc. Jpn. 65 (1996) 3119.
- [22] In high-quality single crystals of  $\text{CeNiSn}$ , Takabatake et al. [Physica B 223& 224 (1996) 413] reported that the absolute value of Hall coefficient  $R_H(T)$  increases below 7 K and  $R_H(T)$ 's for all the principal current directions show sharp decrease ( $dR_H/dT > 0$ ) around 7 K. They claim that these behaviors can be interpreted as evidence for a carrier reduction due to the gap opening and an increase of the carrier mobility due to a development of coherence in the Kondo lattice. In  $\text{PrOsSb}_{12}$ , qualitatively similar behaviors are observed in  $R_H(T)$  [1] and  $R_H(T)$  [7] around 3 K, although it is not clear whether these behaviors are attributable to a hybridization gap formation.
- [23] Y. Aoki, T. Namiki, T. D. Matsuda, H. Sugawara and H. Sato: Physica B 312-313 (2002) 823.
- [24] M. B. Maple, P.-C. Ho, V. S. Zapf, N. A. Frederick, E. D. Bauer, W. M. Yuhasz, F. M. Woodward and J. W. Lynn: J. Phys. Soc. Jpn. 71 Suppl. (2002) 23, the proceedings of Orbital2001.