

Interplay of Rashba, Zeeman and Landau splitting in a magnetic two dimensional electron gas

Y. S. Gui*, C. R. Becker,* J. Liu, V. Daumer, V. Hock, H. Buhmann, and L. W. Molenkamp
Physikalisches Institut(EP 3), Universität Würzburg, Am Hubland, 97074 Würzburg, Germany
 (Dated: March 22, 2002)

The transport properties of a magnetic two dimensional electron gas consisting of a modulation doped n type $\text{Hg}_{0.98}\text{Mn}_{0.02}\text{Te}/\text{Hg}_{0.3}\text{Cd}_{0.7}\text{Te}$ quantum well, QW, have been investigated. By analyzing the Shubnikov-de Haas oscillations and the node positions of their beating patterns, we have been able to separate the gate voltage dependent Rashba spin-orbit splitting from the temperature dependent giant Zeeman splitting. It has been experimentally demonstrated that the Rashba spin-orbit splitting is larger than or comparable to the $sp-d$ exchange interaction induced giant Zeeman splitting in this magnetic 2DEG even at moderately high magnetic fields.

PACS numbers: 71.70.Ej, 71.70.Gm, 72.20.My

Keywords: Rashba spin-orbit splitting, $sp-d$ exchange interaction, magnetotransport

The study of a two dimensional electron gas, 2DEG, in a system with additional interactions has lead to interesting new physics. One example is the Rashba spin-orbit, s-o, interaction¹ which has been the subject of numerous investigations of III-V heterostructures.^{2,3,4} More recently, Rowe *et al.*⁵ showed that magneto-intersubband scattering, MIS, may cause similar beating patterns in the magneto-resistance of InAs. Zhang⁶ *et al.* have demonstrated that MIS is not present in narrow gap II-VI materials, *i.e.* HgTe based quantum wells, due to the strong non-parabolicity of the conduction band. The Rashba s-o coupling is strong in such HgTe QWs, which exhibit an inverted band structure when the well width is greater than approximately 6 nm. The exceptionally large zero field Rashba splitting of up to 17 meV observed in this material is due to the heavy hole character of the first conduction band, which is usually labelled as $H1$ (see Ref. 7 for details).

Another example of novel 2DEG physics is the recently introduced magnetic heterostructure⁸ in which magnetic ions (usually Mn ions) are exchange coupled to the 2DEG. These structures have previously been employed to investigate spin interactions,⁹ spin dependent transport and localization,⁸ quantum phase transitions,¹⁰ as well as to measure the magnetization of a magnetic 2DEG.¹¹

So far, magneto-transport studies of a magnetic two-dimensional electron gas in narrow-gap heterostructures have not been reported. Such structures offer the intriguing possibility to probe the interplay of Rashba, Zeeman and Landau effects, which all may lead to level splittings of comparable magnitude: the 2D electrons are coupled to the local moments of magnetic ions via a ferromagnetic $sp-d$ exchange interaction, resulting in spin splitting energies, ΔE_S , of tens of meV, which are comparable to or larger than the Landau level splitting, $\hbar\omega_c$, and finally, as discussed above, the Rashba s-o interaction is of a similar magnitude in type III heterostructures.⁷

In this letter, we report on an investigation of the gate voltage and temperature dependent Shubnikov-de Haas, SdH, oscillations in n type

$\text{Hg}_{0.98}\text{Mn}_{0.02}\text{Te}/\text{Hg}_{0.3}\text{Cd}_{0.7}\text{Te}$ QWs. The observed beating patterns in SdH oscillations show the effects of a combination of Rashba s-o interaction and $sp-d$ exchange interaction. The resulting total spin splitting energy is consistent with the calculated Rashba s-o splitting energy and a temperature dependent Zeeman component. The Rashba splitting energy can be varied by a factor of 3.5 in the low carrier concentration range by means of the gate voltage. The population difference between the two subbands has been determined from a fast Fourier transformation, FFT, of the SdH oscillations. Self-consistent Hartree calculations^{7,12} result in theoretical values for the population difference between these two subbands which are in good agreement with experiment.

Fully strained n type $\text{Hg}_{0.98}\text{Mn}_{0.02}\text{Te}/\text{Hg}_{0.3}\text{Cd}_{0.7}\text{Te}$ QWs were grown by molecular beam epitaxy, MBE, on $\text{Cd}_{0.96}\text{Zn}_{0.04}\text{Te}$ (001) substrates in a Riber 2300 MBE system as has been described elsewhere.¹³ Results for the QW discussed in detail here, Q1697, and similar QWs are comparable. Q1697 was modulation doped symmetrically on both sides of the $\text{Hg}_{0.98}\text{Mn}_{0.02}\text{Te}$ QW using CdI_2 as a doping material. The $\text{Hg}_{0.98}\text{Mn}_{0.02}\text{Te}$ well width is 12.2 nm and the $\text{Hg}_{0.3}\text{Cd}_{0.7}\text{Te}$ barriers are composed of a 5.5 nm thick spacer and a 9 nm thick doped layer. Standard Hall bars were fabricated by wet chemical etching. A 200 nm thick Al_2O_3 film was deposited on top of the structure, which serves as an insulating layer. Finally Al was evaporated to form a metallic gate electrode. Ohmic indium contacts were fabricated by thermal bonding.

Magneto-transport measurements were carried out in a ^3He cryostat using dc techniques with currents of 1 μA in magnetic fields ranging up to 7 T and temperatures down to 0.38 K. The carrier concentration, n_{H1} , and the mobility of the first conduction band were determined to be $2.4 \times 10^{12} \text{ cm}^{-2}$ and $5.2 \times 10^4 \text{ cm}^2/(\text{Vs})$ at 4.2 K for zero gate voltage.¹⁴

Figs. 1 and 2 show the temperature dependence and gate voltage dependence of SdH oscillations for Q1697. Beating patterns are observed in the SdH oscillations because of the existence of two closely spaced frequency components with similar amplitudes due to level split-

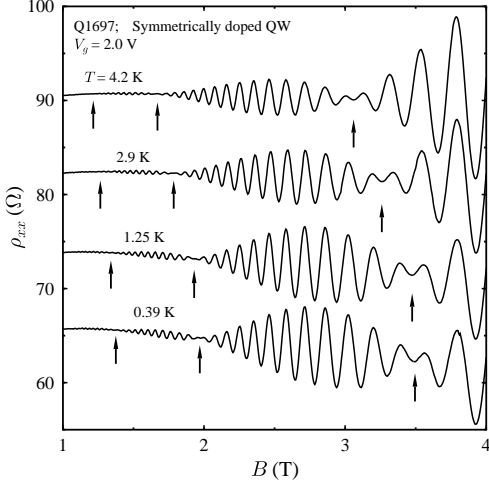


FIG. 1: SdH oscillations of the symmetrically modulation doped QW, Q1697, as a function of temperature. Node positions in the beating patterns are indicated with arrows. All traces are shifted vertically for clarity.

ting. These beating patterns show characteristics of both Zeeman spin splitting (dependence on temperature) and Rashba s-o splitting (dependence on gate voltage). To our knowledge, this is the first observation of the occurrence of both effects in a single sample. This is the main result of this letter. We analyze our observations in the following section in order to extract the relative magnitudes of these effects.

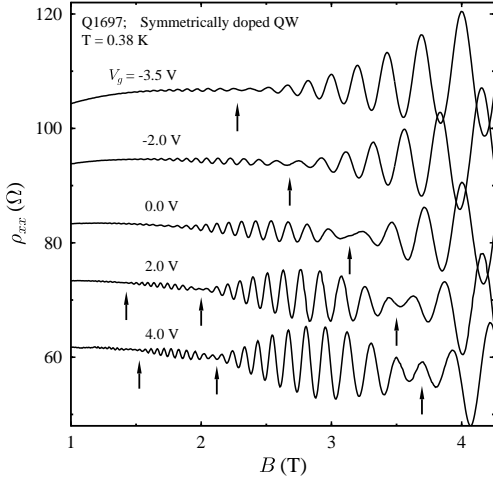


FIG. 2: SdH oscillations of the symmetrically modulation doped QW, Q1697, as a function of gate voltage. Node positions in the beating patterns are indicated with arrows. All traces are shifted vertically for clarity.

It is well known that a splitting of the Landau levels leads to a modulation of the SdH amplitude according to

$$A \propto \cos(\pi\nu) \quad (1)$$

where ν is given by

$$\nu = \frac{\delta}{\hbar\omega_c}, \quad (2)$$

$\hbar\omega_c$ is the Landau level separation energy and δ is the energy splitting of each Landau levels.² Nodes in the beating pattern in the SdH oscillations will occur at half-integer values of ν ; ± 0.5 , ± 1.5 , etc.; where A is zero. Three nodes are observed at higher charge carrier concentrations, whereas their number decreases at lower concentrations. Experimentally, we find that the first node corresponds to $\nu = 1.5$, and the successively lower nodes occur at $\nu = 2.5$ and 3.5 .

The large temperature shift of the nodes observed in Q1697 and shown in Fig 1, is caused by the strong $sp-d$ exchange interaction between the conduction electrons and the Mn ion spins, as discussed by Gui *et al.*¹⁵ for bulk $\text{Hg}_{1-x}\text{Mn}_x\text{Te}$. The temperature dependence stems from the reduction in magnetization of the Mn ions with increasing temperature. Phenomenologically, the effective g^* factor in dilute magnetic semiconductors can be expressed as^{8,16}

$$g^* = g_0 - \frac{(\Delta E)_{max}}{\mu_B B} B_{5/2} \left[\frac{5g_{Mn}\mu_B B}{2k_B(T + T_0)} \right] \quad (3)$$

where $g_{Mn} = -2$ is the g factor for Mn, $B_{5/2}(x)$ is the Brillouin function for a spin of $S = 5/2$, which has been empirically modified by using a rescaled temperature, $T + T_0$, in order to account for antiferromagnetic spin-spin interaction, and $(\Delta E)_{max}$ is the saturated spin splitting energy caused by the $sp-d$ exchange interaction. g_0 is the g factor for a HgTe QW without the presence of Mn,⁷ i.e., $g_0 = -20$.

An experimental estimate for $(\Delta E)_{max}$ can be obtained from the results displayed in Fig. 3, where the differences in experimental level splitting energies, δ , between 0.38 K and temperature T are plotted versus the Landau level splitting energy, $\hbar\omega_c = \hbar(e/m^*)B$. The electron effective mass employed here has been determined by means of self-consistent Hartree calculations.¹⁸ The Hartree calculations are based on a $8 \times 8 \mathbf{k} \cdot \mathbf{p}$ band structure model^{7,12} including all second order terms. The energy gap of $\text{Hg}_{0.98}\text{Mn}_{0.02}\text{Te}$ has been taken into consideration; however, $sp-d$ interaction of the Mn spins has been neglected. The inherent bulk inversion asymmetry of $\text{Hg}_{0.98}\text{Mn}_{0.02}\text{Te}$ and $\text{Hg}_{0.3}\text{Cd}_{0.7}\text{Te}$ has also been neglected, since this effect has been shown to be very small in $\text{Hg}_{1-x}\text{Cd}_x\text{Te}$.¹⁹ We find $m^* = 0.047$ to $0.051 m_0$ for the carrier concentrations observed in the experiments, i.e., $n_{H1} = 2.2$ to $2.6 \times 10^{12} \text{ cm}^{-2}$ for V_g between -3.75 and $+4.75$ V. The curves in Fig. 3 are results of least square fits of Eq. 3 at the corresponding temperatures. The agreement is reasonable and results in $(\Delta E)_{max} = 4.3 \pm 0.5 \text{ meV}$ and $T_0 = 2.6 \pm 0.5 \text{ K}$. In principle, these parameters depend only on the Mn composition.

However, the giant Zeeman effect can not explain why the observed nodes also shift with gate voltage, i.e.,

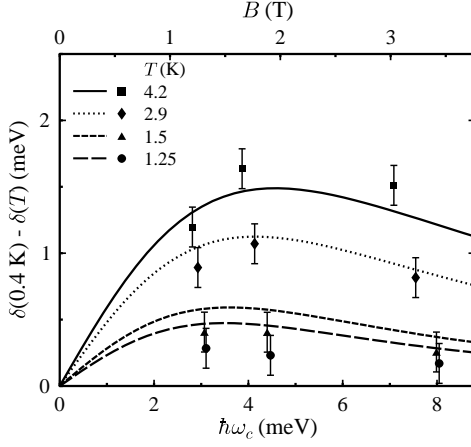


FIG. 3: Experimental values of the difference in level splitting energies, δ , between 0.38 K and the temperature T versus the Landau level splitting energy for the symmetrically modulation doped Q1697 with $V_g = 1.0$ V. The curves are the results of a least square fit of values of $g^*\mu_B B$ by means of Eq. 3

the asymmetry of the QW structure, as can be seen in Fig. 2. This behavior is typical for level splitting due to the Rashba s-o component, as was discussed for non-magnetic HgTe quantum wells by Zhang *et al.*⁷ A fast Fourier transformation, FFT, of the SdH oscillations as a function of $1/B$ has been used to determine the carrier concentration of the spin split $H1$ subbands. A double peak structure is clearly resolved in the FFT spectra (not shown here) of the SdH oscillations for different temperatures and gate voltages shown in Figs. 1 and 2 for Q1697. The node at the highest field shifts from 2.25 T ($V_g = -3.75$ V) to 3.72 T ($V_g = 4.75$ V) while the carrier concentration for the first conduction subband, $H1$, changes only from 2.24 to $2.65 \times 10^{12} \text{ cm}^{-2}$ and the total carrier concentration from 2.73 to $3.56 \times 10^{12} \text{ cm}^{-2}$.

Fig. 4 shows the relative experimental differences in population between the two sub-levels of the first conduction subband, $\Delta n_{H1}/n_{H1}$, together with the results of self-consistent Hartree calculations versus the total carrier concentration. In this case, the calculations are employed to extract the Rashba s-o splitting energy for the different carrier concentrations. The calculated Rashba s-o splitting energies (for $B=0$) are also plotted in the inset of Fig. 4. As demonstrated below, their magnitude of up to 13 meV is greater than that of Zeeman and Landau level splitting for magnetic fields up to 4 to 5 T.

Valuable insight into the relative importance of the various effects can be obtained from a simple model, which takes the Rashba effect and $sp-d$ exchange interaction into consideration, but neglects bulk inversion asymmetry and nonparabolicity. With this model the total level splitting energy for high Landau numbers can be expressed to a first approximation as a function of

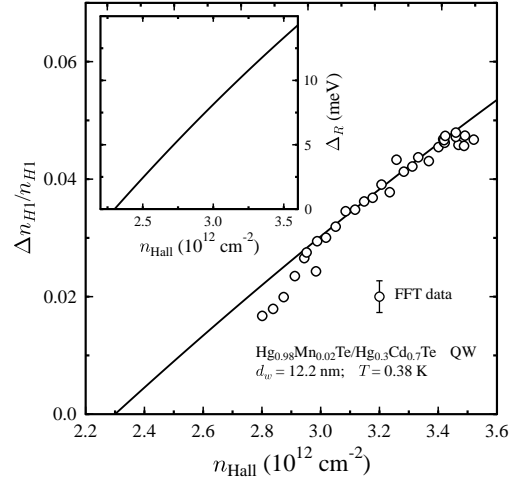


FIG. 4: Relative experimental and theoretical population differences, $\Delta n_{H1}/n_{H1}$, (circles and line) between the two spin states of the $H1$ subband as a function of the total carrier concentration, n_{Hall} . The line in the inset represents the corresponding Rashba splitting energies, Δ_R , which are extracted from the values of $\Delta n_{H1}/n_{H1}$ by means of the 8-band $\mathbf{k}\cdot\mathbf{p}$ model described in the text.

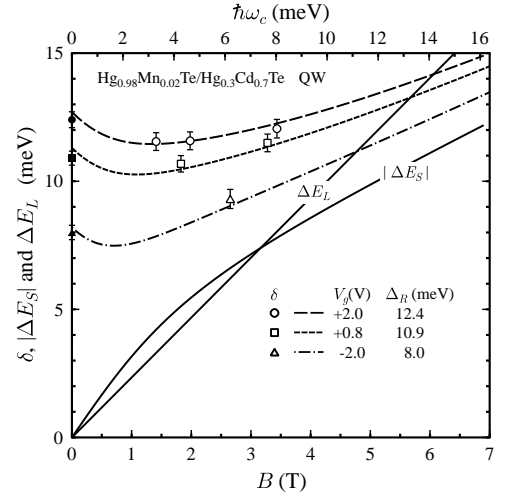


FIG. 5: Experimental values (empty symbols) for the total level splitting energy, δ , versus B and the Landau level splitting, $\hbar\omega_c$ for the symmetrically modulation doped Q1697 for three gate voltages at $T = 0.38$ K. The corresponding calculated Rashba s-o splitting energies are indicated by filled symbols. The curves are the results for δ via Eq. 4 at these three gate voltages, for $\Delta E_S = g^*\mu_B B$ using g^* from Eq. 3 and for $\Delta E_L = \hbar(e/m^*)B$.

magnetic field according to;^{3,20}

$$\delta \approx \left[(\hbar\omega_c - g^*\mu_B B)^2 + \Delta_R^2 \right]^{1/2} - \hbar\omega_c \quad (4)$$

where Δ_R is the Rashba spin-orbit splitting energy. In spite of their strong nonparabolic band structure, experimental and theoretical values of $\hbar\omega_c$ for HgTe QWs are nearly linear with magnetic field.^{12,21} Using the theoretical value of Δ_R and the values of the effective g factor according to Eq. 3, the total spin splitting energy, δ , has

been calculated for three gate voltages and is plotted in Fig. 5 together with $g^*\mu_B B$ and $\hbar\omega_c$. At high magnetic fields, the exchange interaction tends to saturate and the Zeeman splitting, i.e., $g_0\mu_B B$, corresponds to the value for a HgTe QW without Mn. The experimental spin splitting energies from Eqs. 1 and 2 for three gate voltages are also plotted in Fig. 5 versus $\hbar\omega_c$. Obviously these values are in good agreement with the calculated values of $\delta(B)$.

In conclusion, the spin transport properties of n type $\text{Hg}_{0.98}\text{Mn}_{0.02}\text{Te}/\text{Hg}_{0.3}\text{Cd}_{0.7}\text{Te}$ QWs have been investigated. The Rashba effect and giant Zeeman spin splitting have been separately investigated by varying the structure inversion asymmetry via a gate voltage and by changing the temperature of the Mn ions, respectively. We

have experimentally demonstrated that the Rashba effect in the magnetic 2DEG can be effectively controlled by means of the structure inversion asymmetry via the gate voltage. These results may be useful in realizing and designing future spintronic devices.

The financial support of the Deutsche Forschungsgemeinschaft (SFB 410), BMBF, and the DARPA SPINS program is gratefully acknowledged. One of us (Y.S.G.) would like to thank C. M. Hu for helpful discussions and acknowledges the support of the Max Planck Gesellschaft.

* Permanent address: National Laboratory for Infrared Physics, Shanghai Institute of Technical Physics, Chinese Academy of Sciences, Shanghai 200083, China.

-
- * Electronic address: becker@physik.uni-wuerzburg.de
- ¹ E.I. Rashba, Fiz. Tverd. Tela **2**, 1224 (1960) [Sov. Phys. Solid State **2**, 1109 (1960)]; Yu. A. Bychkov and E.I. Rashba, Pis'ma Zh. Eksp. Teor. Fiz. **39**, 66 (1984) [JETP Lett. **39**, 78 (1984)].
 - ² B. Das, D. C. Miller, S. Datta, R. Reifengerger, W. P. Hong, P. K. Bhattacharya, J. Singh, and M. Jaffe, Phys. Rev. B **39**, 1411 (1989).
 - ³ B. Das, S. Datta, and R. Reifengerger, Phys. Rev. B **41**, 8278 (1990).
 - ⁴ G. Engels, J. Lange, Th. Schäpers, and H. Lüth, Phys. Rev. B **55**, R1958 (1997); J. Nitta, T. Akazaki, H. Takayanagi, and T. Enoki, Phys. Rev. Lett. **78**, 1335 (1997); C. M. Hu, J. Nitta, T. Akazaki, H. Takayanagi, J. Osaka, P. Pfeiffer, and W. Zawadzki, Phys. Rev. B **60**, 7736 (1999); D. Grundler, Phys. Rev. Lett. **84**, 6074 (2000).
 - ⁵ A. C. H. Rowe, J. Nehls, R. A. Stradling, and R. S. Ferguson, Phys. Rev. B **63**, 201307 (2001).
 - ⁶ X. C. Zhang, A. Pfeiffer-Jeschke, K. Ortner, C. R. Becker, and G. Landwehr, Phys. Rev. B **65** (24), 045324 (2002).
 - ⁷ X. C. Zhang, A. Pfeiffer-Jeschke, K. Ortner, V. Hock, H. Buhmann, C. R. Becker, and G. Landwehr, Phys. Rev. B **63** (24), 245305 (2001).
 - ⁸ I. P. Smorchkova, N. Samarth, J. M. Kikkawa, and D. D. Awschalom, Phys. Rev. Lett. **78**, 3571 (1997); I. P. Smorchkova, J. M. Kikkawa, N. Samarth, and D. D. Awschalom, Physica E **2**, 381 (1998).
 - ⁹ S. A. Crooker, D. A. Tulchinsky, J. Levy, D. D. Awschalom, R. Garcia and N. Samarth, Phys. Rev. Lett. **75**, 505 (1995).
 - ¹⁰ I. P. Smorchkova, N. Samarth, J. M. Kikkawa, and D. D. Awschalom, Phys. Rev. B **58**, R4238 (1998).
 - ¹¹ J.G.E. Harris, R. Knobel, K.D. Maranowski, A.C. Gossard, N. Samarth, and D. D. Awschalom, Phys. Rev. Lett. **86**, 4644 (2001).
 - ¹² A. Pfeiffer-Jeschke, Doctoral Thesis, Physikalisches Institut der Universität Würzburg, Germany, (2000).
 - ¹³ C. R. Becker, V. Latussek, A. Pfeiffer-Jeschke, G. Landwehr, and L. W. Molenkamp, Phys. Rev. B **62**(15), 10353 (2000).
 - ¹⁴ For some gate voltages, additional population of the second (E_2) conduction band is observed. This does not, however, influence the analysis of the $H1$ level splitting discussed here.
 - ¹⁵ Y. S. Gui, J. Liu, K. Ortner, V. Daumer, C. R. Becker, H. Buhmann, and L. W. Molenkamp, Appl. Phys. Lett. **79**, 1321 (2001).
 - ¹⁶ N. B. Brandt and V. V. Moshchalkov, in *Advances in Physics* **33**, 193 (1984); J. K. Furdyna, J. Appl. Phys. **64**, R29 (1988).
 - ¹⁷ X. C. Zhang, K. Ortner, A. Pfeiffer-Jeschke, C.R. Becker, and G. Landwehr, unpublished; X. C. Zhang, Doctoral Thesis, Physikalisches Institut der Universität Würzburg, (2001).
 - ¹⁸ A. Pfeiffer-Jeschke, F. Goschenhofer, S. J. Cheng, V. Latussek, J. Gerschütz, C. R. Becker, R. R. Gerhardt, and G. Landwehr, Physica B, **256-258**, 486-489 (1998).
 - ¹⁹ M. H. Weiler, in *Semiconductors and Semimetals*, edited by R. Willardson and A.C. Beer (Academic Press, New York, 1981), Vol. 16, p. 119.
 - ²⁰ P. Pfeiffer, Phys. Rev. B **55**, R7359 (1997); P. Pfeiffer and W. Zawadzki, Phys. Rev. B **59**, R5312 (1999).
 - ²¹ M. v. Truchsess, Doctoral Thesis, Physikalisches Institut der Universität Würzburg, (2000).