

Temperature-dependent quasiparticle band structure of the ferromagnetic semiconductor EuS

W. Müller and W. Nolting

Lehrstuhl Festkörpertheorie, Institut für Physik, Humboldt-Universität zu Berlin, Invalidenstraße 110, 10115 Berlin, Germany

We present calculations for the temperature-dependent electronic structure of the ferromagnetic semiconductor EuS. A combination of a many-body evaluation of a multiband Kondo-lattice model and a first-principles $T = 0$ bandstructure calculation (tight-binding linear muffin-tin orbital (TB-LMTO)) is used to get realistic information about temperature- and correlation effects in the EuS energy spectrum. The combined method strictly avoids double-counting of any relevant interaction. Results for EuS are presented in terms of spectral densities, quasiparticle band structures and quasiparticle densities of states, and that over the entire temperature range.

PACS numbers: 75.50.Pp, 75.10.-b, 71.20.-b, 71.15.Mb

I. INTRODUCTION

Since the 1960s the europium chalcogenides EuX ($X = \text{O}, \text{S}, \text{Se}, \text{Te}$) have attracted tremendous research activity, experimentally as well as theoretically.^{1,2,3} They are magnetic semiconductors, which crystallize in the rocksalt structure with increasing lattice constants (5 to 7 Å) when going from the oxide to the telluride. The Eu^{2+} ions occupy lattice sites of an fcc structure so that each ion has twelve nearest and six next-nearest Eu-neighbors.

As to their purely magnetic properties the EuX are considered almost ideal realizations of the Heisenberg model for the so-called local-moment magnetism. Their magnetism is due to the half-filled 4f shell of the Eu^{2+} . The 4f charge density distribution is nearly completely located within the filled $5s^2$ and $5p^6$ shells so that the overlap of 4f wavefunctions of adjacent Eu^{2+} ions is negligibly small. Hund's rules of atomic physics can be applied yielding an $^8S_{7/2}$ ground state configuration of the 4f shell. The 7_B moments are exchange coupled resulting in antiferromagnetic (EuTe, EuSe), ferrimagnetic (EuSe), and ferromagnetic (EuO, EuS) orderings at low temperatures. The fact that the magnetic contribution to the thermodynamics of the EuX is excellently described by the Heisenberg Hamiltonian

$$H = \sum_{i,j} J_{ij} S_i \cdot S_j \quad (1)$$

allows to test models of the microscopic coupling mechanism by direct comparison to experimental data. There is convincing evidence that the exchange integrals can be restricted to nearest (J_1) and next nearest neighbors (J_2)^{4,5}. J_1 is positive (ferromagnetic) decreasing from the oxide to the telluride. J_2 is negative, except for EuO, where the antiferromagnetic coupling increases in magnitude from the sulfide to the telluride. Liu and coworkers^{6,7,8,9} have proposed an indirect exchange between the localized 4f moments mediated by virtual excitations of chalcogenide-valence band (p) electrons into the empty Eu^{2+} (5d) conduction bands together with a subsequent interband exchange interaction of the d electron (p hole) with the localized 4f electrons. Using

this picture, very similar to the Bloembergen-Rowland mechanism¹⁰, the calculated values for J_1, J_2 agree nicely with experimental data, both in sign as well as in magnitude, for EuO, EuS, and EuSe. The results are found by a perturbative calculation of the indirect 4f-4f exchange interaction (1) with data from a linear combination of atomic orbitals (LCAO) method as band structure input. The different distances of the 4f moments do obviously create the different magnetic behavior of the EuX . For the exchange integrals of the two ferromagnets one finds:^{4,5}

$$\text{EuO} : \quad \frac{J_1}{k_B} = 0.625\text{K}; \quad \frac{J_2}{k_B} = 0.125\text{K} \quad (2)$$

$$\text{EuS} : \quad \frac{J_1}{k_B} = 0.221\text{K}; \quad \frac{J_2}{k_B} = 0.100\text{K} \quad (3)$$

Although in EuO the ferromagnetic interaction is more pronounced ($T_C(\text{EuO}) = 69.33\text{K}$; $T_C(\text{EuS}) = 16.57\text{K}$)¹ a greater variety of experiments has been carried out with EuS than with EuO. The reason is that single crystals as well as films with well defined thicknesses^{11,12} can better be prepared for EuS than for EuO. Apart from this, the ferromagnetism of EuS is interesting in itself for two reasons. There are competing exchange integrals J_1 and J_2 , and the magnitude of the dipolar energy is comparable to the exchange energy.

Besides the purely magnetic properties a striking temperature dependence of the (empty) conduction bands has caused intensive investigation. This was first detected for the ferromagnetic EuX as red-shift of the optical absorption edge (4f-5d) upon cooling below T_C ¹³. The reason is an interband exchange coupling of the excited 5d electron to the localized 4f electrons that induces the temperature dependence of the localized moment system into the empty conduction band states. A further striking effect, which is due to the induced temperature dependence of the conduction band states, is a metal-insulator transition observed in Eu-rich EuO ^{14,15}. The Eu richness manifests itself in twofold positively charged oxygen vacancies. One of the two Eu^{2+} excess electrons, which are no longer needed for the binding, is thought

to be tightly trapped by the vacancy. Because of the Coulomb repulsion, the other electron occupies an impurity level fairly close to the lower band edge. With decreasing temperature below T_c the band edge crosses the impurity level thereby freeing impurity electrons. A conductivity jump as much as 14 orders of magnitude was observed¹⁵. Other remarkable effects result from the interaction of the band electron with collective excitations of the moment system. One of these is the creation of a characteristic quasiparticle (magnetic polaron) which can be identified as a propagating electron dressed by a virtual cloud of excited magnons.

In previous papers we have proposed a method for the determination of the temperature dependent electronic structure of bulk EuO¹⁶ as well as EuO-Ins¹⁷. The treatment is based on a combination of a multiband Kondo-lattice model (MB-KLM) with first principles tight-binding linear muffin-tin orbital (TB-LMTO) band structure calculations. The many-body treatment of the (ferromagnetic) KLM was combined with the first-principles part by strictly avoiding a double-counting of any relevant interaction. The most striking result concerned the prediction of a surface state for thin EuO (100)

Ins, the temperature shift of which may cause a surface half-metal-insulator transition¹⁸. For low enough temperatures the shift of the surface state leads to an overlap with the occupied localized 4f states. Therefore, one can speculate that the resistivity of the EuO (100) Ins might be highly magnetic field dependent, so that a colossal magnetoresistance effect is to be expected.

In this paper we investigate in a similar manner the other ferromagnet EuS, where we restrict ourselves first to the bulk material. We want to derive the temperature dependent quasiparticle band structure (Q-Bs), in particular concentrating on those effects, which are due to a mutual influence of localized magnetic 4f states and itinerant, weakly correlated conduction band states. There was earlier work on the Q-Bs of bulk EuS^{19,20}. In these papers, however, an approach was employed that decomposes the Eu-5d band into five consecutive non-degenerate subbands. For each of the subbands a single-band KLM was evaluated therewith disregarding the full multiband-structure of the EuS conduction band. Obviously this procedure leads to an overestimation of certain correlation effects as a consequence of certainly too narrow subbands. We therefore use in this paper a multiband 4f-5d Kondo-lattice model to get reliably the temperature dependent Q-Bs of EuS with all correlation effects in a symmetry-conserving manner. Our method combines a many-body analysis of the mentioned multiband-model with a self-consistent LMTO band structure calculation.

Since the technical details can be taken from¹⁶ we present in the following only the general procedure together with those aspects which are vital for the understanding of the new EuS results. In Section 2 we formulate the multiband Hamiltonian and discuss its single-particle part by a realistic band structure calculation. Further-

more, we describe the parameter choice for the decisive interband exchange coupling. Section 3.1 is devoted to the local moment ferromagnetism of EuS, while Section 3.2 repeats shortly how we solved the multiband Kondo-lattice model. In Section 4 the electronic EuS structure is discussed in terms of quasiparticle band structures and densities of states (Q-DOS) as well as spectral densities, which are closely related to the angle and spin resolved (inverse) photoemission experiment.

II. MULTIBAND KONDO-LATTICE MODEL

The complete model-Hamiltonian for a real substance with multiple conduction bands consists of three parts:

$$H = H_{5d} + H_{4f} + H_{df} \quad (4)$$

The first term contains the 5d conduction band structure of the considered material as, e.g., EuS:

$$H_{5d} = \sum_{i,j} \sum_{m,m'} T_{ij}^{m,m'} c_{im}^y c_{jm} \quad (5)$$

The indices m and m' refer to the respective 5d subbands, i and j to lattice sites. c_{im}^y and c_{im} are, respectively, the creation and annihilation operator for an electron with spin ($= \uparrow; \downarrow$) from subband m at lattice site R_i . $T_{ij}^{m,m'}$ are the hopping integrals, which are to be obtained from an LDA calculation in order to incorporate in a realistic manner the influences of all those interactions which are not directly accounted for by our model-Hamiltonian.

Each site R_i is occupied by a localized magnetic moment, represented by a spin operator S_i . It stems from the half-filled 4f shell of the Eu^{2+} ion, according to Hund's rule being a pure spin moment of $7 \mu_B$. The exchange coupled localized moments are described by an extended Heisenberg Hamiltonian

$$H_{4f} = \sum_{ij} J_{ij} S_i \cdot S_j + D_0 \sum_i (S_i^z)^2 \quad (6)$$

In the case of EuS the exchange integrals J_{ij} can be restricted to nearest and next nearest neighbors (3). The non-negligible dipolar energy in EuS is expressed by a single-ion anisotropy D_0 .

The characterizing feature of the normal single-band KLM, also called s-f or s-d model, is an intraatomic exchange between conduction electrons and localized spins. The form of the respective multiband-Hamiltonian can be derived from the general on-site Coulomb interaction between electrons of different subbands. It was shown in^{16,17} that in the special case of EuX (half-filled 4f shell, empty conduction band) the interband exchange can be

written as:

$$H_{df} = \frac{1}{2} \sum_{im} J_{im}^X S_i^z (n_{im} - n_{im}^{\#}) \quad (7)$$

$$+ S_i^+ C_{im}^y C_{im}^{\#} + S_i^- C_{im}^y C_{im}^{\#}$$

J is the corresponding coupling constant, and furthermore:

$$n_{im} = C_{im}^y C_{im}^{\#}; S = S^x \quad S^y \quad (8)$$

The first term in (7) represents an Ising type interaction while the two others refer to spin exchange processes. The latter are responsible for some of the most typical KLM properties.

In order to incorporate in a certain sense all those interactions, which are not directly covered by the model Hamiltonian, we take the hopping integrals from a band structure calculation according to the TB-LMTO-atomic sphere program of Andersen^{21,22}. In this method, the original Hamiltonian is transformed to a tight-binding Hamiltonian containing nearest neighbor correlations, only. The transformation is obtained by linearly combining the original muffin-tin orbitals to the short ranged tight-binding muffin-tin orbitals. The evaluation is restricted to 5d bands, only. LDA-typical difficulties arise with the strongly localized character of the 4f levels. To circumvent the problem we considered the 4f electrons as core electrons, since our main interest is focused on the reaction of the conduction bands on the magnetic state of the localized moments. For our purpose the 4f levels appear only as localized spins in the sense of H_{4f} in Eq.(6). Figure 1 shows the calculated spin-dependent band structure of EuS, where, of course, the 4f levels are missing. Clearly, the conduction-band region is dominated by Eu-5d states. For our subsequent model calculations it is therefore reasonable to restrict the single-particle input from the band structure calculations to the Eu-5d part, only. The low-energy part in Figure 1 belongs to the S-3p states. For comparison we have also performed an LDA+U calculation which is able to reproduce the right positions of the respective bands. However this method suffers from the introduction of adjustable parameters U and J being, therefore, no longer a "first principles" theory. The results of the LDA+U calculation do not differ strongly from those of the "normal" LDA, with the 4f electrons treated as core electrons. So we have chosen the much simpler LDA calculation. Since we are mainly interested in overall correlation and temperature effects, the extreme details of the bandstructure are surely not so important. In Figure 2, from the same calculation, the LDA-density of states is displayed. A distinct exchange splitting is visible which can be used to fix the interband exchange coupling constant J in Eq.(7). Assuming that an LDA treatment of ferromagnetism is quite compatible with the Stoner (mean field) picture, as stated by several authors^{23,24}, the $T = 0$ splitting should amount to $E = JS$. Unfortunately, the results in Figure 2 do not

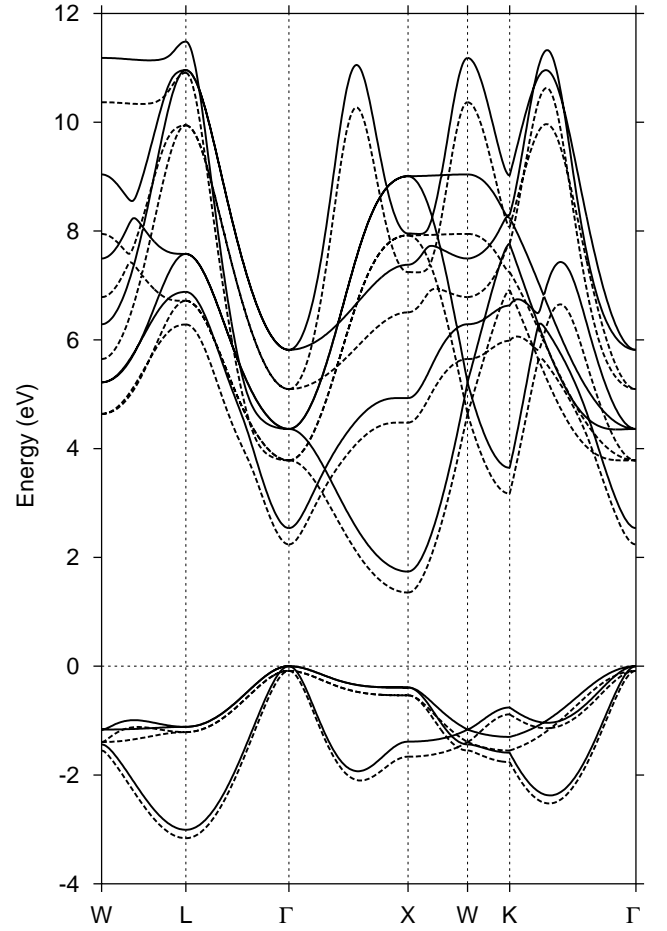


FIG. 1: Spin dependent (solid lines up-spin, broken lines down-spin) bandstructure of bulk EuS calculated within a TB-LMTO scheme with the 4f levels treated as core states. The energy zero coincides with the Fermi energy.

fully confirm this simple assumption but rather point to an energy-dependent exchange splitting. The indicated shifts of the lower edge and of the center of gravity lead to different J values:

$$J = J(\text{edge}) = 0.11\text{eV}; \quad J = J(\text{center}) = 0.23\text{eV} \quad (9)$$

In the following we will use both values for the a bit oversimplified ansatz H_{df} in Eq.(7) to compare the slightly different consequences.

It is a well-known fact (see Figure 1 in²⁵ and further references there) that the KLM can exactly be solved for the ferromagnetically saturated ($T = 0$) semiconductor. It is found that the "spectrum is rigidly shifted towards lower energies by the amount of $\frac{1}{2}JS$, while the "spectrum is remarkably deformed by correlation effects due to spin exchange processes between extended 5d and localized 4f states. We cannot switch off the interband exchange interaction H_{df} in the LDA code, but we can exploit from the exact $T = 0$ result that it leads in the "spectrum only to an unimportant rigid shift. So we take from the LDA calculation, which holds by defini-

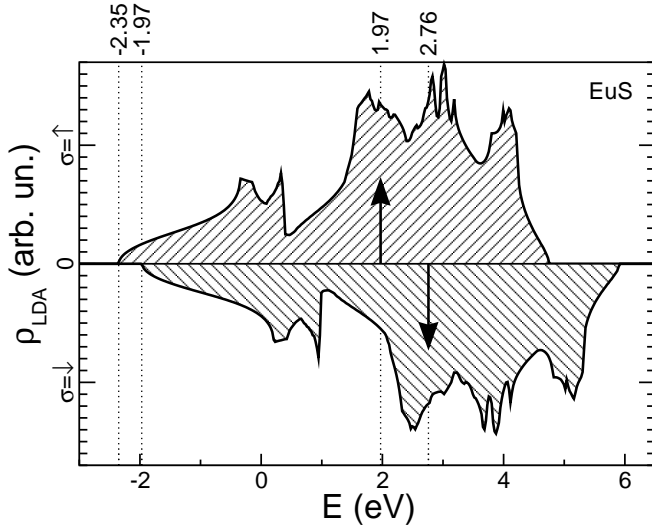


FIG. 2: Spin-dependent density of 5d-states of EuS as function of energy (calculated within a TB-LMTO scheme). The numbers are (in eV) for the lower band edges and for the centers of gravity. The Fermi edge is below the 5d band (see Fig. 1).

tion for $T = 0$, the "part as the single-particle input for H_{5d} in Eq.(5). Therewith it is guaranteed that all the other interactions, which do not explicitly enter the KLM operator (4), are implicitly taken into account by the LDA-renormalized single-particle Hamiltonian (5). On the other hand, a double counting of any decisive interaction is definitely avoided.

III. MODEL EVALUATION

A. Magnetic Part

Because of the empty conduction bands the magnetic ordering of the localized 4f moments will not directly be influenced by the band states. For the purely magnetic properties of EuS it is therefore sufficient to study exclusively the extended Heisenberg-Hamiltonian (6). While the exchange integrals J_{ij} are known from spin wave analysis (see Eq.(3)), the single-ion anisotropy constant D_0 must be considered an adjustable parameter. Via the magnon-Green function

$$P_{ij}(E) = \hbar S_i^+; S_j^- \rangle \quad (10)$$

we can calculate all desired spin correlation functions by evaluating the respective equation of motion:

$$E P_{ij}(E) = 2\hbar^2 \hbar S_i^z i_{ij} + \hbar S_i^+; H_{4f} \rangle; S_j^- \rangle \quad (11)$$

Evaluation of this equation of motion requires the decoupling of higher Green functions, originating from the Heisenberg exchange term and the anisotropy part in

Eq.(6). For Green functions coming out of the Heisenberg term we have used the so-called Tyablikow approximation, which is known to yield reasonable results in all temperature regions. For Green functions, which arise from the anisotropy term, we use a decoupling technique proposed by Lines²⁶. Details of the method have been presented in a previous paper²⁷ on EuO. As a result one gets the following well-known expression for the temperature dependent local moment magnetization:

$$\hbar S^z i = \hbar \frac{(1 +)^{2S+1} (S) + (2S+1) (S+1 +)}{2S+1 (1 +)^{2S+1}} \quad (12)$$

can be interpreted as average magnon number:

$$= \frac{1}{N} \sum_k e^{E(k)} \frac{1}{1 + e^{E(k)}}; \quad (13)$$

where $E(k)$ is the pole of the wave vector dependent Fourier transform of $P_{ij}(E)$. Some typical magnetization curves are plotted in Figure 3. They differ by the value of the anisotropy constant D_0 , which is still an undetermined parameter. When D_0/k_B increases from 0.01K to 0.4K T_C rises from about 15K to 16.9K. Regarding that J_1, J_2 are derived from a low-temperature spin-wave t , the agreement between the calculated T_C s and the experimental value of 16.57K¹ is remarkably good for almost all applied values of D_0 , and best for 0.375K. Since we are interested above all in the electronic bulk band struc-

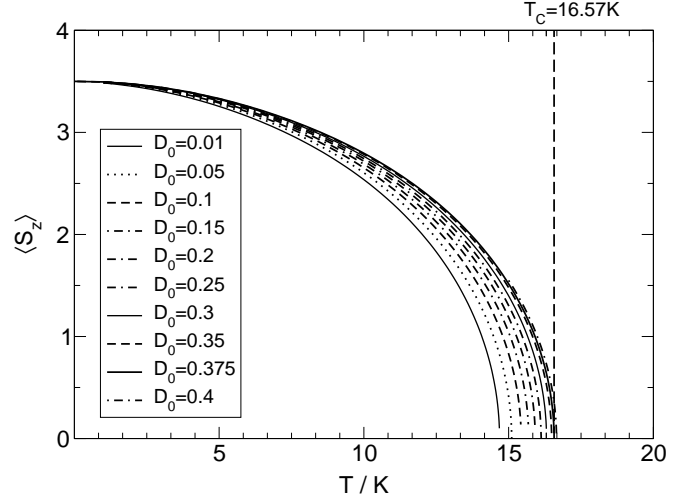


FIG. 3: 4f magnetization as a function of temperature for various values of the single-ion anisotropy D_0 . The vertical broken line marks the used experimental value ($T_C = 16.57$ K).

ture and its temperature dependence, the actual numerical value of D_0 does not play the decisive role. However, when treating systems of lower dimensionality (1D, surfaces), which is planned for a forthcoming paper, then a finite D_0 will be the precondition for getting a collective magnetic order of the spin system^{28,29}.

Together with (12) and (13) practically all local spin correlations are derivable, as e.g.:

$$S S^+ = 2\hbar \hbar S^z i \quad (14)$$

In order to fix the coefficients $\gamma_{ij}^{mm^0}$ and $\gamma_{ij}^{mm^0}$, we now calculate the first two spectral moments of each of the three Green functions in (29), and that exactly and independently from the respective Green function. The diagonal parts of all other functions, appearing on the right-hand sides of (22) and (23), can be elaborated analogously.

By these manipulations we arrive at a closed system of equations for the selfenergy matrix elements $\Sigma_{ij}^{mm^0}(E)$, which can numerically be solved. Via the spectral moments, used for the various ansätze such as (29), a set of local spin correlations as those in Eqs.(12,14,15,16) enter the procedure. They are mainly responsible for the temperature-dependence of the electronic selfenergy.

To get a first impression of correlation effects in the electronic structure of EuS we have evaluated our complex theory for $T=0\text{K}$. The Q-DOS results are exhibited in Figure 4. As explained and tentatively justified before Eq.(9) we use two different values for the exchange coupling J . The \uparrow Q-DOS is unaffected by the

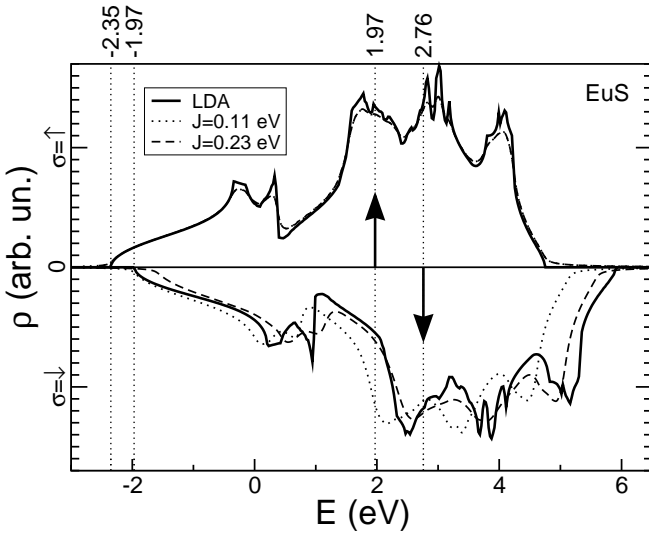


FIG. 4: The same as in Fig. 2, but in addition the $T = 0$ results of our combined many-body / first principles theory. The latter has been performed for two different values of the exchange coupling J (dotted line $J = 0.11\text{eV}$; broken line $J = 0.23\text{eV}$). The up-spin curves have been shifted both to coincide at the lower edge with the LDA curve. That demonstrates that at $T = 0$ correlation effects appear in the down-spin spectrum only.

actual value of J and coincides with the respective LDA curve, when we compensate, as done in Figure 4, the unimportant rigid shift ($\frac{1}{2}JS$). So our approach fulfills the exact ($T = 0$; \rightarrow) limit. The slight deviations, seen in the upper part of Figure 4, are exclusively due to the numerical rounding procedure. A posteriori this fact demonstrates once more that our above-described method for implementing the LDA input into the many-body model calculation definitely circumvents the often discussed double counting problem. As explained in Section 2 we succeeded in this respect because for the special

case of a ferromagnetically saturated semiconductor the \uparrow spectrum is free of correlation effects which stem from the interband exchange H_{eff} .

The lower half of Figure 4 demonstrates that correlation effects do appear, even at $T = 0\text{K}$, in the \downarrow spectrum. Besides a band narrowing, they provoke strong deformations and shifts with respect to the LDA result. Here the influence of the different J values from Eq.(9) is quite remarkable. For getting quantitative details of the EuS-energy spectrum a proper choice of the exchange constant is obviously necessary. The lower value ($J = 0.11\text{eV}$) is appropriate when we are mainly interested in the lower band-edge region. However, in the middle of the band, around the center of gravity, $J = 0.23\text{eV}$ is surely the better choice.

IV. EUS ENERGY SPECTRUM

The main focus of our study is the temperature dependence of the 5d-energy spectrum of the ferromagnetic semiconductor EuS. The 5d bands are empty, except for the single test electron, so that the T -dependence must be exclusively caused by the exchange coupling of the band states to the localized magnetic 4f states. Figure 5 and Figure 6 display the quasiparticle densities of states for \uparrow and \downarrow different 4f magnetizations, i.e. \uparrow and \downarrow different temperatures (Figure 3). The Q-DOS in Figure 5 are calculated for $J = 0.11\text{eV}$. One sees that the lower edge of the \downarrow Q-DOS performs a shift to lower energies upon cooling from $T = T_c$ down to $T = 0\text{K}$. This explains the famous red shift of the optical absorption edge for an electronic 4f \rightarrow 5d $_{t_2g}$ transition, first observed by Busch and Wachter^{32,33}. We find a shift of about 0.17eV (see inset in Figure 5), very close to the experimental data^{1,13}. This confirms once more that $J = 0.11\text{eV}$ is a realistic choice for the exchange coupling constant as long as the lower part of the 5d spectrum is under consideration. Note, that our fitting procedure for the exchange constant J (Fig. 2, Eq. (9)) does not predetermine the redshift.

Since we have taken into account for our calculation the full band structure of the Eu-5d conduction bands, the symmetry of the different Eu-5d orbitals is preserved. The 5d bands of bulk EuS are therefore split into t_{2g} and e_g subbands (Figure 5), where the t_{2g} bands are substantially broader ($\sim 7\text{eV}$) than the e_g bands ($\sim 4\text{eV}$). In a previous study of the temperature dependent EuS-band structure¹⁹ the Eu-5d complex was split into \uparrow and \downarrow s-like bands by numbering for a given k vector the states from $m = 1$ to $m = 5$ according to increasing single-electron energies $\epsilon_m(k)$. All k states with an energy $\epsilon_m(k)$ then form the subband m . This simplified procedure does not respect symmetries and neglects subband hybridization, i.e. interband hopping $T_{ij}^{mm^0}$ for $m \neq m^0$. The subband widths W turn out to be of order 1–3eV being therefore distinctly narrower than those in Figure 5. That has an important consequence. Since correlation effects scale with the effective (!) exchange coupling $\frac{J}{W}$, they become e

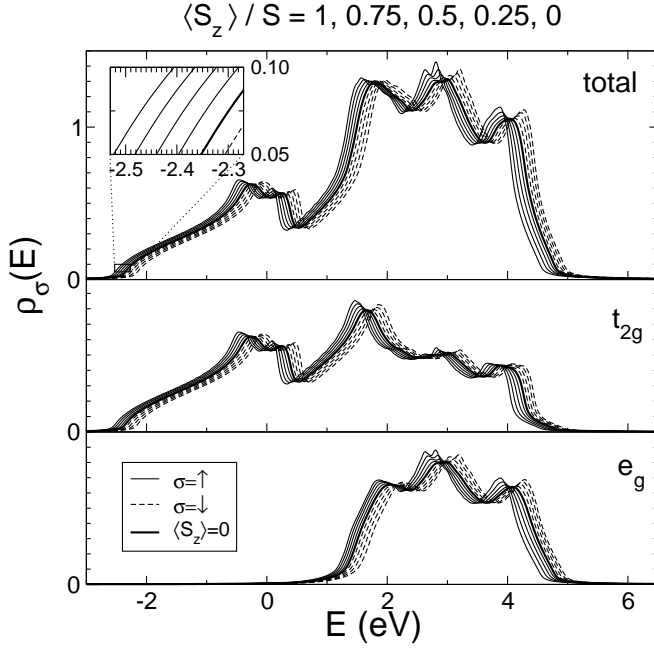


FIG. 5: Quasiparticle densities of states of the Eu{5d bands of bulk EuS as a function of energy for various temperatures. Solid lines for up{spin, broken lines for down{spin, thick line for $T = T_c$ ($\hbar S^z = 0$). The outermost curves belong to $T = 0$ ($\hbar S^z = S = 1$). They approach each other when increasing the temperature. The inset shows on an enlarged scale the temperature shift of the lower up{spin edge. Exchange coupling: $J = 0.11\text{eV}$.

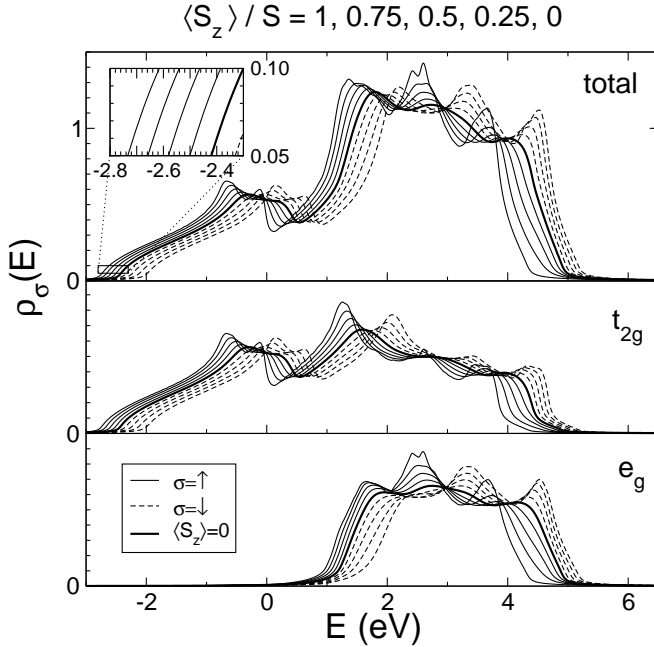


FIG. 6: The same as in Fig. 5 but for $J = 0.23\text{eV}$.

for the same J more pronounced in narrower bands. That is why we believe that correlations are to a certain degree overestimated in¹⁹. As a consequence of the weaker effective coupling the appearance of polaron-like quasiparticle branches is less likely in the present investigation.

In Figure 6 the Q-DOS is plotted for the stronger exchange coupling $J = 0.23\text{eV}$, which should be more realistic for the middle part of the spectrum, around the center of gravity. The temperature-influence on the spectrum is more pronounced than for the weaker coupling in Figure 5. Strong deformations and shifts appear, being not at all rigid, i.e. far beyond the mean field picture. However, not surprising, the lower edge shift between $T = T_c$ and $T = 0\text{K}$ comes out too strong. The calculated red shift of 0.27eV substantially exceeds the experimental value of 0.167eV ¹. As mentioned above, the lower part of the spectrum is better described with $J = 0.11\text{eV}$.

While the Q-DOS refers to the spin resolved, but angle averaged (inverse) photoemission experiment, the k dependent spectral density is the angle resolved counterpart. From $S_k(E)$ we derive the quasiparticle band structure (Q-BS). Figures 7 and 8 represent as density

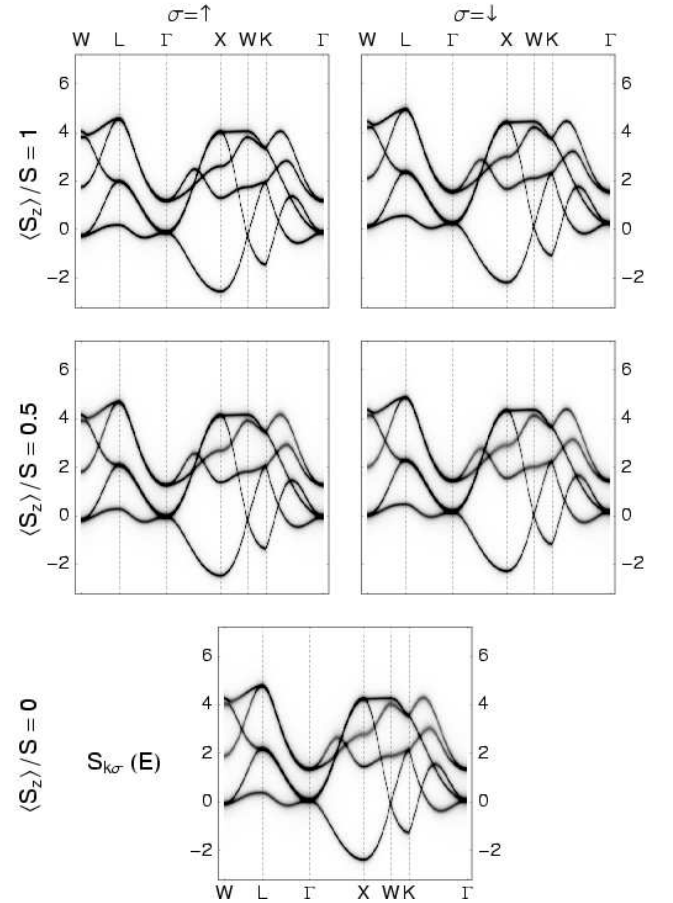


FIG. 7: Spin-dependent quasiparticle bandstructure of the Eu{5d bands of bulk EuS for different 4f magnetizations $\hbar S^z = S$. Exchange coupling: $J = 0.11\text{eV}$.

plots the spectral density for some symmetry directions.

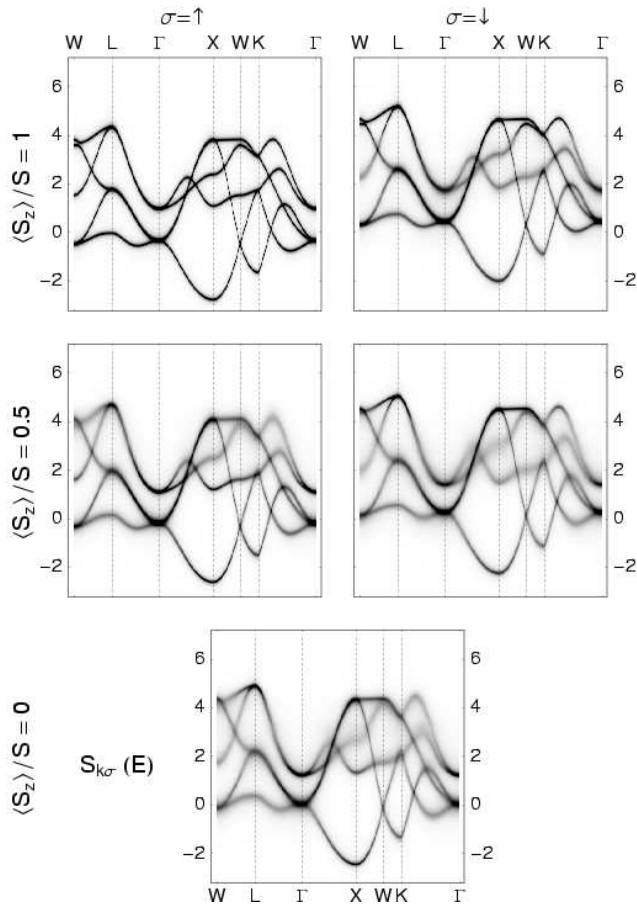


FIG. 8: The same as in Fig. 7, but for $J = 0.23\text{eV}$.

The degree of blackening is a measure of the magnitude of the spectral function. Figure 7 holds for $J = 0.11\text{eV}$ and Figure 8 for $J = 0.23\text{eV}$. In both situations the " spectrum in case of ferromagnetic saturation coincides with the dispersions obtained from the LDA calculation. In the weak coupling case (Figure 7) the temperature influence is mainly a shift of the total spectrum. The induced exchange splitting reduces with increasing T and disappears at $T = T_c$. Correlation effects are more clearly visible in the case of $J = 0.23\text{eV}$ (Figure 8). They manifest themselves above all in lifetime effects. Great parts of the dispersions are washed out because of magnon absorption (emission) of the itinerant " (#) electron with simultaneous spin flip. In ferromagnetic saturation a " electron has no chance to absorb a magnon because there does not exist any magnon. Therefore the dispersion appears sharp representing quasiparticles with infinite lifetime. On the other hand, the # electron has even at $T = 0\text{K}$ the possibility to emit a magnon becoming then a " electron. Therefore correlation effects are already at $T = 0\text{K}$ present in the # spectrum. For finite temperatures, finite demagnetizations, magnons are available and absorption processes provoke quasiparticle damping in the " spectrum, too. The overall exchange splitting reduces with increasing temperatures, until in the limit

$T \rightarrow T_c$ ($\hbar S^z i \rightarrow 0$) the vanishing 4fm magnetization removes the induced spin asymmetry in the 5d subbands.

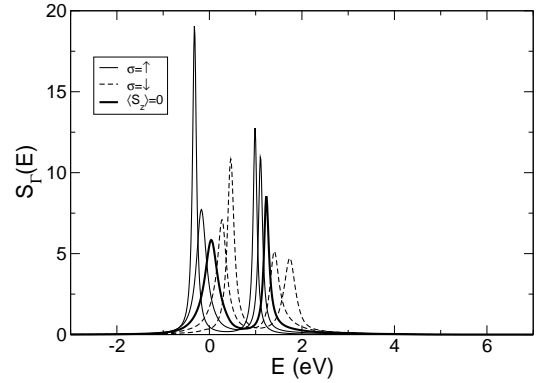


FIG. 9: Spin-dependent spectral density S_k of the Eu{5d} states of bulk EuS as function of energy for the same 4fm magnetizations as in Fig. 8. Solid lines: up spin; broken lines: down spin; thick lines: $T = T_c$ ($\hbar S^z i = 0$). Exchange coupling: $J = 0.23\text{eV}$; $k = L$.

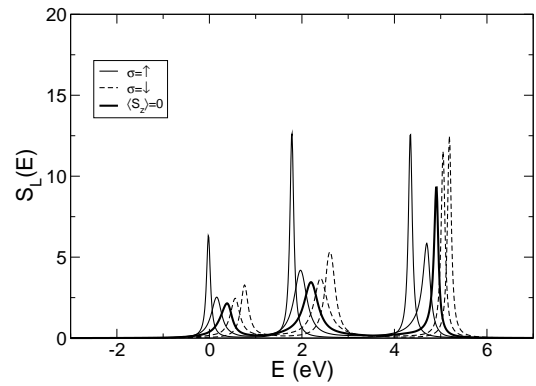


FIG. 10: The same as in Fig. 9 but $k = L$.

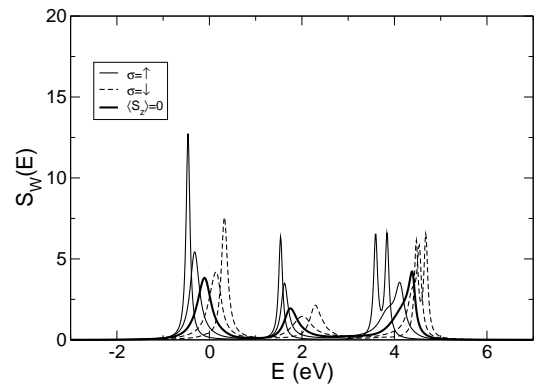


FIG. 11: The same as in Fig. 9 but $k = W$.

For a better insight into the temperature-behavior we have plotted in Figs. 9{12 for four k -points from the

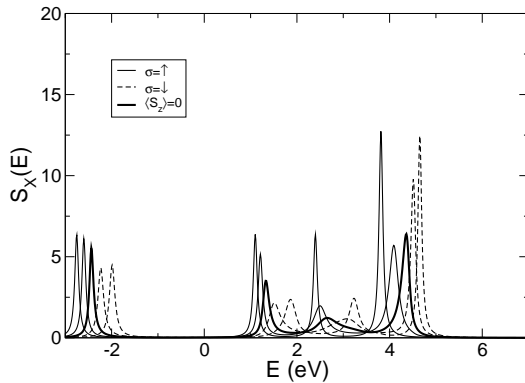


FIG. 12: The same as in Fig. 9 but $k = X$.

Brillouin zone (Γ , L, W, X) the energy dependence of the spectral density, and that for the same three temperatures as in Fig. 8. For the Γ point we expect two structures according to the twofold (e_g) and threefold (t_{2g}) degenerate dispersions. As can be seen in Fig. 9 well defined quasiparticle peaks appear with additional spin split below T_C . The exchange splitting, introduced via the interband coupling to the magnetically active 4f system, collapses for $T \rightarrow T_C$ (Stoner-like behavior). Obviously, quasiparticle damping increases with increasing temperature. Similar statements hold for the spectral density at the L point. In accordance with the quasiparticle bandstructure in Fig. 8 three structures appear, the upper two being twofold degenerate (Fig. 10). Interesting features can be observed at the W point (Fig. 11). At $T = 0$ four sharp peaks show up in the Γ spectrum, and, though already strongly damped, the same peak sequence comes out in the Γ spectrum. The exchange splitting amounts to about 0.8–0.9 eV. With increasing temperature damping leads to a strong overlap of the two upper peaks, which are no longer distinguishable.

At the X point the spin resolved spectral density exhibits four clearly separated structures, where the upper belongs to a twofold degenerate dispersion (Fig. 12). In the two middle structures, at least the Γ peaks are so strongly damped that they certainly will not be observable in an inverse photoemission experiment. Altogether, the 5d spectral densities of the ferromagnetic semiconductor EuS exhibit drastic temperature dependencies, what concerns the positions and the widths of the quasiparticle peaks.

V. CONCLUSIONS

We presented a method of calculating the temperature dependent bandstructure for the ferromagnetic semiconductor EuS. The essential point is the combination of a many body evaluation of a proper theoretical model with a "first principles" band structure calculation. The model of choice is the ferromagnetic Kondo lattice model, which describes the exchange interaction

between localized magnetic moments and itinerant conduction electrons. For a realistic treatment of EuS we have extended the conventional KLM to a multiband version to account for orbital symmetry. Intraband and interband hopping integrals have been extracted from a tight-binding linear muffin-tin orbital band structure calculation to incorporate besides the normal single-particle energies the influence of all those interactions which are not directly covered by the KLM Hamiltonian. By exploiting an exactly solvable limiting case of the KLM this combination of first principles and model calculations could be done under strict avoidance of a double-counting of any relevant interaction.

The many-body part of the procedure was performed within a moment conserving interpolation method that reproduces exactly important rigorous limiting cases of the model. The resulting electronic selfenergy carries a distinct temperature dependence, which is mainly due to local 4f spin correlations. Since the band is empty, the KLM reduces to a simple Heisenberg model as long as the purely magnetic 4f properties, as e.g. the mentioned 4f spin correlations, are concerned. The result is a closed system of equations which can be solved numerically for all quantities we are interested in.

We have demonstrated the temperature dependence of the energy spectrum of the ferromagnetic semiconductor EuS in terms of the 5d spectral density and 5d quasiparticle density of states. Peak positions and peak widths determine energies and lifetimes of quasiparticles, which have been gathered in special quasiparticle band structures. A striking temperature dependence of the empty 5d bands is observed which is induced by the magnetic 4f state. A well-known experimental confirmation of the T dependence is the "red shift" of the optical absorption edge, uniquely related to the shift of the lower 5d edge for decreasing temperature from $T = T_C$ down to $T = 0$ K. The induced exchange splitting at $T = 0$ collapses for $T \rightarrow T_C$ Stoner-like, but with distinct changes in the quasiparticle damping (lifetime). All these temperature dependent band effects should be observable by use of inverse photoemission.

We expect further insight into interesting physics by a forthcoming extension of our method to finite band occupations (G_d , $G_d^{\uparrow\downarrow}$ limits). The respective single-band model version has already been presented in previous papers^{30,34}. In particular a modified RKKY has been used³⁵ for a self-consistent inclusion of the magnetic properties of the not directly coupled local moments. A further implementation of disorder in the local moment system will allow to treat diluted magnetic semiconductors such as $Ga_{1-x}Mn_xAs$ and therefore contribute to the hot topic spintronics.

Acknowledgment

Financial support by the "Sonderforschungsbereich 290" is gratefully acknowledged.

Email: W olfM ueller@ physik hu-berlin de; URL: http://
tfk.physik.hu-berlin.de

- ¹ P. W achter, Handbook of the Physics and Chemistry of Rare Earth (Am sterdam , North Holland, 1979), vol. 2.
- ² W . Zinn, J. Magn. Mater. 3, 23 (1976).
- ³ W . Nolting, phys. stat. sol. (b) 96, 11 (1979).
- ⁴ H. G. Bohn, W . Zinn, B. D omer, and A. K ollmar, Phys. Rev. B 22, 5447 (1980).
- ⁵ H. G. Bohn, A. K ollmar, and W . Zinn, Phys. Rev. B 30, 6504 (1984).
- ⁶ L. Liu, Solid State Comm un. 35, 187 (1980).
- ⁷ L. Liu, Solid State Comm un. 46, 83 (1983).
- ⁸ V.-C. Lee and L. Liu, Solid State Comm un. 48, 795 (1983).
- ⁹ V.-C. Lee and L. Liu, Phys. Rev. B 30, 2026 (1984).
- ¹⁰ N. B loembergen and T. J. Row land, Phys. Rev. 97, 1679 (1955).
- ¹¹ I. N. G oncharenko and I. M irebeau, Phys. Rev. Lett. 80, 1082 (1998).
- ¹² A. Stachow-W ojcik, T. Story, W . Dobrowolski, M. A rciszewska, R. R. Galazka, M. W . K reijveld, C. H. W . Swuste, H. J. M . Swagten, W . J. M . de Jonge, A. T. Twardowski, and A. Y. Sipatov, Phys. Rev. B 60 (22), 15220 (1999).
- ¹³ B. Batlogg, E. K aldis, A. Schlegel, and P. W achter, Phys. Rev. B 12, 3940 (1975).
- ¹⁴ T. Penny, M . Shafer, and T. R. M cGuire, Phys. Rev. B 5, 3669 (1972).
- ¹⁵ J. B. Torrance, M . Shafer, and T. R. M cGuire, Phys. Rev. Lett. 29, 1168 (1972).
- ¹⁶ R. Schiller and W . Nolting, Solid State Comm un. 118, 173 (2001).
- ¹⁷ R. Schiller, W . M ueller, and W . Nolting, Phys. Rev. B 64, 134409 (2001).
- ¹⁸ R. Schiller and W . Nolting, Phys. Rev. Lett. 86, 3847 (2001).
- ¹⁹ G. Borstel, W . Borgiel, and W . Nolting, Phys. Rev. B 36, 5301 (1987).
- ²⁰ S. M . Jaya, M . C. Valsakum ar, and W . Nolting, J. Phys.: Condens. Matter 12, 9857 (2000).
- ²¹ O. K . Andersen, Phys. Rev. B 12, 3060 (1975).
- ²² O. K . Andersen and O. Jepsen, Phys. Rev. Lett. 53, 2571 (1984).
- ²³ J. T. Janak and A. R. W illiams, Phys. Rev. B 14, 4199 (1976).
- ²⁴ U. K . Poulsen, J. K eller, and O. K . Andersen, J. Phys. F 6, L241 (1976).
- ²⁵ D. Meyer, C. Santos, and W . Nolting, J. Phys.: Condens. Matter 13, 2531 (2001).
- ²⁶ M. E. Lines, Phys. Rev. 156, 534 (1967).
- ²⁷ R. Schiller and W . Nolting, Solid State Comm un. 110, 121 (1999).
- ²⁸ N. M . M em in and H. W agner, Phys. Rev. Lett. 17, 1133 (1966).
- ²⁹ A. Gelfert and W . Nolting, J. Phys.: Condens. Matter 13, R 505 (2001).
- ³⁰ W . Nolting, S. Rex, and S. M athiJaya, J. Phys.: Condens. Matter 9, 1301 (1997).
- ³¹ W . Nolting, S. M athiJaya, and S. Rex, Phys. Rev. B 54, 14455 (1996).
- ³² P. W achter, Helv. phys. Acta 37, 637 (1964).
- ³³ G. Busch, J. Junod, and P. W achter, Phys. Lett. 12, 11 (1965).
- ³⁴ S. Rex, V. Eyert, and W . Nolting, J. Magn. Mater. 192, 529 (1999).
- ³⁵ C. Santos and W . Nolting, Phys. Rev. B p. in press (2002).