

Tunnelling-charging Hamiltonian of a Cooper pair pump at large $E_J = E_C$: Modified Hamiltonians and renormalisability

M. Aunola

Department of Physics, University of Jyväskylä, P.O. Box 35 (YFL), FIN-40014 University of Jyväskylä, FINLAND
(Dated: March 22, 2022)

The properties of the tunnelling-charging Hamiltonian of a Cooper pair pump are well understood in the regime of weak and intermediate Josephson coupling, i.e. $E_J \ll E_C$. Instead of perturbative treatment of charging effects, the present work applies the charge state representation in the strong coupling case. From the discrete Hamiltonian we construct effective, truncated PDE Hamiltonians and analytically obtain approximate ground-state wave functions and eigenenergies. The validity of the expressions is confirmed by direct comparison against the results of numerical diagonalisation. For uniform arrays, our results converge rapidly and even ϕ -dependence of the wave function is described reasonably. In the inhomogeneous case we find the Hamiltonian to be parametrically renormalisable. A method for finding inhomogeneous trial wave function is explained. The intertwined connection linking the pumped charge and the Berry's phase is explained, too. As addendum, we have explicitly validated the ground state ansatz for $\phi = 0$ when $N \rightarrow \infty$.

I. INTRODUCTION

Josephson junction devices, e.g. Cooper pair boxes, superconducting single electron transistors (SSET) and Cooper pair pumps, have been extensively studied both theoretically^{1,2,3,4,5,6} and experimentally.^{7,8,9,10,11} For a recent review, see Ref. 12. Possible applications include at least direct Cooper pair pumping,² decoherence studies,⁶ related metrological applications,¹³ and the use of Cooper pair charge qubits or persistent-current qubits (SQ qubits) in quantum computation.^{1,7}

The ideal tunnelling-charging Hamiltonian of a Cooper pair pump has been studied in detail in Refs. 2,14,15. Charge transfer due to direct supercurrent and adiabatic pumping due to varying gate voltages have been adequately described when the Josephson coupling is weak or at most comparable to charging effects. The case of strong Josephson coupling in ideally biased arrays is still relatively unexplored. A single Josephson junction is known to be described by the Mathieu equation¹⁶ in the phase representation. For a superconducting single electron transistor (SSET) the charge state representation is identical to one-dimensional discrete harmonic oscillator and, thus, the Mathieu equation in the island's phase representation.^{17,18}

In this paper we first develop a method for obtaining an approximate solution of the Mathieu equation. Later on, we generalise the method for several dimensions and make the required corrections for our model Hamiltonian. In short, starting from the discrete Hamiltonian we construct a modified partial differential equation (PDE) for which a trial solution is obtained. Subsequently, the solution is overlaid as the wave function the discrete Hamiltonian and the result is compared against numerically obtained eigenstate.

In order to sum up the obtained results we state the following: For homogeneous arrays of arbitrary length we find analytical and rapidly converging wave functions and eigenenergies. These expressions are derived from the developed method. The case of non-zero phase difference

is treated in a fairly satisfactory way. Inhomogeneous arrays are first treated by parametric renormalisation which yields an accurate approximation for the ground state energy. A modification of the original method improves the wave function, but not the asymptotical rate of convergence.

Skeel and Hardy¹⁹ have performed analysis on constructing modified Hamiltonian when integrating systems of PDE's over time, see also Refs. 20,21,22. In these works numerical discretisation is approximately counteracted by using a suitable truncation of the modified equations. The principles of the present method are similar, although it is applied on a discrete eigenvalue problem.

This paper is organised as follows. In Sec. II the Hamiltonian is defined and its structure is explained. In Sec. III we find an approximate solution for the Mathieu equation in charge state representation and postulate the generalisation of the method for several coordinates. In Sec. IV inhomogeneous arrays are examined and explicit trial wave functions for the ground state are constructed. In Sec. V the developed formalism is extended to include non-zero values of phase difference across the array. In Sec. VI the Hamiltonian is shown to be parametrically renormalisable in the inhomogeneous case. Wave function is also constructed although the accuracy is not as good as in the homogeneous case. Finally, the conclusions are drawn in Sec. VII.

II. CONSTRUCTING THE HAMILTONIAN

A schematic view of the system is shown in Fig. 1. We assume that the gate voltages $V_{g,j}$ are independent and externally operated. The bias voltage across the array, V_b , which controls the total phase difference according to $d\phi = -2eV_b dt$, is assumed to be ideally set to zero. Hence, ϕ remains fixed and becomes a good quantum number in proper variables, which have been presented e.g. in Ref. 23. On the other hand, a precise value of ϕ means that its conjugate variable \hat{M} , the average num-

ber of tunnelled Cooper pairs ($\hat{M} = i\partial/\partial\phi$), becomes completely undetermined.

In the following, the tunnelling-charging Hamiltonian

$$H = H_C + H_J; \quad (1)$$

is assumed to be the correct description of the microscopic system. The ideal model Hamiltonian simply neglects quasiparticle tunnelling as well as other degrees of freedom. The most important parameters are the (average) Josephson coupling energy E_J and (average) charging energy, defined as $E_C = (2e)^2/(2C)$. These determine "the Josephson-charging ratio" which is denoted by $\gamma_J = E_J/E_C$. The Hamiltonian and the operation of a Cooper pair pump in the weak coupling regime is further determined by (normalised) gate charges $\mathbf{q} = f\mathbf{q}_1; \dots; \mathbf{q}_{N-1}g$, where $q_k = C_{g,k}V_{g,k}/2e$. In the present model relative junction capacitances c_k , where $c_k = C_k/C$ and $\sum_{k=1}^N C_k^{-1} = N/C$, also determine individual Josephson energies by $E_{J,k} = c_k E_J$. For uniform or homogeneous arrays we have $c_k = 1$, while the inhomogeneity can be reliably quantified by the inhomogeneity index $X_{inh} = [\sum_{k=1}^N (c_k - 1)^2]^{1/2} = 1.4, 1.5$

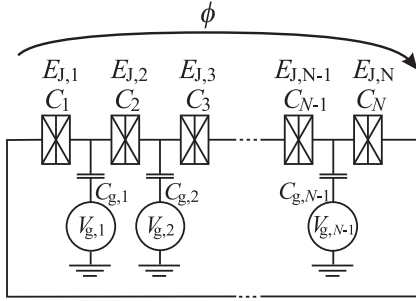


FIG. 1: An ideal superconducting array of independent Josephson junctions. Here C_k and $E_{J,k}$ are the capacitance and the Josephson energy of the k^{th} junction, respectively. The total phase difference across the array, ϕ , is a constant of motion.

The matrix elements of the charging Hamiltonian H_C are given by the capacitive charging energy and thus they read¹⁴

$$\langle \mathbf{n} | H_C(\mathbf{q}) | \mathbf{n} \rangle = E_C \sum_{k=1}^N \frac{v_k^2}{C_k} \frac{1}{N} \sum_{k=1}^N \frac{v_k}{C_k}; \quad (2)$$

where the number of Cooper pairs on each island is given by $\mathbf{n} = (n_1; \dots; n_{N-1})$. The quantities $f v_k g_{k=1}^N$ are an arbitrary solution of the charge conserving equations

$$v_k - v_{k+1} = n_k - q_k; \quad (3)$$

Tunnelling of one Cooper pair through the k^{th} junction changes \mathbf{n} by $\tilde{\mathbf{n}}_k$, where the non-zero components are (if applicable) $(\tilde{\mathbf{n}}_k)_k = 1$ and $(\tilde{\mathbf{n}}_k)_{k+1} = -1$. The tunnelling Hamiltonian is given by

$$H_J = \sum_{\mathbf{n}, \mathbf{j}, k=1}^N \frac{c_k E_J}{2} (\mathbf{j} + \tilde{\mathbf{n}}_k i \mathbf{n} | \mathbf{j}^i = \mathbf{n} + H.c.); \quad (4)$$

The supercurrent flowing through the array is determined by the supercurrent operator $I_S = (2e/\hbar)(\partial H/\partial \phi)$, a Gâteaux derivative²⁴ of the full Hamiltonian. By changing the gate voltages adiabatically along a closed path, a charge transfer $Q_{\text{tot}} = Q_S + Q_P$ is induced. The pumped charge, Q_P , depends only on the chosen path, while the charge due to direct supercurrent, Q_S , also depends on how the gate voltages are operated. If the system remains in a adiabatically evolving state j^i , the total transferred charge, Q_{tot} , in units of $2e$, reads^{2,15}

$$\frac{\partial \phi_m(t)}{\partial \phi} + 2 \int_{\text{Re} \langle \mathbf{j} | \hat{M} | \mathbf{j}^i \rangle} d\mathbf{q} = 0; \quad (5)$$

where j^i is the change in j^i due to a differential change of the gate voltages $d\mathbf{q}$ and $\phi_m = \int_0^{\phi_m(t)} (E_m(t)/\hbar) dt$ is the dynamical phase of the wave function.

Clearly, the pumped charge is closely related to the geometrical Berry's phase,²⁵ $\phi_m(\mathbf{q}) = i \int \langle \mathbf{j} | d\mathbf{q} | \mathbf{j}^i \rangle$. The pumped charge can be evaluated from Eq. (5) in the charge state representation once the overall phase of the eigenstate is fixed consistently for all \mathbf{q} . If the examined state is sufficiently non-degenerate for all values of \mathbf{q} , the eigenstate can be expanded as a Fourier series in \mathbf{q} with real coefficients $f_{\mathbf{n},i}g$. Consequently, for a fixed value of \mathbf{q} the differential pumped charge is given by a gauge-invariant expression¹⁵

$$dQ_P(\mathbf{q}) = \sum_{\mathbf{n}, \mathbf{l}} \sum_{\mathbf{l}=1}^N \frac{2(1 + Y_{\mathbf{n}} = N)}{1 + \sum_{\mathbf{l}=0}^N} d(a_{\mathbf{n},i} a_{\mathbf{l},i+1}^0) + \sum_{\mathbf{l}=0}^N (a_{\mathbf{n},i} d a_{\mathbf{l},i+1}^0 - a_{\mathbf{l},i+1}^0 d a_{\mathbf{n},i}) \cos(\phi^0); \quad (6)$$

where $Y_{\mathbf{n}}$ is an additional class label. In contrast, a differential change in the phase difference for fixed gate charges \mathbf{q} induces no pumped charge, because we find

$$dQ_P(d\mathbf{q}) = 2 \text{Im} \langle \mathbf{j} | \hat{M} | \mathbf{j}^i \rangle d\phi = 0; \quad (7)$$

Now consider the Berry's phase ϕ_m induced by an infinitesimal closed cycle C at $(\mathbf{q}; \mathbf{q})$ with sides $d\mathbf{q}$ and d as shown by the l.h.s. of Fig. 2. The result divided by d , i.e. $d\phi_m^{(C)}/d$, is identical to dQ_P apart from the sign of the first term. In other words, the contribution from the first and third part of the cycle gives the non-integrable part of dQ_P , while the second and fourth part add up to the integrable part multiplied by -1 . Thus the path for which the "derivative" of Berry's phase is identical to $dQ_P(\mathbf{q})$ is not a closed cycle but a more complex path illustrated in the r.h.s. of Fig. 2.

From here on the expression for the charging energy, Eq. (2), is examined in detail. This is done in order to rewrite the Hamiltonian in as simple a form as possible. In the homogeneous case the quadratic form is easily diagonalised and we find $N-1$ identical eigenvalues of E_C and one zero-energy mode in the direction of $\hat{\mathbf{v}}_0 = (1; 1; \dots; 1) = \mathbf{1}$. This demonstrates the uniqueness of the charging energy expression for each charge

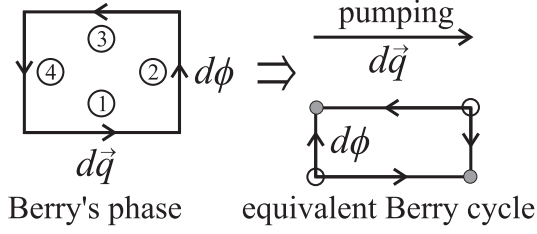


FIG. 2: An infinitesimal cycle C corresponding to Berry's phase $\phi_m(C)$ consists of four legs. The charge transfer Q_p for a fixed ϕ is identical to the Berry's phase induced by traversing the legs in the shown directions. This path can not be followed continuously in the $(\phi; Q)$ -plane.

state and, consequently, the same zero-energy mode is observed in the inhomogeneous case, too.

In a proper representation of the q -space, the charging energy for homogeneous arrays can be expressed as $E_C k^2$, where k is the usual Euclidean norm. Thus, the representatives of the tunnelling vectors \vec{f}_{jk} , denoted by \hat{q}_j , are required. Above all, they must be normalised according to

$$\hat{q}_j \cdot \hat{q}_j = 1 \quad j=1, \dots, N \quad (8)$$

In an orthonormal $(N+1)$ -dimensional basis, where $\hat{e}_k = \delta_{jk}$ and $\mathbf{x} = (x_1; x_2; \dots; x_{N+1})$, the representatives define variables f_{jk} according to

$$f_{jk}(\mathbf{x}) = \sum_{k=1}^{N+1} (\hat{e}_k - q_j) x_k \quad (9)$$

The normalisation condition (8) yields relations

$$\sum_{j=1}^N f_{jk} = 0 \quad \text{and} \quad \sum_{j=1}^N f_{jk}^2 = \sum_{j=1}^N x_j^2 = k^2 \quad (10)$$

which are valid for all values of \mathbf{x} .

Suitable representatives for cases $N=3$ and $N=4$ are easy to find and their visualisation is obvious. When $N=3$, we select

$$\begin{aligned} \hat{q}_1 &= \left(\frac{1}{\sqrt{2}}; \frac{1}{\sqrt{2}}; 0 \right); \quad \hat{q}_2 = \left(\frac{1}{\sqrt{6}}; \frac{1}{\sqrt{6}}; \frac{2}{\sqrt{6}} \right); \\ \hat{q}_3 &= \left(\frac{1}{\sqrt{6}}; \frac{1}{\sqrt{6}}; -\frac{2}{\sqrt{6}} \right); \end{aligned} \quad (11)$$

which describes three directions separated by identical 120° angles. The resulting transformation of coordinates and the so-called honeycomb structure is shown in Fig. 3. The gate charges q_1 and q_2 determine the origin of the induced, rectangular coordinate system $(x_1; x_2)$.

For $N=4$, symmetric representatives are given by the well-known body centered cubic lattice (BCC) of solid state physics, explicitly

$$\begin{aligned} \hat{q}_1 &= (1; 1; 1)/\sqrt{3}; \quad \hat{q}_2 = (1; -1; 1)/\sqrt{3}; \\ \hat{q}_3 &= (-1; 1; 1)/\sqrt{3}; \quad \hat{q}_4 = (-1; -1; 1)/\sqrt{3} \end{aligned} \quad (12)$$

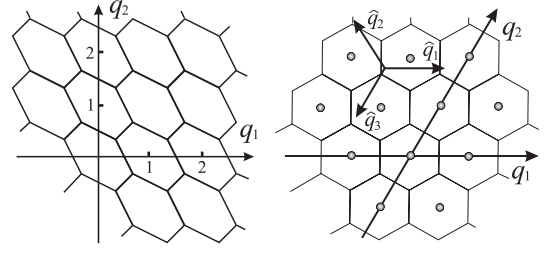


FIG. 3: On the left-hand-side, the so-called honeycomb structure induced by the charge state lattice ($N=3$). The regular lattice determined by the representatives \hat{q}_1, \hat{q}_2 , and \hat{q}_3 is shown on the right-hand side. The origin of a new rectangular coordinate system $(x_1; x_2)$ is set by the gate charges $\mathbf{q} = (q_1; q_2)$. The charging energy for a charge state (gray circle) then reads $E_C (x_1^2 + x_2^2)$, where the nearest-neighbour distance has been scaled to $\sqrt{2}/3$.

These representatives are convenient when studying the case $N=4$, but a more general method for obtaining representatives is required. By augmenting the existing representatives for N we can always obtain the set for $N+1$. The additional representative is set to lie along the new $(N+1)$ coordinate axis with the correct length $\sqrt{N(N+1)}$. The normalisation condition (8) is satisfied if all other representatives are retained as they were with an identical first component of $1/\sqrt{N(N+1)}$.

Applying this method inductively, starting from trivial case of $N=1$, yields the general representatives for any N . Let the length of the array be N and denote the j^{th} representative and its k^{th} component by q_j^N and $q_{j(k)}^N$, respectively. The $N+1$ components are obtained from three simple rules:

$$\begin{aligned} \text{(i)} \quad q_{j(N+1)}^N &= \frac{1}{\sqrt{N(N+1)}} \\ \text{(ii)} \quad q_{j(k>N+1)}^N &= 0 \\ \text{(iii)} \quad q_{j(k<N+1)}^N &= \frac{1}{\sqrt{N(N+1)}} \end{aligned} \quad (13)$$

The above transformation simplifies and symmetrises the tunnelling-charging Hamiltonian for arrays of any length. Inhomogeneous arrays can also be considered once the tools have been developed.

III. MATHIEU EQUATION AND DISCRETE HARMONIC OSCILLATOR

The canonical form of the Mathieu equation reads¹⁶

$$\frac{d^2 y}{dv^2} + (a - 2q \cos(2v))y = 0; \quad (14)$$

where $y(v)$ is the solution, q is a parameter and a is known as the characteristic value or eigenvalue.

The Hamiltonian of a SSET for a fixed phase difference in the charge state representation can be mapped onto a one dimensional discrete harmonic oscillator (DHO),

see e.g. Ref. 18,26. Our chosen form includes a nearest-neighbour coupling $\omega_J=2$ and the potential $V(n) = (n - n_0)^2$, where n is an integer. The equation for the amplitude a_n now reads

$$(n - n_0)^2 a_n - (\omega_J=2) (a_{n-1} + a_{n+1}) = E a_n; \quad (15)$$

where E is the eigenvalue we are looking for. In order to obtain the solution of the discrete equation, we assume that a_n is a continuous function and replace other amplitudes by respective Taylor expansions. We denote the step size by h (here $h = 1$) which yields

$$a_{n-h} + a_{n+h} = \sum_{k=0}^{\infty} \frac{2h^{2k}}{(2k)!} \frac{d^{2k} a_n}{dn^{2k}}; \quad (16)$$

a differential equation for a_n .

We now transform into conjugate variables of the island charge, i.e. $n - n_0 \rightarrow id=d$ and $id=dn \rightarrow i$. Collecting the term s , we find

$$\frac{d^2 a(i)}{di^2} + [E + (\omega_J=2) \cos(i)] a(i) = 0; \quad (17)$$

which is identical to the Mathieu equation with $a = 4E$ and $q = 2\omega_J$ once we choose $\tilde{m} = (i + \pi/2)/\pi$.

In the limit $q \rightarrow 1$, the ground state energy can be read from Eq. 20.2.30 of Ref. 16 with the result

$$E_0^{\text{DHO}} = -\omega_J + \frac{\omega_J^2}{2} - \frac{1}{16} + \frac{\omega_J^4}{256} - \frac{3\omega_J^6}{2048} + O(\omega_J^8); \quad (18)$$

confirmed by numerical diagonalisation, too. Returning to the charge state representation, we divide the eigenvalue problem by ω_J and define the oscillator frequency $\omega = \omega_J/2$ and scaled energy $\tilde{E} = E/\omega_J + 1$. The lowest order approximation becomes

$$a'' = 2 + \frac{1}{2} \omega^2 (n - n_0)^2 a = \tilde{E} a; \quad (19)$$

which is analytically solvable with $\tilde{E} = \omega^2$ and $a(n) \propto \exp(-\frac{1}{2} \omega^2 (n - n_0)^2)$. From here on, n_0 is omitted from the expression $(n - n_0)$ for brevity.

The discretisation naturally affects the wave function and as well as the eigenenergy (18). The lowest order approximation ω_1 for the discrete wave function a_d is naturally a Gaussian wave function. The optimal, but unnormalised, wave function is given by

$$\omega_1(n) \propto \exp\left(-\frac{\omega^2 n^2}{2}\right); \quad (20)$$

$$\omega_1^{\text{ex}}(n) \propto \exp\left(-\frac{\omega^2 n^2}{2}\right); \quad (21)$$

More accurate a wave function reads

$$\omega_2(n) \propto \exp\left(-\frac{\omega^2 (1 - \omega^2 n^2/48)}{2}\right); \quad (22)$$

$$\omega_2^{\text{ex}}(n) \propto \exp\left(-\frac{\omega^2 n^2}{2} + \frac{\omega^4 n^4}{147}\right); \quad (23)$$

where a cutoff $(1 - \omega^2 n^2/48) \geq 1$ must be applied for large enough values of n , when the deviation becomes greater than 20(30)%. These wave functions have been compared against the result of numerical diagonalisation, a_d , by taking the norm of the difference, in short k_d , which yields approximately

$$k_{d,1} \approx 0.018 \omega_J^2; \quad (24)$$

$$k_{d,2} \approx 0.009 \omega_J^4; \quad (25)$$

Because both trial wave functions converge towards the actual eigenstate of the system, approximate eigenenergies corresponding to ω_1 and ω_2 can be easily evaluated. Setting $n_0 = 0$ and examining the equation for coefficient a_0 gives

$$E_J = \omega_J (a_1 = a_0); \quad (26)$$

where $\omega_J \rightarrow 1$. Expanding the terms in powers of $\omega = \omega_J/2$ gives the desired result. We find that E_1 first deviates from the constant order in which the term is $\omega^2 = 8$ instead of the correct $\omega^2 = 16$. As expected E_2 is much better, and even the term $\omega^4 = 256$ is correctly reproduced.

The significance of the corrections in $\omega_2(n)$ with respect to the continuous solutions is relatively clear. The denominator $1 - \omega^2 = 16$ cancels $3 = 4$ of the of the leading second order term $(\omega^2)^2 = 2$ and gives the correct eigenenergy in the constant order. On the other hand, the term proportional to n^4 is related to the truncated differential operator

$$\frac{d^2}{dn^2} + \frac{1}{12} \frac{d^4}{dn^4}; \quad (27)$$

The coefficient $\omega^2 = 48$ can be divided in two parts, namely $\omega^2 = 12$ and $\omega^2 = 4$ which seems reasonable as the latter scales correctly as function of ω , while the former changes if the step length h is altered.

This approach is rather similar to that of Skeel and Hardy¹⁹ although they consider time-dependent problems instead of eigenvalue problems. Systems of differential equations are replaced by modified equations which try to compensate for the discretisation error. The present potential is harmonic and in the conjugate representation truncated potentials are anharmonic in nature. Anharmonic oscillators have been studied, and exact eigenvalues have been obtained.^{27,28} Unfortunately, the sign of our leading correction is negative, so these works are not applicable here.

If there are two orthogonal and independent directions, the wave function factorises and the one-dimensional result can be generalised. Nevertheless, we make the following assumption which is to be justified later. Let

our Hamiltonian be defined on a regular, discrete lattice of the coordinates \mathbf{x} and the potential be isotropic and harmonic, i.e. $V(\mathbf{x}) = \frac{1}{2} k \mathbf{x}^2$. Interactions between (neighbouring) lattice sites are expanded in terms of partial derivatives up to the fourth order in a similar manner to Eq. (16). We postulate an analytical trial solution if the second order operator is the Laplacian and the modified PDE eigenvalue problem has the form

$$\frac{1}{2} r^2 + D_4 = 12 + \frac{1}{2} k \mathbf{x}^2 = E; \quad (28)$$

where D_4 is a fourth order partial differential operator. We define corresponding 'conjugate variable' \tilde{D}_4 by replacing each partial derivative with respect to x_j by x_j itself. For example, if $D_4 = (r^2)^2$, i.e. the square of the Laplacian, the conjugate variable is the fourth power of the norm, explicitly, $\tilde{D}_4 = (k \mathbf{x}^2)^2 = k \mathbf{x}^4$. Our unnormalised trial wave function is given by

$$\psi(\mathbf{x}) / \exp \frac{(\frac{1}{2} k \mathbf{x}^2 - \frac{1}{2} \tilde{D}_4 = 48)}{1!}; \quad (29)$$

where ψ is chosen so that cancellation of the constant order term in energy is exactly $3/4$, just as the factor $3/16$ in Eq. (22). The conjugate variable \tilde{D}_4 gives the correct functional form, although a cutoff for too large values as compared to $k \mathbf{x}^2$ must be naturally applied. Hopefully, the asymptotic convergence of the norm $\int \psi^2 d\mathbf{x}$ is better than $1/\sqrt{N}$. The general asymptotical solution for the discretised harmonic oscillator has been recently given in Ref. 29.

IV. STRONG JOSEPHSON COUPLING AND HOMOGENEOUS ARRAYS AT $\phi = 0$

When the Josephson energy E_J is large as compared to charging energy E_C it seems preferable to express the Hamiltonian in terms of the phase differences ϕ_j . We choose to remain in the charge state representation for two reasons. First, the charging Hamiltonian is difficult to evaluate in the independent phase representation. Additionally, the model Hamiltonian is already diagonal with respect to the total phase difference. The model Hamiltonian can be approximately diagonalised and interactions between states with different values of ϕ should be included later.

The Hamiltonian equation is explicitly written in units of E_C , and more specifically, each equation (row) of the eigenvalue problem is examined separately. Each charge state n is labeled according to its position in the orthonormal coordinates $\mathbf{x} = (x_1; \dots; x_{N-1})$. In units of E_C , the equation for the coefficient $a_{\mathbf{x}}$ reads

$$k \mathbf{x}^2 a_{\mathbf{x}} - \frac{E_J}{2} \sum_{j=1}^N (e^{i\phi_j} a_{\mathbf{x}+\mathbf{q}_j} + e^{-i\phi_j} a_{\mathbf{x}-\mathbf{q}_j}) = E a_{\mathbf{x}}; \quad (30)$$

Now, consider the case $\phi = 0$ and large values of E_J in detail. Writing the eigenvalue as $E = N + E$, $E = E_J$ transform

the eigenvalue problem into

$$\frac{1}{2} \sum_{j=1}^N (a_{\mathbf{x}-\mathbf{q}_j} - 2a_{\mathbf{x}} + a_{\mathbf{x}+\mathbf{q}_j}) + \frac{1}{2} k \mathbf{x}^2 a_{\mathbf{x}} = E' a_{\mathbf{x}}; \quad (31)$$

Using the procedure explained in the previous section, we can find the corresponding modified PDE. The truncation means that each term $(a_{\mathbf{x}-\mathbf{q}_j} - 2a_{\mathbf{x}} + a_{\mathbf{x}+\mathbf{q}_j})$ corresponds to a second order derivative and a fourth order derivative. The sum of the second order derivatives yields the Laplacian operator r^2 due to the second part of Eq. (10), and the form of the modified equation matches Eq. (28). Next, we must evaluate the form of \tilde{D}_4 , find correct value of ψ , and compare the resulting wave function and eigenenergies against numerically obtained results.

The simpler, optimal Gaussian wave function reads

$$\psi(\mathbf{x}) / \exp \frac{\frac{1}{2} k \mathbf{x}^2 - 2}{1 - (N-1)! = (8N)}; \quad (32)$$

where the modification of $(N-1) = N$ in the denominator arises from the fact that $k \mathbf{q}_j^2 = (N-1) = N$. The optimality as well as the expected rate of convergence, i.e. $1/\sqrt{N}$, has been confirmed up to $N = 10$.

In case $N = 3$ we find that

$$D_4^{(N=3)} = (r^2)^2 = 2 \quad (33)$$

and hence $\tilde{D}_4^{(N=3)} = k \mathbf{x}^4 = 2$. Because $k \mathbf{q}_j^2 = 2 = 3$, the improved wave function for $N = 3$ reads

$$\psi^{(N=3)} / \exp \frac{(\frac{1}{2} k \mathbf{x}^2 - 2)(1 - \frac{1}{2} k \mathbf{x}^2 = 96)}{1! = 8}; \quad (34)$$

This proves to be quite accurate as the norm of the error vanishes according to $\int \psi^2 d\mathbf{x} \approx 0.0045 = 1/N$. As arrays become longer, pure radial (energy) dependence is not enough, since the operators D_4 become more complicated. For the BCC representatives ($N = 4$) the differential operator is given by

$$D_4 = \frac{3}{4} \sum_{j=1}^4 \left(\frac{\partial^2}{\partial x_j^2} A - \frac{1}{2} \frac{\partial^4}{\partial x_j^4} \right); \quad (35)$$

corresponding to a wave function $\psi^{(4)}$ proportional to

$$\exp \frac{(\frac{1}{2} k \mathbf{x}^2 - 2) \frac{k \mathbf{x}^4}{64} - \sum_{j=1}^4 \frac{x_j^4}{96}}{1! = 64} \quad (36)$$

Because $k \mathbf{q}_j^4 = k \mathbf{x}^4 = 5$, this also explains why the best energy dependent ψ occurs at $3! k \mathbf{x}^4 = 320$.

For longer arrays the expression for the fourth order differential operator becomes quite complicated and less informative. Fortunately, the value of the conjugate variable $\tilde{D}_4^{(N)}$ can be easily obtained for any point \mathbf{x} . The

simple expression is based on inner product of the \mathbf{x} -space and the representatives ϕ_j , in short

$$D_4^{(N)}(\mathbf{x}) = \sum_{j=1}^N (\phi_j | \mathbf{x}^4): \quad (37)$$

The differential operator D_N can be read from the above expression by retaining the components of \mathbf{x} in symbolic form and transforming each coordinate its corresponding partial derivative. The correct cancellation requirement implies that the general form of ϕ_j is given by $\phi_j = 3(N-1) = 16N$.

Thus, the general trial wave function $D_2^{(N)}$ becomes

$$D_2^{(N)}(\mathbf{x}) = A \exp \left(\frac{(\phi=2) (kxk^2 - \frac{1}{2} D_4^{(N)}(\mathbf{x}) = 48)}{1 - 3(N-1)\phi = (16N)} \right); \quad (38)$$

where A is a normalisation factor and $D_N(\mathbf{x})$ given in Eq. (37) is evaluated for all charge states in the used basis. A suitable cutoff with respect to $\phi^2 D_N(\mathbf{x}) = (48kxk^2)$, e.g. between 0.2 and 0.3, is naturally important. The wave function is independent of the representatives ϕ_j , but those given in Eq. (13) are probably the most convenient. The rate of convergence of the norm $k_d D_2^{(N)} k$ has been confirmed as $1/\sqrt{N}$ up to $N = 7$. Tentatively, the same applies for $N = 10$, although diagonalisation was limited below $\sqrt{N} = 20$.

The ground state energy is virtually independent of the gate charges q when \sqrt{N} is large enough. Thus $E_0^{(N)}$ can be approximately obtained as in the one-dimensional case, see Eq. (26). All 2N neighbouring amplitudes are identical which now gives

$$E_0^{(N)} = N \sqrt{N} \exp \left(4 \frac{(\phi=2) \frac{N-1}{N} - \frac{1}{2} \frac{(N-1)^2}{48N^2}}{1 - 3(N-1)\phi = (16N)} \right); \quad (39)$$

Expansion in powers of ϕ yields the asymptotic expansion

$$E_0^{(N)} = N \sqrt{N} + (N-1) \frac{\sqrt{N}}{2} - \frac{(N-1)^2}{16N} + O(\sqrt{N}^{-1}); \quad (40)$$

verified by direct comparison against the numerically obtained eigenvalue for cases which allow diagonalisation. No analytical expression for the term proportional to $1/\sqrt{N}$ have been found, but it is not correctly reproduced, either. Direct calculation, using a method proposed in Refs. 29 and 30, validates the above ansatz and corresponding asymptotic eigenenergy for $N = 42$, though.³¹ We now proceed to the case when ϕ is no longer zero.

V. EFFECTS DUE TO NON-ZERO PHASE DIFFERENCE

For non-zero values of the phase difference the wave function becomes complex valued because the nearest

neighbour coupling contains a term $e^{i\phi} = e^{i\phi/N}$. When ϕ is sufficiently small the phase does not vary significantly between nearest neighbours and as the first approximation the phase can be neglected in the corresponding equations. We then consider the absolute value of the amplitudes and observe that the differential operator is simply multiplied by a factor $\cos(\phi/N)$.

Consequently, the approximate eigenvalue problem to the original one, except that ϕ is replaced by $\phi = \phi / \cos(\phi/N)$. The ground state energy can be obtained from Eq. (40) with $\sqrt{N} \rightarrow \sqrt{N} \cos(\phi/N)$. The accuracy of this expression is rather good, even for large values of ϕ if \sqrt{N} is sufficiently large. The convergence in terms of the absolute values of the amplitudes is satisfactory, too. Convergence in terms of trial wave function $\phi_1 \phi$ goes clearly as $1/\sqrt{N}$ and that of $\phi_2 \phi$ goes nearly as $1/\sqrt{N}$, weakening as ϕ increases.

In order to consider the complex wave function explicitly, the approximate differential operator induced by ϕ must be constructed. The first order differential operator is always cancelled on behalf of the first property in Eq. (10). The common prefactor of the third order terms, relative to the Laplace operator, is here $\sin(\phi/N) = 3$. Because the conjugate coordinate $D_4^{(N)}$ was so successful in describing the homogeneous case, we define a third order conjugate coordinate which evaluates to

$$D_3^{(N)}(\mathbf{x}) = \sum_{j=1}^N (\phi_j | \mathbf{x}^3): \quad (41)$$

The first guess for the phase of the trial wave function is then given by

$$\frac{D_2(\mathbf{x})}{j_2(\mathbf{x})} \exp \left(\frac{(\phi=2) (\phi_1 D_3^{(3)}) = (6N)}{1 - 3(N-1)\phi = (16N)} \right); \quad (42)$$

where $\sin(\phi/N)$ has been approximated by ϕ/N . Numerical diagonalisation clearly confirms the dependence on $D_N^{(3)}$, although a numerical correction factor of the order of 0.7 (0.75 for all N) has to be added. Additionally, but expectedly, the phase dependence is slowly dampened for larger values of kxk . The magnitude of these amplitudes rapidly decreases which makes the imaginary components even smaller. Thus, the leading component of the phase simplifies to

$$\exp(i b \sin(\phi/N) \phi^2 D_N^{(3)} = 12); \quad (43)$$

where $b = 0.7$. Finally, we turn in the direction of inhomogeneous array.

VI. INHOMOGENEOUS ARRAYS AND RENORMALISABILITY

Our main aim is to obtain a wave function similar to ϕ_1 in the inhomogeneous case at $\phi = 0$ and, subsequently,

case corresponding to the Mathieu equation the results were convincing and thus we applied the proposed method on the tunnelling-charging Hamiltonian of an ideally biased Cooper pair pump.

We have obtained reliable analytical expressions for the ground state wave function and energy for homogeneous arrays of arbitrary length. Furthermore, effects due to nonvanishing phase difference were relatively well described and the Hamiltonian of an inhomogeneous pump was shown to be renormalisable. Again, reliable eigenenergies and reasonable eigenfunctions were obtained. Further improvements in the inhomogeneous case have been

proposed and partially carried out, too.

Acknowledgments

This work has been supported by the Academy of Finland under the Finnish Centre of Excellence Programme 2000–2005 (Project No. 44875, Nuclear and Condensed Matter Programme at JYFL). The author thanks Mr. J. J. Toppari for discussions and help with the figures.

-
- Matias Aunola@phys.jyu.; Finnish Defence Forces Technical Research Centre (PvT Teios), PL 10, FIN-11311 Riihimäki, FINLAND
- ¹ D. V. Averin, Solid State Commun. 105, 659 (1998).
 - ² J. P. Pekola, J. J. Toppari, M. T. Savolainen, and D. V. Averin, Phys. Rev. B 60, R9931 (1999).
 - ³ Y. Makhlin, G. Schon, and A. Shnirman, Nature 386, 305 (1999).
 - ⁴ D. V. Averin, in Exploring the quantum-classical frontier, edited by J. R. Friedman and S. Han (Nova science publishers, Commack, NY, 2000), cond-mat/0004364.
 - ⁵ G. Faki, R. Fazio, G. H. Palm, J. Siewert, and V. Vedral, Nature 407, 355 (2000).
 - ⁶ J. P. Pekola and J. J. Toppari, Phys. Rev. B 64, 172509 (2001).
 - ⁷ J. E. Mooij, T. P. Orlando, L. Levitov, L. Tian, C. H. van der Val, and S. Lloyd, Science 285, 1036 (1999).
 - ⁸ Y. Nakamura, Y. A. Pashkin, and J. S. Tsai, Nature 398, 786 (1999).
 - ⁹ T. P. Orlando, J. E. Mooij, L. Tian, C. H. van der Val, L. Levitov, and S. Lloyd, Phys. Rev. B 60, 15398 (1999).
 - ¹⁰ M. S. Choi, R. Fazio, J. Siewert, and C. Bruder, Europhys. Lett. 53, 251 (2001).
 - ¹¹ E. Bibow, P. Lafarge, and L. P. Levy, Phys. Rev. Lett 88, 017003 (2002).
 - ¹² Y. Makhlin, G. Schon, and A. Shnirman, Rev. Mod. Phys. 73, 357 (2001).
 - ¹³ J. Hassel and H. Seppä (1999), in Proc. of 22nd Int. Conf. on Low Temp. Phys.
 - ¹⁴ M. Aunola, J. J. Toppari, and J. P. Pekola, Phys. Rev. B 62, 1296 (2000).
 - ¹⁵ M. Aunola, Phys. Rev. B 63, 132508 (2001).
 - ¹⁶ M. Abramowitz and I. A. Stegun, Handbook of Mathematical Functions (Dover, New York, 1972).
 - ¹⁷ T. M. Eiles and J. M. Martinis, Phys. Rev. B 64, R627 (1994).
 - ¹⁸ M. Tinkham, Introduction to superconductivity, 2nd ed. (McGraw-Hill, New York, 1996), pp. 274{277.
 - ¹⁹ R. D. Skeeland and D. J. Hardy, SIAM J. Sc. Comp. 23, 1172 (2001).
 - ²⁰ S. Reich, SIAM J. Numer. Anal. 36, 1549 (1999).
 - ²¹ J. Gans and D. Shalloway, Phys. Rev. E 61, 4587 (2000).
 - ²² E. Hairer and C. Lubich, in Dynamics of algorithms, edited by R. de la Llave, L. Petzold, and J. Lorenz (Springer, Heidelberg, 2000), p. 91, volume 118 in series Volumes in mathematics and its applications.
 - ²³ G.-L. Ingold and Y. V. Nazarov, in Single charge tunnelling, Coulomb blockade phenomena in nanostructures, edited by H. Grabert and M. L. Devoret (Plenum, New York, 1992), chap. 2.
 - ²⁴ W. Rudin, Functional analysis (McGraw-Hill, New York, 1973).
 - ²⁵ M. V. Berry, Proc. R. Soc. London, Ser. A 392, 45 (1984).
 - ²⁶ M. Aunola (2002), cond-mat/0203440 (unpublished).
 - ²⁷ H. Meiner and E. O. Steinbohm, Phys. Rev. A 56, 1189 (1999).
 - ²⁸ Y. M. Eurice (2002), quant-ph/0202047 (unpublished).
 - ²⁹ M. Aunola, J. Math. Phys. 44, 1913 (2003).
 - ³⁰ M. Aunola (2003), math-ph/0304041 (unpublished).
 - ³¹ It seems reasonable to assume that the ansatz works for larger values of N , too. The calculations can be repeated using attached MATHEMATICA notebook GSSolutions.nb which is available with the TeX source.