

Transport properties and electronic states of the thermoelectric oxide NaCo_2O_4

I. Terasaki*

Department of Applied Physics, Waseda University, Tokyo 169-8555, Japan
 Precursory Research for Embryonic Science and Technology,
 Japan Science Technology, Tokyo 108-0075, Japan

Physical properties of the thermoelectric oxide NaCo_2O_4 are briefly reviewed. The high thermoelectric properties of this material are attributed to the substantially enhanced effective mass, which comes from the large entropy of Co^{4+} in the low spin state. The large entropy condensed in the CoO_2 block causes a spin-density-wave transition at 22 K upon Cu substitution for Co, which can be regarded as "order from disorder".

I. Introduction

Recently layered cobalt oxides have been extensively investigated as a promising candidate for a thermoelectric material. The thermoelectric material is a material that shows large thermopower (S), low resistivity (ρ) and low thermal conductivity (κ) [1]. Thus far oxides have been regarded as unsuitable for thermoelectric application because of their poor mobility, but some years ago Terasaki et al. found that a single crystal of the layered cobalt oxide NaCo_2O_4 exhibits high thermoelectric performance [2]. Fujita et al. showed that the dimensionless figure of merit S^2T of a NaCo_2O_4 single crystal exceeds unity at $T = 1000$ K [3]. Ohtaki et al. [4] measured $S^2T = 0.8$ at 1000 K even in the polycrystalline samples of NaCo_2O_4 . Thus this compound is quite promising for thermoelectric power generation at high temperature.

We have proposed that the high thermoelectric performance of the layered cobalt oxides cannot be explained by a conventional band picture based on the one-electron approximation, but is understood in terms of the strong electron-electron correlation effects, similarly to the case of heavy-fermion compounds. In fact the material dependence of the thermopower quite resembles that of CeM_2X_2 ($M = \text{Cu, Ni, Pd}$; $X = \text{Si, Ge}$) [5]. Here we briefly review the physical properties of NaCo_2O_4 , and compare them with those of the heavy-fermion compounds. We further show anomalous impurity effects [6, 7], which are a prime example of "order from disorder" [8].

II. Physical Properties of NaCo_2O_4

In Fig. 1 is schematically shown the crystal structure of NaCo_2O_4 , where edge-shared distorted octahedra of oxygen ions form a two-dimensional triangular lattice. A cobalt ion is in the center of the distorted octahedra to form a two-dimensional triangular lattice, while a sodium ion is in a prism site between CoO_2 blocks. An important feature in this structure is that sodium ions randomly occupy the regular site by 50%, and the sodium content changes from 50 to 75%. In this sense NaCo_2O_4 should be written as $\text{Na}_x\text{Co}_2\text{O}_4$ ($x = 0.5$). Nevertheless we will call it NaCo_2O_4 , because the best thermoelectric properties are realized near the 50% Na occupancy [4].

Figure 2 (a) shows the resistivity and the thermopower of a NaCo_2O_4 single crystal along the a -axis (parallel to the CoO_2 block) direction. The magnitude of the resistivity is as low as $200 \text{ } \mu\Omega/\text{cm}$ at 300 K, which corresponds to nearly the best conductivity among transition-metal oxides. The thermopower is $100 \text{ } \mu\text{V/K}$ at 300 K, which is as large as that of degenerate semiconductors. As a result, the power factor $S^2 =$ is as large as (or even larger than) S^2 of the state-of-the-art thermoelectric material Bi_2Te_3 [2].

Figure 2 (b) shows the magnetic susceptibility and the specific heat C of a polycrystalline sample of NaCo_2O_4 [7, 9]. The susceptibility is relatively large ($4 \times 10^{-3} \text{ emu/Co mol}$ at 4 K), and weakly temperature dependent. We attribute the weakly temperature dependent susceptibility to a kind of spin fluctuation, as is seen in the valence fluctuation systems. In fact, Co-site substitution causes non-trivial change in the susceptibility. Nonmagnetic Zn substitution induces a Curie term, whereas magnetic Cu substitution decreases the magnitude of the susceptibility, which cannot be interpreted by the local spin picture [10].

The electron specific heat coefficient is evaluated by the value of $C = T \left(\frac{dC}{dT} \right)_{T \rightarrow 0}$. $C = T$ approaches $35\text{--}50 \text{ mJ/Co mol K}^2$, which is two orders of magnitude larger than the value of conventional metals. The large values of ρ and C clearly indicate that the density of states (and also

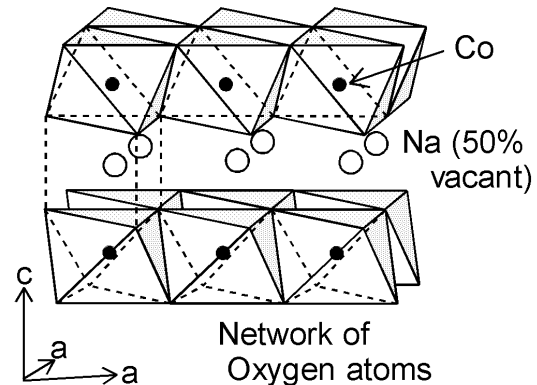


FIG. 1: Crystal structure of NaCo_2O_4 .

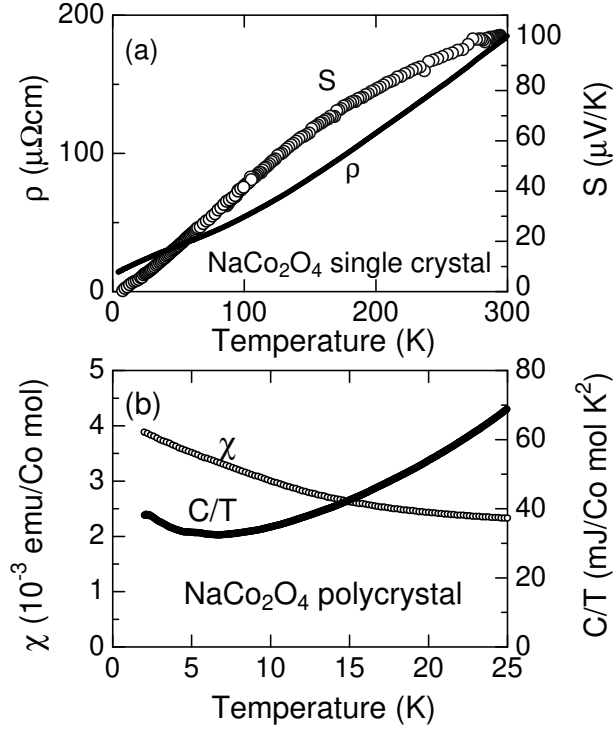


FIG. 2: (a) Resistivity (ρ) and thermopower (S) of a NaCo_2O_4 single crystal along the in-plane direction; (b) Susceptibility (χ) and specific heat (C) of NaCo_2O_4 polycrystals.

the effective mass) is substantially enhanced in NaCo_2O_4 . Note that the band calculation by Singh [11] also predicts the large density of states, though it is difficult to explain the anomalous impurity effects discussed later.

III. Comparison with Ce-based intermetallics

The microscopic theory for the high thermoelectric performance of NaCo_2O_4 is still lacking, but we think that the following features are now established. (1) The mixture of Co^{3+} and Co^{4+} in the low spin state can carry a large entropy of $k_B \log 6$, which gives a thermopower of 150 V/K in the high-temperature limit [12]. (2) NaCo_2O_4 shows no structural, electric, and magnetic transitions from 2 to 1000 K. (3) From (1) (2), the large entropy cannot be released through phase transitions, and inevitably point to the conducting carriers to form a "heavy-fermion"-like electron [7]. (4) Although an exact one-to-one correspondence is not realized, the calculated Fermi surface of NaCo_2O_4 is made from two orbitals of different nature [11], just like Ce 4f and sp bands in the Ce-based intermetallics [5, 7].

In the heavy-fermion compounds, χ is proportional to the susceptibility, and γ (the Wilson ratio) is independent of materials. In Fig. 3, various γ 's are plotted as a function of χ , where the data for NaCo_2O_4 is just close to the data for the valence-uctuation compound CePd_3 .

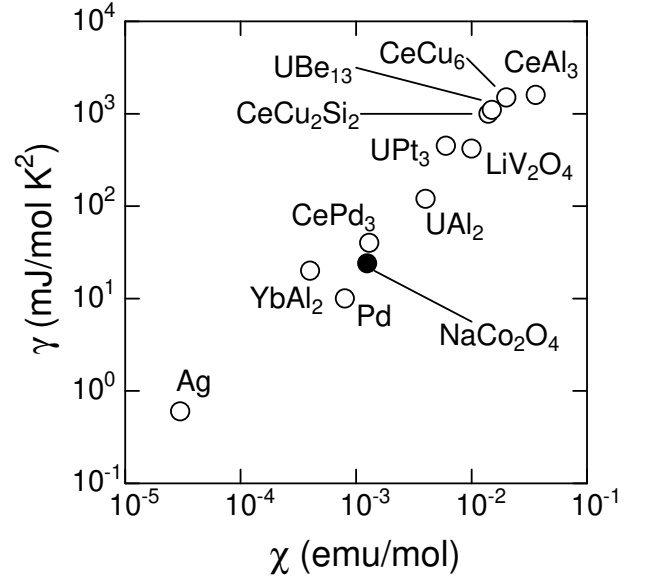


FIG. 3: Electron specific heat coefficient as a function of magnetic susceptibility (χ) for various correlated metals.

[13]. We should note that CePd_3 has nearly the same values of S (80 V/K at 300 K) and ρ (150 m Ωcm at 300 K). Unfortunately it has much higher thermal conductivity than NaCo_2O_4 , which greatly reduces the thermoelectric performance.

According to the classical Boltzmann theory, the diffusive term of the thermopower of a metal is understood as transport entropy per carrier, implying that a large effective mass can lead to a large thermopower. Figure 3 indicates that the effective mass of NaCo_2O_4 is more than 10 times larger than the bare electron mass, which is in a quantitative agreement with the resistivity edge and the magnitude of the Hall effect [13]. Considering a striking similarity to the heavy fermion compounds, we attribute the large mass of NaCo_2O_4 to the coherent state between the conduction carrier and the spin fluctuation. Very recently Valla et al. have performed a photoemission experiment for the layered cobalt oxides, and have successfully observed the coherent state at low temperatures [14].

IV. Cu substitution effects: Order from disorder

Figure 4(a) shows the specific heat for the Cu-substituted sample $\text{NaCo}_{0.8}\text{Cu}_{0.2}\text{O}_4$ as a function of temperature, where the specific heat jump at 22 K is clearly seen [7]. The entropy change of the 22-K transition is as small as 77 mJ/K mol, corresponding to $0.01k_B$ per Co. Actually only 5% of Co_3O_4 in purity exhibits a specific heat jump of the same order at 30 K. A phase transition accompanied by a small entropy change is an off-diagonal long range order, which induces a small entropy change of the order of $N k_B T = E_F$. This order is suppressed by

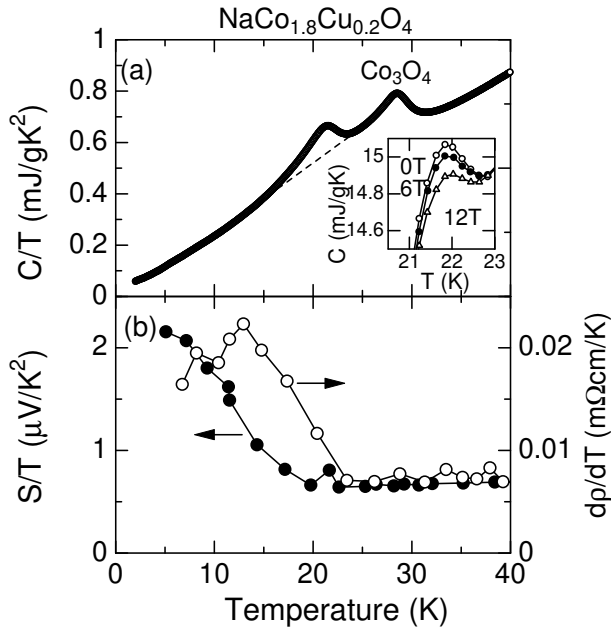


FIG. 4: (a) Specific heat coefficient C (b) Temperature derivative of the resistivity ($d\rho/dT$) and temperature coefficient of the thermopower S/T for the Cu-substituted $\text{NaCo}_{1.8}\text{Cu}_{0.2}\text{O}_4$. Inset: The specific heat in magnetic fields.

external fields, as shown in the inset of Fig. 4(a).

Figure 4(b) shows the T -linear term of the thermopower (S/T) and the temperature derivative of the resistivity ($d\rho/dT$). Their temperature dependences are quite similar to each other, where the magnitude increases up to almost twice below 22 K. This indicates that the D band weight decreases by 50% at low temperatures, implying the existence of a (pseudo)gap. As an off-diagonal long-range order with a gapped state, one would think of charge density wave (CDW) or spin density wave (SDW). The calculated Fermi surface of the a_{1g} band is hexagon-like [11], which is unstable against CDW or SDW formation with the nesting vector along the Γ -K direction. We think that the 22-K transition is SDW-like, because CDW is insensitive to magnetic field. Actually we can find many similarities between the 22-K transition and the SDW transition in Cr [15].

NaCo_2O_4 is very close to the instability for various phase transitions arising from the large entropy per site. The Cu substitution enhances the instability, and eventually causes the SDW-like transition at 22 K. This type

of transition is called "order from disorder" [8]. In other words, instabilities against various phases are competing or disordering in NaCo_2O_4 , and any phase transitions are prohibited down to low temperatures. This does not mean that NaCo_2O_4 is far from the instability of phase transitions, but rather, is very susceptible to various transitions against various perturbations. In fact, $\text{Na}_{1.5}\text{Co}_2\text{O}_4$ exhibits a spin-glass behavior at 3 K [16] and a ferromagnetic transition at 22 K [17], possibly owing to the structure instability of the phase, and $(\text{Bi,Pb})\text{-Sr-Co-O}$ shows a ferromagnetic transition at 4 K due to the lattice mismatch [18].

Let us qualitatively discuss why the SDW-like state is favored in $\text{NaCo}_{2-x}\text{Cu}_x\text{O}_4$. SDW and CDW are closely related to the nesting of the and the topology of the Fermi surface, and occur when the correlation effect is weak enough to hold one-electron picture based on the band calculation. We think that Cu suppresses the mass enhancement without significant change in the carrier concentration [7]. If so, the substituted Cu enhances the screening of the magnetic fluctuation, which might recover the band picture to cause the CDW/SDW instability of the a_{1g} Fermi surface.

V. Summary

We have reviewed the anomalous properties of NaCo_2O_4 , which are promising for thermoelectric applications. We have explained the thermoelectric properties of NaCo_2O_4 in terms of the layered structure consisting of the strongly correlated CoO_2 layer. Carriers in oxides are often coupled with the optical phonons, the spin degrees of freedom and the orbital degrees of freedom. These couplings induce exotic electronic states such as polarons, heavy fermions, spin liquids and orbital liquids. Furthermore, the geometry and the dimensionality are easy to change in certain classes of oxides, where layered, ladder and chain structures can be controlled. Therefore I believe that many functional materials including thermoelectric materials will still sleep unknown. I hope that NaCo_2O_4 is just the beginning, and that a thermoelectric oxide of higher performance will appear in near future.

I would like to thank I. Tsukada, T. Motohashi and H. Yamachi for collaboration, and also thank S. Kurihara and Y. Tsunoda for fruitful discussion of spin density wave.

- [1] G. D. Mahan: Solid State Physics 51 (1998) 81.
- [2] I. Terasaki, Y. Sasago, and K. Uchinokura: Phys. Rev. B 56 (1997) R12685.
- [3] K. Fujita, T. Motohashi, and K. Nakamura: Jpn. J. Appl. Phys. 40 (2001) 4644.
- [4] M. Ohtaki, Y. Nojiri and E. Mameda: Proc. of the 19th

- International Conference on Thermoelectrics (ICT 2000), (Babrow, Wales, 2000) p.190.
- [5] I. Terasaki: Mater. Trans. 42 (2001) 951.
- [6] I. Terasaki, Y. Ishii, D. Tanaka, K. Takahata, and Y. Iguchi: Jpn. J. Appl. Phys. 40 (2001) L65.
- [7] I. Terasaki, I. Tsukada and Y. Iguchi: Phys. Rev. B, 65

- (2002) 195106.
- [8] A. M. Tsvelik: "Quantum field theory in condensed matter physics", (Cambridge University Press, 1995, Cambridge) p.174.
 - [9] Y. Ando, Y. Hanaki, S. Ono, T. Murayama, K. Segawa, N. Miyamoto and S. Komiyama: Phys. Rev. B 61 (2000) R14956.
 - [10] I. Terasaki: Proc. of International Conference on Mass and Charge Transport in Inorganic Materials (Techna Srl, 2000) p.1333
 - [11] D. J. Singh: Phys. Rev. B 61 (2000) 13397.
 - [12] W. Koshibae, K. Tsutsui and S. Maekawa: Phys. Rev. B 62 (2000) 6869.
 - [13] I. Terasaki: Proc. of the 18th International Conference on Thermoelectrics (ICT 1999) (IEEE, Piscataway, 2000), p.569
 - [14] T. Valla, P. D. Johnson, Z. Yusuf, B. Wells, Q. Li, S. M. Loureiro, R. J. Cava, M. M. Kamini, Y. Mori, M. Yoshimura and T. Sasaki: Nature 417 (2002) 627.
 - [15] E. Fawcett, H. L. Albers, V. Yu. Galkin, D. R. Noakes, and J. V. Yakhlis: Rev. Mod. Phys. 66 (1996) 25.
 - [16] T. Takeuchi, M. Matoba, T. Aharen, and M. Itoh: Physica B 312-313 (2002) 719.
 - [17] T. Motohashi et al.: submitted to Phys. Rev. Lett.
 - [18] I. Tsukada, T. Yamamoto, M. Takagi, T. Tsubone, S. Konno, and K. Uchinokura: J. Phys. Soc. Jpn. 70 (2001) 834.