

Real Space Renormalization Group Techniques and Applications.

Ph.D. memory of

Javier Rodríguez Laguna

supervised by the doctors

Miguel Ángel Martín-Delgado Alcántara

and

Germán Sierra Roderó.





Verum sine mendacio, certum et verissimum:
quod est inferius est sicut quod est superius,
et quod est superius est sicut quod est inferius,
ad perpetranda miracula rei unius.

— Hermes Trismegistus



C'est là le cadet de mes soucis. (detail)
Daniel Omara Romero, private collection.

Index.

Preface.

1. Introduction :::1

1.1. New techniques for new questions.

1.2. The scale axis and the renormalization group.

1.3. Blocking physics.

1.4. Brief history of the renormalization group.

1.5. Plan of this work.

1.6. Bibliography.

2. The Correlated Blocks Renormalization Group ::::::::::::::::::::::::::::::17

Part I. The Blocks Renormalization Group.

2.1 BRG for a quantum magnetism model.

2.2 A simple test model: the particle in a box.

Part II. The Correlated Blocks Renormalization Group.

2.3 Correlated blocks in 1D.

2.4 CBRG in practice.

2.5 Wavefunction reconstruction.

2.6 Bidimensional CBRG.

2.7 Selfreplicability.

2.8 Bibliography.

3. Density Matrix Renormalization Group Algorithms :::::::::::::::::::::::51

Part I. DMRG for Quantum Mechanics.

3.1. The density matrix renormalization group.

3.2. DMRG algorithms for particles in a 1D potential.

Part II. DMRG, Trees and Dendrimers.

3.3. DMRG for trees.

3.4. Physics and chemistry of dendrimers.

3.5. DMRG algorithm for exciton dynamics in dendrimers.

3.6. Bibliography.

4. Multidimensional formulations of DMRG :::::::::::::::::::::::::::::::83

4.1. Longrange formulation of DMRG.

4.2. Puncture renormalization group.

4.3. 1D Implementation and numerical results.

4.4. PRG analysis for 2D and 3D lattices.

4.5. Warm ups for PRG.

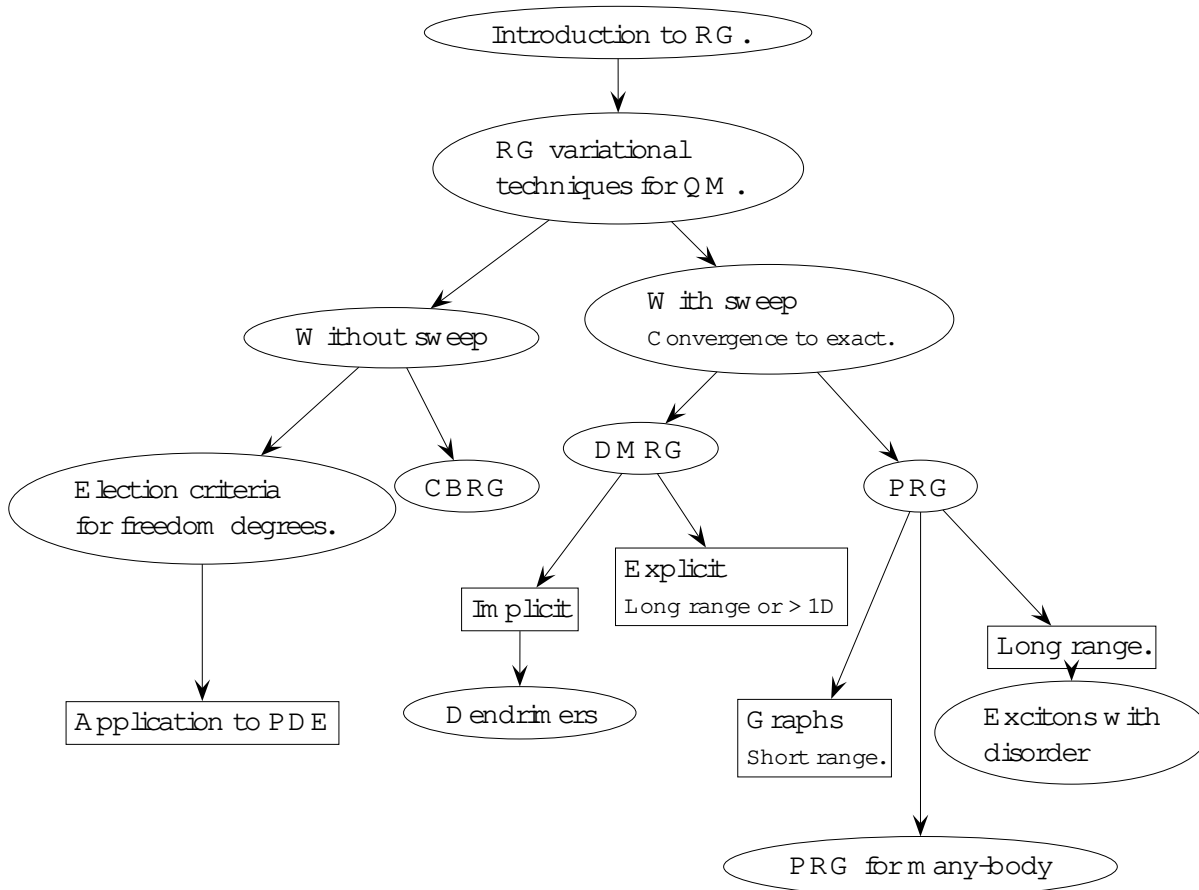
4.6. Blocks algebra.

4.7. Towards a manybody PRG.

4.8. Application of PRG to an exciton model with disorder.

4.9. Bibliography.

5. A RSRG approach to field evolution equations	119
5.1. Introduction.	
5.2. RSRG formalism for field evolution prescriptions.	
5.3. Cells (overlapping truncators).	
5.4. Applications and numerical results.	
5.5. Towards a physical criterion for truncation.	
5.6. Bibliography.	
Conclusions and Future Work	137
Appendices	139
A. The laplacian on a graph.	
B. Computational issues.	
C. Asymptotics of the discrete heat equation.	
D. Fast Gram-Schmidt procedure.	
E. Scaling dimension associated to the energy.	
Glossary	151



Preface.

Scientific Aspects.

The "real space renormalization group" concept unites many of the reasons for which I like mathematical physics. It is a key tool (and shall remain so) in the explanation both of fundamental laws of Nature and human scale physics. The basic idea is accessible to high school students and, at the same time, deep enough to put forward some of the hardest conceptual problems we are facing.

The bet for the real space renormalization group is at the heart of a certain world view as something fundamentally intelligible. This new physics aspires to be a construction game: blocks, cells, graphs... discrete geometry and analysis as the basis of the explanation of magnetism, elementary particle physics, chemistry, cosmology or turbulence. This view would result too naive if the scales interaction and fractal geometry were not taken into account. They endow this view with the necessary complexity.

Computers are the new tool, and programming the new algebra. But intelligence must stay as the guide, and we should not allow the tools to become the crutches of thought. I.e.: the ideas must be clear, every step in a computation must be deeply understood and meaningful ("never make a calculation whose result you do not know"). When we are able to write an efficient algorithm to predict a physical phenomenon, the reason is that we understand it well. When a problem is solved through computational "brute force", physics have failed.

Methodological aspects.

All computations in this thesis have been carried out with our own programs or with free software. The usage of proprietary programs is, for the present author, incompatible with scientific work. It is equivalent to the usage of mathematical formulae whose proof is not accessible to us. Programs have been written under LINUX in the C and C++ languages (with Emacs) for the GNU compilers. Libraries were written (see appendix B) for the usage of matrices, graphs, screen (X11) and printer (PostScript) graphics managers... which shall be released to the public domain in due time. This thesis is written in pure TeX, and its format was designed by the author.

Internet is changing the social aspects of physics. It has already removed many spatial barriers to scientific communication, and is now weakening the most powerful institutional burden: scientific journals. As a tiny contribution, all our papers have been sent to the Los Alamos, including this thesis.

Acknowledgements.

I have made most of this thesis while working as a mathematics, physics, computer science, biology, geology, chemistry, technology and astronomy teacher in public high schools (IES Ignacio Ellacur a (Alcorcón), IES Galileo Galilei (Alcorcón), IES Cardenal Cisneros (Madrid), IES Rayuela (Mostoles) and IES Arquitecto Peridis (Leganes)). I can't help reminding some of my fellow teachers for encouraging me not to leave research, and my students for their confidence and their ease to get illusioned. On the other hand, I must remark the tremendous bureaucratic barriers in the (luckily few) times I have required support from the Spanish Academic Administration.

This thesis was written between the Instituto de Matemáticas y Física Fundamental of the CSIC and the Dpto. de Física Teórica of the UCM in Madrid. I must say that they both have been kinder to me than it was their strict duty, and have made my work a lot easier despite the lack of any contractual relation.

Panic to forget important names prevents me from writing a list of all the friends which have contributed with their encouragement and time to this work. I owe to my family my affinity for mathematics, critical thought and confidence on reason (special mention to my grandfather), along with an overload of intellectual honesty which shall do no good to me.

In the scientific domain, I would like to thank my supervisors (German Sierra and Miguel Angel Mart n-D elgado) for their tolerance with my dispersion and heterodoxy. I also thank Rodolfo Cuerno for his patience in long discussions and Andreas Degenhard (the ghther) for his confidence. A special position, both in personal and scientific issues, is for Silvia Santalla: without her enthusiasm and ingenuity this thesis would have never been completed.

The point is that, although it is already written, I do not yet know what is exactly a thesis and what is expected from it. Between the alternative of putting together the papers with a staple along with a brief introduction, and writing the text I would like to read if I were a recent graduate getting into the eld, I have chosen the second alternative. It has taken more time and efforts than I intended, but I hope it has been worth. I beg the examination board not to feel offended when reading of too obvious things...

Madrid, November 2001.

Javier Rodríguez Laguna.

Instituto de Matemáticas y Física Fundamental (CSIC).

C / Serrano, 123. 28006 Madrid.

E-mail: javirl@sisifo.imaaff.csic.es

1. Introduction

Synopsis.

- 1.1. New techniques for new questions.
- 1.2. The scale axis and the renormalization group.
- 1.3. Blocking physics.
- 1.4. Brief history of the renormalization group.
- 1.5. Plan of this work.
- 1.6. Bibliography.

The present chapter consists of a non-technical introduction to the RealSpace Renormalization Group (RSRG) and the associated mathematical-physics concepts. There are no new results, although the exposition is original. The purpose is merely to make the whole work as self-contained and accessible to the non-specialist as possible.

1.1. New Techniques for New Questions.

It may be argued that the biggest renewal movement in theoretical physics since the middle of the past century has been the relevance of the analysis of complex systems whose basic rules are known. Nowadays, almost all research fields involve the study of systems with many (maybe infinite) degrees of freedom. A fast survey of the key problems range from the large-scale structure of the Universe [KT 90], [PEB 80], high critical temperature superconductivity [GMSV 95], hydrodynamical turbulence [FR 95], [MY 65], surface growing phenomena [BS 95] or quark-gluon plasma physics [DGM 97].

It is probably excessive to assert that complex phenomena physics involves a new scientific Weltanschauung¹. But, nevertheless, it is important to acknowledge the truth contained in the proposition:

There are new methods: doing physics involves different jobs than before. Maybe the most

¹ From German: world view.

important one is the extensive usage of computers.

There is a new series of "paradigmatic examples" about what is an appropriate answer to a problem. We may cite the solution to the 2D Ising model by L. Onsager [FEY 72], the renormalization group analysis of the Kondo problem by K.G. Wilson [WIL 75], the turbulence theory of A.N. Kolmogorov [K 41] or the application of the density matrix renormalization group to the problem of the particle in a box [WHI 98].

The questions considered to be relevant have also changed. Thus, e.g., the precise prediction of the power law according to which the specific heat of a ferromagnet diverges as it approaches Curie's point is considered to be a great success even if the position of that temperature is not quite accurate [BDFN 93].

The massive usage of computers has had a great influence. A problem is considered to be well solved when a fast and correct computational algorithm has been provided which allows the precise calculation of physical observables. A greater importance is being assigned to discrete methods in physics, which were almost completely forlorn. Although traditional mathematical analysis was developed in parallel with discrete analysis², it was abandoned during the XV III and X IX centuries but for a few geniuses such as Leonhard Euler or George Boole [GKP 89].

Some of the most important physicists of the era previous to this stage, to which they greatly contributed (such as, e.g. L.D. Landau), were against the expansion in the usage of computers. In a certain sense, they were right. During the technological explosion which, since the 70's, took computers to the physics departments all over the world, the physical and mathematical insight was abandoned to some extent for the mere computer-aided exploration of solutions to problems. The incredible boost in the capacity of the computers allowed many researchers to neglect their algorithms. Many problems were out of reach of their computational power, but the number of those which might be tackled was so big that this did not constitute a serious problem.

But a parallel movement was being started. The idea that the search for computer algorithms to solve problems in physics was as respectable as it had been the search for solution methods for differential equations, was getting mature.

1.2. The Scale-Axis and the Renormalization Group.

The Scale-Axis.

The new problems in physics are characterized by the great number of degrees of freedom. Their objects of study are extended systems, whether spatial and/or temporally, which have a basic scale of actuation at which its dynamical rules are simply determined³.

Unfortunately (or maybe not so) the observation scale is always much greater than the basic scale, and an amount of non-trivial phenomena appear which are believed to be direct consequence of the physics at the basic scale. The search for these basic rules belongs to another "scientific

² Newton's interpolation formula is considered the discrete analogue of Taylor's expansion, and both are not too distant in time [KLI 72].

³ The contents of this section can be checked in any of the basic books on RSRG [BDFN 93], [GOL 93], [CFP 92]. Nevertheless, the presentation is new and the terms basic scale and observational frame are original.

program", which was preponderant in the first half of the past century.

No observational device can have infinite resolution or infinite range. Therefore, each description of a physical system must always be labelled by a minimum scale (the grain-size of the film) and a maximum scale (the plate-size). In the quantum field theory nomenclature, these parameters are respectively called "ultraviolet-cut" (UV) and "infrared-cut" (IR).

Let us, therefore, define an observational frame to be a reference frame (whether Lorentz or Galilei), along with the specification of the ranged scales. The analogy with a magnifying glass may be interesting [GAW 96].

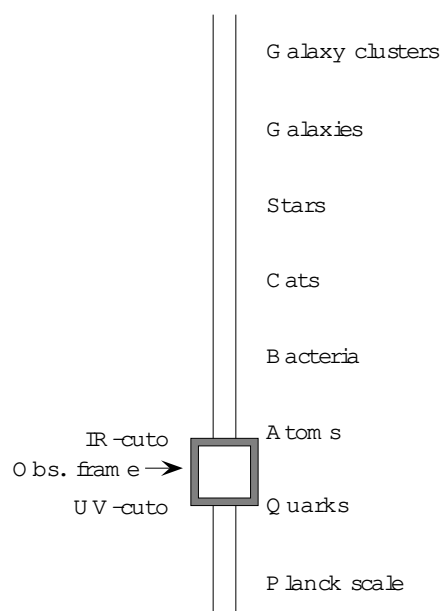


Figure 1. An observational frame which is carefully placed for the examination of atomic nuclei.

The fundamental frame shall be the one which contains the scales immediately above and below the basic scale. A translation in the scale-axis is, therefore, a movement of the observational frame as a whole. This operation is usually termed a Renormalization Group Transformation (RGT).

When the basic scale has long been surpassed, no new physics is supposed to appear. Thus, the dynamics is simply "transported" along the scale-axis from its focus by a set of propagators.

The Renormalization Group.

We might characterize the dynamics seen at an observational frame different from the fundamental one as an "effective" or "renormalized" dynamics. This new dynamics might have the same form as the original one, and differ only in the values of some parameters. In general, it is illicit to make this supposition.

Even so, we shall describe one of those textbook examples in which everything works properly: the Ising model [LEN 20], [SI25] which explains ferromagnetism in uniaxial magnets. It only contains classical spins which are either parallel or anti-parallel to a given fixed axis. It is a model with only two parameters at the basic scale: the coupling strength between neighbour spins

(attempting to order the system) and temperature (attempting to disorder it)⁴.

Any physical magnitude defined at the basic scale may be "translated" along the scale (axis) by the RGT. During its displacement, the relevance of the given element is either diminished or boosted. In the first case it shall be termed an irrelevant element, while in the second case it shall be said to be relevant⁵.

Physics observed with the naked eye is so far away from the basic scale that the RGT are usually allowed to reach a fixed point. I.e.: advance until the relative importance of the different elements of the dynamics is invariant under the transformation⁶.

The fixed point may yield a trivial dynamics if only one of the elements is relevant. Thus, in the Ising model of ferromagnetism, if only the coupling between spins is relevant, the phase shall be magnetized and homogeneous. On the other hand, if only temperature is relevant, then the phase shall be disordered.

Critical points.

The fixed point can be much more interesting. Being invariant under scale changes, they may have non-trivial fractal properties [DUP 89], [KRO 00], and in that case the system is said to be at a critical point. No deterministic fractals are involved (such as the Mandelbrot set or the Sierpinski triangle), but statistical ones. In other words: the probabilities for different configurations have scale invariance properties.

The term "fractal" was coined by Benoît Mandelbrot [MAN 82] so as to unify a big number of explanations to physical phenomena which were characterized by a wide range of scales for which either dynamics or geometry was self-similar. Certainly, the study of fixed points of the RGT is a powerful tool in the explanation of the origin of fractal structures in Nature.

In the Ising model example, the magnet at Curie temperature (its critical point) presents domains with either up or down magnetization, which are themselves splashed with smaller domains which themselves... and so on ad infinitum. The system has a hierarchy of domains, which makes it highly susceptible. Being all scales strongly coupled, local changes are greatly magnified. Thus, a small external field may impose a global magnetization on the system quite easily.

Critical phenomena, i.e., phenomena with a certain scale-invariance, are ubiquitous in the real world. Although the discussed example has been a phase transition in an equilibrium statistical model, there are many models far from equilibrium which present self-organized crisis⁷. Beyond continuous phase transitions (without latent heat), the self-gravitating media [FEB 80], turbulence [FRI 95], granular media movements [BTW 88], polymers in solution [GEN 72], surface roughening [BS 95], etc.

Moreover, it should not be surprising that the mathematics of scale invariance is an essential tool for the theories on the fundamental constituents of matter [COL 85], [KOG 79]. In fact, as it is

⁴ As a matter of fact, there is only one parameter, which is the ratio of these two. Nevertheless, it is preferable to state it in these terms.

⁵ Of course, marginal elements which neither increase nor decrease may also exist, and are usually rather difficult to analyze.

⁶ This really means to take the thermodynamic limit.

⁷ The word "criticality", albeit widely used, is not correct. The term "crisis" is more appropriate.

explained in 1.4.II., it was in that field where the term "Renormalization Group" was born.

Critical Exponents and Universality.

At the critical point there are many physical magnitudes which diverge. For a phase transition those might be e.g. susceptibility, specific heat, etc. These are physically meaningful divergences, and in many cases are related to the inability of Euclidean measures to capture a fractal phenomenon (see [DUP 89] and [KRO 00]). In other terms, they diverge for the same reason as the length of a coast does, and in the similar way: because a 1D measure is not appropriate. The length of a coast only diverges when there is either no highest or no lowest scale, and similarly the magnitudes at a critical point only diverge for an infinite system.

In order to characterize the magnitude of these divergences, power laws are appropriate: $F \sim t^{-\alpha}$, where F is the observable, t is a variable which is zero at the phase transition (e.g.: reduced temperature) and α is what we shall call a critical exponent.

Critical exponents may be obtained from the RG T. The procedure starts with the obtention of the fixed points of the transformation for a given physical system. Afterwards, the neighborhood of the fixed points is carefully studied. Obviously, only the relevant elements of the dynamics shall be important in the computation.

Universality is almost trivial after the previous remarks. If two physical systems share all the relevant variables and differ only in the irrelevant ones, they must share critical exponents and they will enter the same universality class. Thus, in the ferromagnet example, the crystallization type of the lattice, the chemical aspects of the atoms, etc. happen to be irrelevant. Therefore, all ferromagnets have the same critical exponents. Moreover, models as different beforehand as the "mixing/non-mixing" phase transition between CH_3OH and C_6H_{14} , the "superfluid/normal fluid" transition for ^3He and many others share the essentials of the ferromagnet transition and fall into the same universality class.

Experience shows that the "essentials" for a phase transition (i.e.: the variables labelling universality classes) are merely the dimensionality of the configurational space and that of the order parameter (i.e.: the field which is zero at the disordered phase and non-zero at the ordered one).

1.3. Blocking Physics.

Spin Blocks.

The basic idea of Kadano [KAD 66] is the image which is kept in mind by any practitioner of RG techniques: the spin blocks. Figure 2 shows a square lattice of spins with three levels of block composition on it.

The fundamental operation is the composition of spins to form blocks, and the fundamental idea is that "a spin block behaves, to some extent, in the same way as a single spin does"⁸. A description of the system in terms of blocks instead of spins only requires an appropriate change in the coupling constants.

⁸ Hence the quotation for this work.

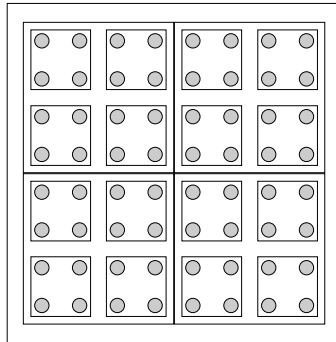


Figure 2. A square lattice of 8×8 spins with three levels of composition of blocks superimposed. Each level corresponds to a RG step in Kadano's approach.

Unfortunately (or perhaps not so) that bucolic image is impossible to implement in practice. In many cases the effective description of a system in terms of spin blocks is possible, but at the expense of introducing new interactions between them which were not present beforehand. These new interactions, at the next step, might require even more interactions and so on ad nauseam. Some theories are exactly renormalizable (among them all the interactions considered to be fundamental except gravitation), and many of them are approximately renormalizable. I.e.: they allow the application of the RG to a good precision with the inclusion of a small number of extra interactions.

Once the set of interactions which is approximately closed under RG has been delimited, it is only needed to find which is the appropriate change in the coupling constants. A parameter space is established with them all, and the RG has a "realization" on it as a flow. This flow has probably some fixed points which, as it was discussed in the previous section, determine the macroscopic physics of the system.

In this text we shall not enter the rather interesting theory of fixed points of the RG and the determination of the critical exponents from the study of the flow around them. This work is heading in other direction.

How to Make up a Block.

In spite of the conclusions which might be drawn from the previous section, the formation of a block from its constituent spins is not a straight-forward procedure. In physical terms, we must determine which are the variables which will characterize the block.

Let us consider an Ising-like model with two states per spin ($+1$ and -1) and the formation of blocks, as in figure 2, through the composition of four neighboring spins making up a square. If the block spin must be an Ising spin again, it must take a value $+1$ or -1 . How should that value be chosen?

Through decision: the value of the upper-left spin is chosen (for example). It seems to be an arbitrary method, but there are suitable techniques for its realization.

Through majority: the sign of the sum of all the spins is chosen. It has one inconvenient: it does not provide a rule when the block magnetization is null. In that case, adopt a random value.

The inconvenient of the majority rule is solved if the restriction of Ising spins is lifted, and the

adoption of arbitrary values for the spin is allowed. In that case, the rule shall also be simple: take the average value of the spins of the block (or the total spin, which is equivalent modulo a scaling factor).

A different way to focus the problem may provide some insight. From the four original degrees of freedom (see again §. 2), RG must choose a single one. According to the majority rule, it shall be the mode which is homogeneous on all four spins. Therefore, the system is projected on the degrees of freedom which are homogeneous for scales below the block size (which becomes a new UV cutoff).

Is it necessary to choose precisely that degree of freedom for the block? By no means. An interesting option, which shall appear to have utmost importance for the rest of this work, is the adoption of different degrees of freedom for each block, depending on their circumstances (e.g.: distance to the border, values of some inhomogeneous parameters...). Moreover, each block may be represented by more than one degree of freedom, allowing a more refined analysis.

1.4. Brief History of the Real Space Renormalization Group.

I. Prehistory

The idea of scale invariance is old and venerable in geometry. Scaling arguments were commonplace among the pythagorean school/sect (the golden section and its realizations), culminating with Euclid's proofs (see, e.g. [KLI72]). These ideas, held alive through the Middle Ages in a quasimystical disguise, had a great influence on the re-foundation of physics in the XVII. For example, Galileo [GAL1638] makes a beautiful discussion on the scaling properties of animal sizes⁹. Notwithstanding, the mathematical tools of the rationalist era, early algebra and analysis, were not well suited to deal with problems with many scales. The appropriate tools may have appeared only recently.

Until the end of the XIX century, scaling arguments were not common in physics. Fluid mechanics ([MY65], [FRI95]) is a classical source of successful scaling hypothesis. The idea of Osborne Reynolds about considering velocity fluctuations in a flow as the generators of an "effective viscosity" is probably one of the first examples of a parameter renormalization in the modern sense. Moreover, the qualitative image of Lewis F. Richardson (1922) about turbulence¹⁰ was converted by Andrei N. Kolmogorov (1941) [K41] into a quantitative theory of a surprising success.

By the beginning of the past century, acoustics and biophysics had already generated a great amount of such kind of arguments, although most of them were merely empirical [SCH91].

⁹ E.g., if an animal doubles its size, its weight is multiplied by eight, while the section of its bones is only multiplied by four, rendering it unstable.

¹⁰ Lewis F. Richardson was a peculiar meteorologist with a strong intuition and unorthodox expressive means. He paraphrased a poem by Jonathan Swift [MY65]:

Big whorls have little whorls,
which feed on their velocity;
and little whorls have lesser whorls,
and so on to viscosity (in the molecular sense).

The last decades of the XIX century saw the rebirth of the attempts to explain human scale phenomena on the basis of the movement and interactions of atoms¹¹: kinetic theory and statistical physics. On the other hand, the predominant scientific philosophy was positivism, which proclaimed that deep understanding was not a main objective of physics, and discarded atoms as unnecessary¹². Albert Einstein was partly guided by scaling arguments in his search for a diffusion theory [EIN 05], whose importance is similar to his other two 1905 papers, since it destroyed the opposition to the atomic hypothesis and statistical physics.

Statistical physics opened up a new mathematical problem: the study of many similar elements (molecules, spins, electrons...) which create a coercive field on their neighbours. The most immediate ancestor of the renormalization group is probably Mean Field Theory [BDFN 93], [GOL 93], which is an attempt of general applicability to understand such systems by assuming the same behaviour for all the items and searching a self-consistent solution. In other words, each element must act in such a way that its behaviour gets explained by the interaction with neighboring elements behaving as it does¹³.

Some of the prototypical examples (of great success) are Van der Waals theory of the liquid-vapour transition, Weiss theory of ferromagnetism and Hartree-Fock theory of atomic spectra [HAR 57] (which was extended to interacting electrons in solids [MAT 67]).

Mean field theory predicted a phase transition for the Ising model of ferromagnetism in any dimension. Since the theory presupposes the absence of dissent among the spins (there are no fluctuations), the higher the number of neighbours of each item is, the better it works. Specifically, in dimension 4 mean field yields exact results for many theories. But for unidimensional problems it is unable to predict that, due to geometrical scaling reasons¹⁴, there are no phase transition.

Mean field theory reached its most highly sophisticated expression with the ideas of L.D. Landau, who employed it to analyze the first great statistical theory of continuous fields which served to model a big number of phase transitions with a mere change of its parameters. V.L. Ginzburg proceeded to analyze the influence of the fluctuations and to give an applicability criterion for mean field on Landau theory. But the mathematical theory was so intricate that it was impossible to improve the approximations for the critical exponents given by mean field until the introduction of the RG.

Since the end of the XIX century a series of concepts which were later known as fractal geometry were getting mature [MAN 92], [EDG 90]. The monster collection of classical analysis (Peano curves, Weierstraß functions...) along with the insightful comments of Henri Poincaré on the nature of non-integrability, the measure theory of Felix Hausdorff (which includes non-integer dimensions) joined the powerful intuition of Benoît Mandelbrot to create a geometric frame which has proved to be better suited than the old euclidean scheme for the understanding of phenomena with many scales¹⁵.

¹¹ We have said rebirth because yet Plato's "Timaeus" was the first textbook on that subject [PLA 360 B.C.].

¹² It is said that Ludwig Boltzmann committed suicide partly because of the reject by Ernst Mach and his school.

¹³ Act in such a way that your behaviour may serve as a general rule: the kantian categorical imperative provides an interesting analogy within ethics [KAN 1788].

¹⁴ The frontier of a unidimensional region has a magnitude which is independent of its size. Thus, if a fluctuation is created with downwards spins in the middle of a sea of upwards spins, the cost is the same whether it is small or big. These fluctuations destroy any possibility of ferromagnetism (long range order) at any finite temperature.

¹⁵ Perhaps it is worth to notice Mandelbrot's comment [MAN 82] on the fact that it was UV catastrophes which

II. The Archaic Age.

RG made its appearance in a rather different disguise as it is known today. An article of E.C.G. Stueckelberg and A. Petermann in 1953 and another one by M. Gell-Mann and F.E. Low in 1954 [SP 53], [GML 54] opened the field, reaching maturity with the text of N.N. Bogoliubov and D.V. Shirkov in 1959 [BOG 59].

These original works were dedicated to the elimination of infinities in quantum field theories through the "renormalization" (change, adaptation) of the physical parameters of the system. They were posteriorly accused of lack of insight. In words of Kenneth Wilson [WIL 75], "the worse feature of the standard renormalization procedure is that it is a purely mathematical technique for subtracting out the divergent parts of integrals in the continuum limit. It gives no insight into the physics of the statistical continuum limit".

The interpretation of the RG for quantum field theories in terms of scale invariance (or its lack thereof) was carried out by C.G. Callan [CAL 70], K. Symazik [SYM 70] and K.G. Wilson himself, around 1970, opening the path to the new era.

The archaic era provided us with a great amount of notation, beginning with the very term "renormalization group". Despite the general consensus on the inappropriateness of the term, it is sure that there is no general agreement about the necessity of a change or the direction it should take.

III. The Golden Age.

The main actors appear into stage around the middle sixties. In 1966, in a short-lived journal called Physics, Leo P. Kadano [KAD 66] proposed the transformation of spins into block spins for Ising-like models and proved that this transformation explains some (so far) empirical relations among the scaling exponents.

The honour of converting the idea into an efficient computation method corresponds to Kenneth G. Wilson. In 1971 he published two consecutive papers [WIL 71A] and [WIL 71B]. The first one recasts Kadano's theory in differential form, rendering it more suitable for mathematical analysis. The second one anticipated wavelets [LEM 89] in more than a decade, and used them to analyze Ginzburg-Landau's model. It constituted an intermediate step between RSRG and the more developed Momentum Space RG.

The early RSRG techniques were successfully applied to the 2D Ising model (see, e.g., Niemeyer and Van Leeuwen [NVL 73]). In 1974 Wilson solved the Kondo problem, which dealt with the effect of a magnetic impurity on the conduction band electrons of a metal [WIL 75]. He remarked that "it was the first example where the renormalization group program had been carried out in full". His solution was based on the division into shells of the whole lattice around the impurity, in such a way that the further a shell was from the center, the nearer to the Fermi surface the electrons were supposed to be¹⁶. Shells were integrated in an iterative way, starting from the center, so the external ones only saw the impurity sheltered by the inner shells (reminding somewhat of Gauss' theorem). It is important to remark that the solution required a strong amount of numerical computations (in 1974 terms) and it was considered to be a great success with an error in the

killed both classical physics (1900) and classical (smooth) mathematics (1875).

¹⁶ The usage of mixed real space and momentum space techniques is one of Wilson's great ideas. Electrons which are far away from the impurity only contributed to the magnetic susceptibility (his main target) if they were so near to the Fermi surface that their ability to be excited could compensate.

observables of a few percent.

It was also in 1974 when Leo Kadano and his collaborators worked out the first results for one of the most significant problems: the 2D and 3D Ising model [KAD 75] [KH 75]. An advance of an extraordinary significance for the applicability of the RG to the computation of the critical exponents of phase transitions was the Migdal-Kadano transformation. It is a variational relation between the free energies of two lattices which differ only in the position of some bonds, as it can be seen in figure 3.

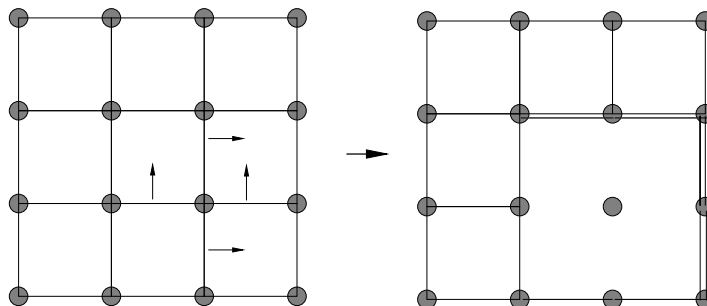


Figure 3. Migdal-Kadano transformation. Moving the marked bonds in the given directions leave an unlinked site.

The right side lattice in figure 3 has a spin site which is completely isolated, and hence its contribution is trivial. The free energy of the right lattice is a lower bound for the free energy of the primitive lattice. Although the transformation was initially developed by A.A. Migdal in 1976 [MIG 76], it was the interpretation given by L.P. Kadano in terms of moving bonds which made it popular [KAD 76].

By the end of the 70's the idea of developing the RSRG as a non-perturbative computational method to obtain results for quantum field theories was getting mature. Some groups working in parallel, one in the United States (Dwy 76], [Dwy 77], [DSW 78], [DW 78], [SDQW 80]) and others in the Netherlands and Paris ([BCLW 77], [PJP 82]) developed similar techniques. The first one had as their target the low energy properties of quantum chromodynamics (QCD), meanwhile the others focused principally in condensed matter many-body theories.

The method was baptized as the Blocks Renormalization Group (BRG). A detailed explanation may be found in chapter 2, but the general idea deserves to be exposed here succinctly. The objective is to obtain variationally the lower energy states of bigger and bigger blocks using as Ansatz the lower energy states of the smaller ones.

In 1982 Kenneth G. Wilson was awarded (in solitary) the Nobel prize for his RG solution to the Kondo problem. It is interesting to notice that by that time RSRG was going through an impasse, since the results of the previously stated applications to QCD and condensed matter physics were not as successful as it was hoped. On the other hand, big computer facilities allowed the implementation of massive Quantum Monte-Carlo [BH 92] algorithms to solve some of the same problems. Thus, RSRG was slowly abandoned.

By the same time, the ideas of scale invariance had already invaded the theoretical analysis of quantum field theories (Callan-Symanzik equations, scaling anomalies...) [COL 85], [ITZD 89].

Practical Monte-Carlo calculations for lattice field theories required the conceptual apparatus of RG to take the "statistical continuum limit", as Wilson had foreseen.

IV. The Scholastic Age.

The (relative) abandonment by the groups which were mostly interested in the obtention of numerical results left the field ready for deeper theoretical analysis. Through the 80's a series of algebraic and conceptual techniques were developed which helped to understand the RSRG process.

Touching briefly a topic which surpasses this brief introduction we shall remark the analysis of Belavin, Polyakov and Zamolodchikov in 1984 [BPZ 84], [TZD 89], which issued the idea that 2D universality classes might be thought to be linked to representations of an algebra derived from RG¹⁷ in their work on 2D Conformal Field Theories (CFT)¹⁸. This work triggered an avalanche of activity, mainly due to the interest which in a few years was unleashed by string theory¹⁹. The application of CFT and, afterwards, of quantum groups to the problems of statistical physics was a task which, although originated at this time, was matured only through the decade of the 90's [GRS 96].

V. The Industrial Age.

Numerical methods and theoretical ideas which had "something" in common with RSRG had been developing in parallel with it. This proves that the main idea was mature and needed, both technical and theoretically. Among the most applications (oriented ideas we may cite multi-grid methods [PTVF 97], among the most theoretical, quantum groups or conformal field theories [GRS 96] and among the mixed ones, wavelets theory [LEM 89] and multi-fractal analysis [FRI 95].

Quantum Monte-Carlo (QMC) method, which had displaced RSRG by the beginning of the 80's, had serious problems when applied to critical phenomena. Beyond the strong requirements on CPU time, memory and the so-called critical slow-down (which made the convergence of the observables despairingly slow in the vicinity of a critical point), it suffered from the sign problem [BH 92].

QMC is based on the conversion of a quantum problem into an equivalent classical equilibrium one through use of the Trotter-Suzuki formula (Feynman and Hibbs [FH 65] established the analogy between a partition function and a path integral, while Suzuki [SUZ 76] converted it into a useful formula²⁰). The sign problem is related to this conversion in the case of fermions: the method yields absurd results, such as negative "ghost-like" probabilities. Although some tricks were developed, very scarce progress was made during the 80's.

¹⁷ Scaling exponents would be universal in the same sense as spins for different particles are, since J^2 is a Casimir invariant of $SU(2)$. The appropriate algebra is called after Virasoro.

¹⁸ Conformal transformations are all those which conserve angles locally, though not necessarily distances. Scale invariance along with translational, rotational and under inversion yields full conformal invariance. In 2D, conformal invariance is special because, since any complex analytic function determines a conformal transformation, the group has infinite dimension.

¹⁹ Quantum String Theory's [GSW 87] main job is to "count" all possible surfaces which start and end at given curves. The necessity to avoid repetition forces to take that sum modulo re-parametrizations. That led the practitioners to the study of CFT.

²⁰ The relation between quantum systems in dimension d and classical equilibrium systems in $d+1$ seems to require a more fundamental explanation.

These disappointing results made some numerically inclined researchers turn their eyes again to RSRG.

The success of Wilson's computation had never been repeated. Kondo's problem (and, in general, in purity problems) is, in some sense, special: it consists of a single source of interaction; each added shell is further away from it and, therefore, interacts more weakly.

Wilson himself had proposed, in an informal talk in 1986, to try a very simple problem in order to understand the failure of the RSRG: the problem of a spinless particle in a 1D box studied with quantum mechanics [WH199]. A few people from the public, among them Steve R. White, undertook the project.

This problem had the advantage of its simplicity and, moreover, it seemed to include all the elements which made the RSRG fail for more sophisticated problems. In effect, the blocks method (also known as BRG) obtained variationally the lowest energy states of the system using as Ansatz for the wave-functions the approximations which were obtained for the smaller blocks. Unfortunately (or maybe not so) the energies were incorrect by some orders of magnitude for big blocks, and did not scale properly.

In 1992 S.R. White, after some unfruitful attempts²¹, arrived at the satisfactory solution. The reason for which BRG did not work correctly with the particle in a box was that the block was isolated from its neighbours. White observed that the low energy states from the small blocks are, in many cases, quite bad bricks for building the low energy states of bigger blocks (see figure 5 in chapter 2).

The best states to be chosen may not necessarily correspond to the lowest energy states. Let us consider, e.g., two blocks and two sites in 1D as are depicted in figure 4. The ground state is found for the full system and it is projected on the left and right parts (left block + site, right block + site), providing us with new blocks (which have one more site) and which constitute good bricks to continue growing.

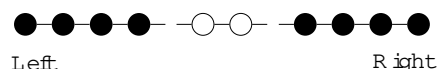


Figure 4. Two blocks of several spins, and two intermediate sites which shall be swallowed by the blocks.

The projection is carried out with the help of a density matrix, which provides the name of Density Matrix Renormalization Group (DMRG), profusely described at chapter 3.

DMRG has reached numerical precision which is not only much higher than any one obtained with BRG, but also surpasses Wilson's solution to the Kondo problem. It has some handicaps, since it is based upon the left-right distinction. This makes precision diminish drastically in higher dimensions.

At this point the historical exposition comes to an end in order to leave the stage for the explanations on our own work on this field.

²¹ There was a successful method among the ones tried by Steve White and Reinhard Noack, but it was impossible to generalize. It used as "bricks" states from the blocks created with different boundary conditions.

1.5. Plan of this Work.

Chapter 2 exposes a modification of the Blocks Renormalization Group (BRG) which allows to analyze correctly quantum-mechanical problems both in 1D and 2D. This technique is called Correlated Blocks Renormalization Group (CBRG). Most part of the material of this chapter is taken from the paper of M. A. Martín-Delgado, J. Rodríguez-Laguna and G. Sierra [MRS 95], albeit some ideas are exposed here for the first time.

The third chapter describes in detail the application of the DMRG for problems in quantum mechanics, both for 1D systems and for any kind of tree-like structure. As an application with technical interest, the excitonic spectrum of some macromolecules with fractal properties called dendrimers is obtained. Most part of the contents of this chapter is published in [MRS 00B], from the same authors, and the references therein.

The standard formulation of the DMRG must necessarily distinguish between left and right, which is inappropriate for multidimensional systems. In order to analyze these, the Punctures Renormalization Group (PRG) was introduced, which is extensively described in chapter 4. The exposition is based on that of [MRS 00A], from the former authors, but an application to the problem of localization in disordered excitonic systems is provided, taken from [DLMS 01], along with some reflections on the possibility to extend the method to many-body problems.

The formerly exposed methods are suitable for application to the analysis of numerical methods for partial differential equations. Two RSRG methods for the improvement of the efficiency of numerical algorithms, one based on the overlapping of cells and the other on more physical criteria, are developed in chapter 5. The source is the papers of A. Degenhard and J. Rodríguez-Laguna [DRL 01A] and [DRL 01B].

Each chapter has a bibliography attached. This work ends with six appendices and a glossary of important terms, either classical in the literature or introduced in our work.

1.6. Bibliography.

- [BCLW 77] H.P. van de Braak, W.J. Caspers, C. de Lange, M.W.M. Willemsse, The determination of the ground-state energy of an antiferromagnetic lattice by means of a renormalization procedure, *Physica A*, 87, 354-368 (1977).
- [BDFN 93] J.J. Binney, N.J. Dowrick, A.J. Fisher, M.E.J. Newman, The theory of critical phenomena. Clarendon Press (1993).
- [BH 92] K. Binder, D.W. Heermann, Monte Carlo simulation in statistical physics, Springer (1992).
- [BOG 59] N.N. Bogoliubov, D.V. Shirkov, The theory of quantized fields, Interscience (1959).
- [BPZ 84] A.A. Belavin, A.M. Polyakov, A.B. Zamolodchikov, Infinite conformal symmetry in two-dimensional quantum field theory, *Nucl. Phys. B* 241, 333-380 (1984).
- [BS 95] A.L. Barabasi, H.E. Stanley, Fractal concepts in surface growth, Cambridge U.P. (1995).
- [BTW 88] P. Bak, C. Tang, K.W. Wiesenfeld, Self-organized criticality, *Phys. Rev.* 38, 364-374 (1988).
- [CAL 70] C.G. Callan, Broken scale invariance in scalar field theory, *Phys. Rev. D* 2, 1541-47 (1970).
- [CFP 92] R.J. Creswick, H.A. Farach, C.P. Poole Jr., Introduction to renormalization group methods in physics, John Wiley & Sons, (1992).

- [COL 85] S. Coleman, *Aspects of symmetry*, Cambridge U.P. (1985).
- [DGMP 97] A. Dobado, A. Gomez-Nicola, A. Maroto, J.R. Pelaez, *Effective lagrangians for the standard model*, Springer (1997).
- [DLMRS 01] F. Domínguez-Adame, J.P. Lemaître, V.A. Malyshev, M.A. Martín-Delgado, A. Rodríguez, J. Rodríguez-Laguna, G. Sierra, *Absence of weak localization in two-dimensional disordered Frenkel lattices*, available at cond-mat/0201535 and J. Lum. 94-95, 359-363 (2001).
- [DRL 01A] A. Degenhard, J. Rodríguez-Laguna, *A real space renormalization group approach to field evolution equations*, cond-mat/0106155 and Phys. Rev. E 65 036703 (2002).
- [DRL 01B] A. Degenhard, J. Rodríguez-Laguna, *Towards the evaluation of the relevant degrees of freedom in nonlinear partial differential equations*, cond-mat/0106156 and J. Stat. Phys. 106 5/6, 1093 (2002).
- [DSW 78] S.D. Drell, B. Svetitsky, M. Weinstein, *Fermion field theory on a lattice: variational analysis of the Thirring model*, Phys. Rev. D 17, 2, 523-36 (1978).
- [DUP 89] B. Duplantier, *Fractals in two dimensions and conformal invariance*, Physica D 38, 71-87 (1989).
- [DW 78] S.D. Drell, M. Weinstein, *Field theory on a lattice: absence of Goldstone bosons in the U(1) model in two dimensions*, Phys. Rev. D 17, 12, 3203-11 (1978).
- [DWY 76] S.D. Drell, M. Weinstein, S. Yankielowicz, *Strong coupling field theory I. Variational approach to ϕ^4 theory*, Phys. Rev. D 14, 2, 487-516 (1976).
- [DWY 77] S.D. Drell, M. Weinstein, S. Yankielowicz, *Quantum field theories on a lattice: variational methods for arbitrary coupling strengths and the Ising model in a transverse magnetic field*, Phys. Rev. D 16, 1769-81 (1977).
- [EDG 90] G.A. Edgar, *Measure, topology and fractal geometry*, Springer (1990).
- [EIN 05] A. Einstein, *Über die von der molekularkinetischen Theorie der Wärme geforderte Bewegung von in ruhenden Flüssigkeiten suspendierten Teilchen*, Annalen der Physik 17, 549-560 (1905).
- [FEY 72] R.P. Feynman, *Statistical Mechanics: A Set of Lectures*, Addison-Wesley (1972).
- [FH 65] R.P. Feynman, A.R.H. Hibbs, *Quantum Mechanics and Path Integrals*, McGraw-Hill (1965).
- [FRI 95] U. Frisch, *Turbulence. The legacy of A.N. Kolmogorov*, Cambridge U.P. (1995).
- [GAL 1638] G. Galilei, *Discorsi e dimostrazioni matematiche, intorno a due nuove scienze atteneti alla Meccanica ed aiu uovi enti locali*, freely available at <http://www.liberliber.it> (1638).
- [GAW 96] K. Gawędzki, *Turbulence under a magnifying glass*, talk given at the Cargèse Summer Institute in 1996, available at chaos-dyn/9610003 (1996).
- [GEN 79] P.G. de Gennes, *Scaling concepts in polymer physics*, Cornell U.P. (1979).
- [GKP 89] R.L. Graham, D.E. Knuth, O. Patashnik, *Concrete mathematics*, Addison-Wesley Publ. Co. (1994) (First ed.: 1989).
- [GML 54] M. Gell-Mann, F.E. Low, *Quantum electrodynamics at small distances*, Phys. Rev. 95, 5, 1300-12 (1954).
- [GMSV 95] J. Gonzalez, M.A. Martín-Delgado, G. Sierra, A.H. Vozmediano, *Quantum electron liquids and High- T_c superconductivity*, Springer (1995).
- [GOL 93] N. Goldenfeld, *Lectures on phase transitions and the renormalization group*, Addison-Wesley (1993).

- [GRS 96] C. Gomez, M. Ruiz-Altaba, G. Sierra, Quantum groups in two-dimensional physics, Cambridge U.P. (1996).
- [GSW 87] M. B. Green, J.H. Schwarz, E. Witten, Superstring theory, Cambridge U.P. (1987).
- [HAR 57] D.R. Hartree, The calculation of atomic structure, John Wiley & sons (1957).
- [ISI 25] E. Ising *Z. der Physik* 31, 253 (1925).
- [ITZD 89] C. Itzykson, J.M. Drouffe, Statistical Field Theory, Cambridge U.P. (1989).
- [K 41] A.N. Kolmogorov, The local structure of turbulence in incompressible viscous fluid for very large Reynolds numbers, *Dokl. Akad. Nauk SSSR* 30, 4 (1941). Reprinted in *Proc. Roy. Soc. A* 434, 9 (1991).
- [KAD 66] L.P. Kadanoff, Scaling laws for Ising models near T_c , *Physica* 2, 263 (1966).
- [KAD 75] L.P. Kadanoff, Variational principles and approximate renormalization group calculations, *Phys. Rev. Lett.* 34, 16, 1005-8, (1975).
- [KAD 76] L.P. Kadanoff, *Ann. Phys. (N.Y.)* 100, 359 (1976).
- [KAN 1788] I. Kant, *Kritik der praktischen Vernunft*, freely available at <http://gutenberg.aol.de/kant/kritikpr/kritikpr.htm> (1788).
- [KH 75] L.P. Kadanoff, A. Houghton, Numerical evaluation of the critical properties of the two-dimensional Ising model, *Phys. Rev. B* 11, 1, 377-386 (1975).
- [KLI 72] M. Kline, *Mathematical thought from ancient to modern times*, Oxford U.P. (1972).
- [KOG 79] J.B. Kogut, An introduction to lattice gauge theory and spin systems, *Rev. Mod. Phys.* 51, 4, 659-713 (1979).
- [KRÖ 00] H. Krogger, Fractal geometry in quantum mechanics, field theory and spin systems, *Phys. Rep.* 323, 81-181 (2000).
- [KT 90] E.W. Kolb, M.S. Turner, *The Early Universe*, Addison-Wesley (1990).
- [LEM 89] P.G. Lemarie (ed.), *Les Ondelettes en 1989*, Springer (1989).
- [LEN 20] W. Lenz, *Phys. Zeitschrift* 21, 613 (1920).
- [MAN 82] B.B. Mandelbrot, *The fractal geometry of nature*, Freeman & Co. (1982).
- [MAT 67] R.D. Mattuck, *A guide to Feynman diagrams in the many-body problem*, Dover (1992). First ed. by McGraw-Hill in 1967.
- [MIG 76] A.A. Migdal, *Sov. Phys. JETP* 42, 743 (1976).
- [MRS 95] M.A. Martı́n-Delgado, J. Rodriguez-Laguna, G. Sierra, The correlated block renormalization group, available at cond-mat/9512130 and *Nucl. Phys. B* 473, 685-706 (1996).
- [MRS 00A] M.A. Martı́n-Delgado, J. Rodriguez-Laguna, G. Sierra, Single block formulation of the DMRG in several dimensions: quantum mechanical problems, available at cond-mat/0009474, and *Nucl. Phys. B* 601, 569-590 (2001).
- [MRS 00B] M.A. Martı́n-Delgado, J. Rodriguez-Laguna, G. Sierra, A density matrix renormalization group study of excitons in dendrimers, available at cond-mat/0012382, and *Phys. Rev. B* 65, 155116 (2002).
- [MY 65] A.S. Monin, A.M. Yaglom, *Statistical fluid mechanics*, The MIT press (1971). First ed. in Russian by Nauka (1965).
- [vL 73] T. Niemeier, J.M.J. van Leeuwen, Wilson theory for spin systems on a triangular lattice, *Phys. Rev. Lett* 31, 1411 (1973).

- [PEB 80] P.J.E. Peebles, *The Large-Scale Structure of the Universe*, Princeton U.P. (1980).
- [PJP 82] P. Pfeuty, R. Jullien, K.A. Penson, Renormalization for quantum systems, in *RealSpace Renormalization*, ed. by T.W. Burkhardt and J.M.J. van Leeuwen pages 119-147, Springer (1982).
- [PLA 360 B.C.] Plato, *Timaeus*, freely available at <http://perseus.mpiwg-berlin.mpg.de> both in classical Greek and English (360 B.C.).
- [PTVF 97] W.H. Press, S.A. Teukolsky, W.T. Vetterling, B.P. Flannery, *Numerical Recipes in C*, Cambridge U.P. (1997), and freely available at <http://www.nr.com>.
- [SCH 91] M. Schroeder, *Fractals, chaos, power laws*, W.H. Freeman & Co. (1991).
- [SDQW 80] B. Svetitsky, S.D. Drell, H.R. Quinn, M. Weinstein, Dynamical breaking of chiral symmetry in lattice gauge theories, *Phys. Rev. D* 22, 2, 490-504 (1980).
- [SP 53] E.C.G. Stueckelberg, A. Peterman, *Helv. Phys. Acta*, 26, 499 (1953).
- [SUZ 76] M. Suzuki, Relationship between d-dimensional quantum spin systems and (d+1)-dimensional Ising systems, *Prog. Theor. Phys.* 56, 5, 1454-69 (1976).
- [SYM 70] K. Symanzik, *Comm. Math. Phys.* 18, 227 (1970).
- [WHI 98] S.R. White, Strongly correlated electron systems and the density matrix renormalization group, *Phys. Rep.* 301, 187-204 (1998).
- [WHI 99] S.R. White, How it all began, in *Density-Matrix Renormalization* ed. por I. Peschel et al. (Dresden conference in 1998), Springer (1999).
- [WIL 71A] K.G. Wilson, Renormalization group and critical phenomena I. Renormalization group and the Kadano scaling picture, *Phys. Rev. B* 4, 9, 3174-3183 (1971).
- [WIL 71B] K.G. Wilson, Renormalization group and critical phenomena II. Phase-cell analysis of critical behaviour, *Phys. Rev. B*, 9, 3184-3205 (1971).
- [WIL 75] K.G. Wilson, The renormalization group: critical phenomena and the Kondo problem, *Rev. Mod. Phys.* 47, 4, 773-840 (1975).

2. The Correlated Blocks Renormalization Group.

Synopsis.

Part I. The Blocks Renormalization Group.

2.1 The BRG for a quantum magnetism model.

2.2 A simple test model: the particle in a box.

Part II. The Correlated Blocks Renormalization Group.

2.3 Correlated blocks in 1D.

2.4 CBRG in practice.

2.5 Wavefunction reconstruction.

2.6 Bidimensional CBRG.

2.7 Self-replicability.

2.8 Bibliography.

This chapter develops in its first part the structure of technique called the Blocks Renormalization Group method (BRG) in some detail, along with the origin of its poor quantitative (and sometimes qualitative) results. The second part contains the original work of this chapter, which is the method known as Correlated Blocks Renormalization Group (CBRG), introduced by our group in 1996 [MRS 96]. It is an extension of the BRG algorithm which repairs its deficiencies and, in some sense, respects its spirit.

Part I. The Blocks Renormalization Group.

The name Blocks Renormalization Group (BRG) is associated with one of the realizations of the blocking idea of Leo Kadanoff [KAD 66]: the obtention of the low energy spectrum of a quantum system. The main advantage of the technique is that it is non-perturbative¹. Thus, states with

¹ It is non-perturbative on the coupling constants, but it admits a perturbative expansion on the inter-blocks interaction. See [GMSV 95].

topologically non-trivial configurations and structures quite far away from the non-interacting states are equally available to the method.

It was developed by some independent groups. One of them, working at SLAC, had as their main target the low energy properties of the theories composing the standard model, specially QCD [DWY 76], [DWY 77], [DW 78], [DSW 78], [SDQW 80]. Others, working from the Netherlands and Paris, focused on models inspired in condensed matter physics, such as the Heisenberg model [BCLW 77], [JUL 81], [PJP 82].

The information contained in this first part of this chapter is not original to our work. It is included merely for completeness and to make the text as self-contained as possible. Classical reviews on these topics include [JUL 81], [PJP 82] or [GMSV 95].

2.1. BRG for a Quantum Magnetism Model.

The Ising Model in a Transverse Field.

The 1D Ising model in a transverse field (ITF) is possibly the simplest model presenting a quantum phase transition [GMSV 95]. The hamiltonian is a summation of terms like this one

$$h_{12} = \left(\frac{\sigma_1^x + \sigma_2^x}{2} \right) - J \frac{\sigma_1^z \sigma_2^z}{2} \quad ; J > 0 \quad [1]$$

with σ^x and σ^z two of the Pauli matrices. The parameters $\frac{\sigma_1^x + \sigma_2^x}{2}$ and J represent, respectively, an external magnetic field applied in the x direction and the uniaxial coupling constant between neighbour spins along the z direction. We shall assume both constants to be positive.

The problem is non-trivial because of the competition of two effects: the magnetic field attempts to align all the spins in the x direction, meanwhile the coupling constant forces them to align in the z direction. The compromise is complicated because both components of the spin do not commute. Therefore, if the σ^z eigenstates basis is assumed, the states which are aligned along the x axis (due to the external field) appear to be "disordered".

The known relation between quantum models at dimension d and equilibrium classical models at dimension $d + 1$ is exemplified in the correspondence which may be established between the 1D ITF and the 2D classical Ising model. Within it, the external magnetic field plays the rôle of a temperature (see the text by Feynman and Hibbs [FH 65] for general considerations, and the article by Suzuki [SUZ 76] for the explicit construction of that correspondence).

The development of the application of the BRG to the Ising problem in a transverse field was carried out in [MDS 96], though we shall follow closely the exposition made at [GMSV 95].

The BRG applied the ITF Model.

The main idea of the BRG procedure may be quite succinctly described in a single paragraph. Let us consider two neighboring $l=2$ spins interacting and let $|j\rangle_i$ and $|j\rangle_i$ denote the eigenstates of σ^x . The total system may be in four states $|j\rangle_i, |j\rangle_i, |j\rangle_i$ and $|j\rangle_i$. A hamiltonian matrix may be written for them and diagonalized. Let us suppose that only the low energy spectrum is our target. Then, the two lowest energy states may be retained and supposed to be the only possible states for the spins pair. To complete the analogy, we may label these states with the

signs $|j^0 i\rangle$ and $|j^0 \bar{i}\rangle$. Now the interaction between four real $l=2$ spins may be studied as the interaction between two such "block spins".

If the system has only two sites, the eigenstates are given by:

$$\begin{aligned} |G\rangle &= \frac{1}{\sqrt{1+a^2}} (|j^0 i\rangle + a |j^0 \bar{i}\rangle) & E &= -\frac{J}{J^2 + 4} \\ |F_1\rangle &= \frac{1}{\sqrt{2}} (|j^0 i\rangle + |j^0 \bar{i}\rangle) & E &= -J \\ |F_2\rangle &= \frac{1}{\sqrt{2}} (|j^0 i\rangle - |j^0 \bar{i}\rangle) & E &= J \\ |F_3\rangle &= \frac{1}{\sqrt{1+a^2}} (a |j^0 i\rangle + |j^0 \bar{i}\rangle) & E &= \frac{J}{J^2 + 4} \end{aligned} \quad [2]$$

where a is a parameter which depends on the coupling constant g $J=2$,

$$a(g) = \frac{1 + \sqrt{1+g^2}}{g} \quad [3]$$

Notice that the parameter a ranges from $a(0) = 0$ to $a(1) = 1$. The function $a(g)$ interpolates between these two extreme situations: only magnetic field when $a = 0$ and only spins coupling when $a = 1$.

The first two states are now going to be assimilated as new "block spin" states $|j^0 i\rangle \rightarrow |G\rangle$ and $|j^0 \bar{i}\rangle \rightarrow |F_1\rangle$. This operation is equivalent to a mapping from a Hilbert space of two spins (dimension 4) into a Hilbert space of a single block spin (dimension 2). Let us define the operators:

$$\begin{aligned} T &: \mathbb{C}^4 \rightarrow \mathbb{C}^2 \\ T^\vee &: \mathbb{C}^2 \rightarrow \mathbb{C}^4 \end{aligned}$$

such that

$$\begin{aligned} T &= |G\rangle \langle j^0 i| + |F_1\rangle \langle j^0 \bar{i}| \\ T^\vee &= |j^0 i\rangle \langle G| + |j^0 \bar{i}\rangle \langle F_1| \end{aligned}$$

The first of these operators, T , is known as truncation operator, which takes a "two spins" state and projects it on a "block spin" state. The second, T^\vee , called embedding operator, takes a block spin state and returns a real "two spins" state. It is straightforward to observe that (since $\langle j^0 \bar{j}^0 | i^0 i^0 \rangle = 0$)

$$TT^\vee = I \quad \text{Identity on "block spins" space}$$

i.e.: the successive application of the embedding and the truncation operators yields the identity on the block states space. But this relation may not be inverted:

$$T^\vee T \neq I \quad \text{Identity on real "two spins" space}$$

So, the operator $T^\vee T$, which first truncates a real "two spins" state into a block state and then tries to reconstruct it back, is not the identity. It is the projector on the subspace of the retained degrees of freedom. This shall be a recurrent idea throughout this thesis.

The next step is to write the hamiltonian for the system formed by two block spins. This hamiltonian has (hopefully) the same form as the previous one, so as the RG step may be iterated and reach arbitrarily long chains.

Two blocks are placed side by side and allowed to interact via the same ITF hamiltonian. The "real" spins have indices 1 to 4, meanwhile the block spins have indices 1^0 and 2^0 . If j is a real spin index, j^0 shall denote the index of its associated block spin: $j^0 = bj/2c$. Figure 1 represents the numbering of sites and blocks graphically.

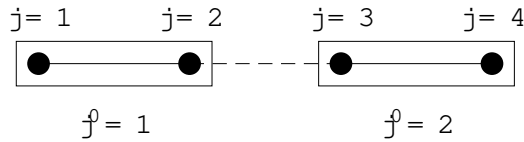


Figure 1. Numbering of the sites and blocks for the BRG application on the 1D-ITF. The continuous line corresponds to the intra{block links, and the dashed one to the inter{blocks link.

Now let us define the block spin operators so as they fulfill relations which are equivalent to the ones between the old 's:

$$\begin{aligned} z_{j^0}^0 &= z_{j^0}^0 & z_{j^0}^0 + z_{j^0}^0 &= z_{j^0}^0 \\ x_{j^0}^0 &= x_{j^0}^0 & x_{j^0}^0 + x_{j^0}^0 &= x_{j^0}^0 \end{aligned}$$

An easy algebraic manipulation leads us to

$$\begin{aligned} T_j^x T_j^y &= \frac{1}{2(1+a^2)} (I + x_{j^0}) \\ T_j^z T_j^y &= \frac{1+a^2}{2(1+a^2)} z_{j^0} \\ T_{2j-1}^z T_{2j}^y &= \frac{(1+a)^2}{2(1+a^2)} I + \frac{(1-a)^2}{2(1+a)^2} x_{j^0} \quad (\text{Intra{block link}}) \end{aligned}$$

These transformed operators shall enable us to re-write the hamiltonian for each block in its own terms. But the inter-blocks part (the dashed line in figure 1) requires a new operator:

$$T_{2j}^z T_{2j+1}^y = \frac{(1+a)^2}{2(1+a^2)} z_{j^0} z_{j^0+1} \quad (\text{Inter{blocks link}})$$

The most interesting conclusion of these equations is that, in fact, the hamiltonian for the renormalized states has the same form as the original one:

$$H_N(\{J\})T^y = E + H_{N/2}(\{J^0\})$$

with E as a change in the "zero energy level" and two renormalized values for a and J . The three parameters are given by:

$$E = \frac{N}{2} \frac{1 - a^2}{(1 + a)^2} + \frac{J(1 + a)^2}{2(1 + a^2)}$$

$$g^0 = \frac{1 - a^2}{(1 + a)^2} \quad J^0 = \frac{J(1 + a)^2}{2(1 + a^2)}$$

We should remark that the explicit form of the function $a(g)$ was not used in the derivation of the renormalization group transformation. Thus, the whole function may be used as a variational parameter with respect to which the energy may be minimized. The conditions which must be imposed to $a(g)$ on physical grounds are its positiveness and the "boundary conditions" $a(0) = 0$ and $a(1) = 1$ (check [2] and the discussion immediately below it). We shall say that each function $a(g)$ fulfilling these relations constitute an RG-prescription.

The properties of the system depend only on the parameter g . Thus, it is appropriate to ask about its flow. From the previous equations it is easy to obtain

$$g^0 = R(g) \quad \frac{J^0}{2^0} = \frac{1}{2} \frac{g(1 + a(g))^2}{1 - a(g)^2} \quad [4]$$

For any function $a(g)$ the previous transformation has three fixed points: $g = 0$, $g = 1$ and a nontrivial intermediate one, which we shall denote by g_c . The two trivial fixed points correspond to the ordered and disordered phases, respectively, and are both attractive. On the other hand, the nontrivial g_c is repulsive. The exact value of g_c is $1/2$, and corresponds to the same universality class as the 2D classical Ising model, if $(g - g_c)$ replaces the reduced temperature $(T - T_c) = T_c$ (i.e.: as the variable which measures the "distance" to the critical point).

From equation [4] it may be deduced that the value of $a_c = a(g_c)$ is a universal function. Whatever the function $a(g)$,

$$a_c = a(g_c) = \frac{2^p \sqrt{1 - 2g_c} + 2g_c - 1}{3 + 2g_c}$$

Since $a_c \in [0;1]$, this equation implies that $g_c \leq 1/2$, inequality which saturates at the exact value.

The value of g_c for a given prescription (i.e.: an specification for $a(g)$) can be found by seeking the intersection between $a(g)$ and the function

$$f(g) = \begin{cases} \frac{2^p \sqrt{1 - 2g} + 2g - 1}{3 + 2g} & \text{if } 0 \leq g \leq 1/2 \\ 0 & \text{if } g > 1/2 \end{cases}$$

This analysis is usually performed numerically. As an example, figure 2 shows both $f(g)$ and $a(g)$ for the prescription we have found previously. Numerically, we find $g_c \approx 0.39$.

Despite the numerical nature of the final part of the procedure, much can be said from merely qualitative considerations. Let us consider, as it is a common practice in quantum field theory, the function $a(g) = R(g) - g$. If this function is positive, the coupling constant increases. The zeroes of this function, shown in figure 3, signal fixed points of the RG transformation.

The function $a(g)$ fully characterizes the RG-flow of the theory. In this case its description is rather straightforward, since the parameter space is 1D. As it was stated above, the positivity of the function states the growth of g . Following that rule, the RG-flow is shown in figure 4.

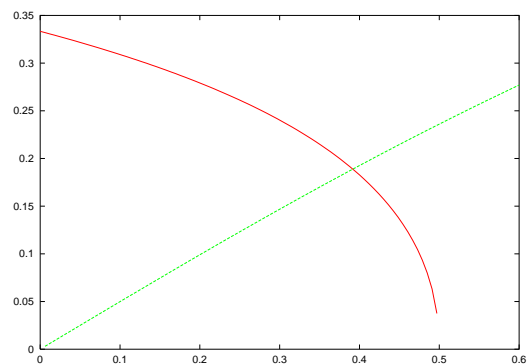


Figure 2. RG prescription function (green line) $a(g)$ and universal function $f(g)$ (red one). Their intersection yields the value of g_c for this prescription, which is approximately 0.39.

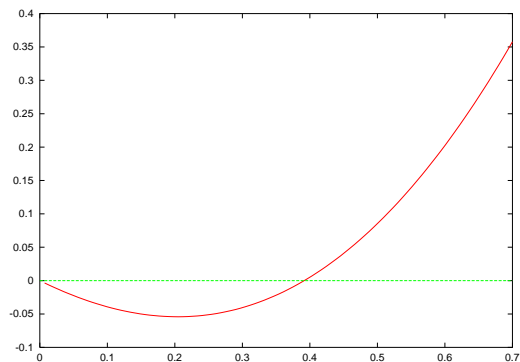


Figure 3. Function $\beta(g)$, whose zero and infinite values correspond to fixed points. Concretely, the zero around $g = 0.39$ is the critical point of the theory.

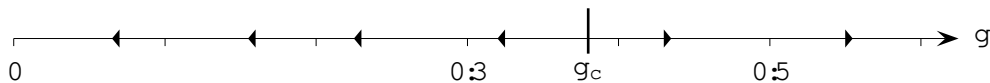


Figure 4. RG-flow chart of the Ising model in a transverse field according to our BRG prescription. Notice the critical point $g_c = 0.39$, necessarily repulsive.

How to Compute Critical Exponents.

The correlation length, ξ , is rigorously defined through the correlation function (in quantum field theory, the two-points Green's function). For the present discussion it is enough to consider ξ as the size of the biggest structures in the system in units of the lattice spacing (effective UV-cut). Thus, if the RG transformation really yields the long scales physics invariant, it must be true that

$$\xi' = \frac{\xi}{2}$$

whichever the prescription may be, as long as the blocking parameter is 2. At the fixed points the correlation length may only be zero (complete order or complete disorder) or infinite (nontrivial scale invariance, fractal structures).

The correlation length is infinite only for the $g = g_c$ case. Its divergence as we approach that critical point fulfills a power law :

$$(g - g_c) \sim \xi^{-1} \quad [5]$$

Let us consider a point g quite near g_c , so we may consider the $R(g)$ function approximable by a straight line with slope $R^0(g_c)$. Defining the reduced coupling constant $\bar{g} = (g - g_c)$, we may say that $R(\bar{g}) \sim R^0(g_c)\bar{g}$ if \bar{g} is small.

Thus, when $\beta = 2$, the coupling constant $g \sim R^0(g_c)\bar{g}$. Merging both relations with the expected form [5] we obtain :

$$\xi = \frac{\ln 2}{\ln R^0(g_c)}$$

These computations yield $\xi \approx 1.482$, while the exact value is just 1.

Other critical exponents may be computed in analogous ways. We have calculated ν merely for illustrating purposes, and the full computations would lead us too much astray. We refer the interested readers to [GMSV 95] and the rest of the general works on RG, such as [FJP 82] and [JUL 81].

The conclusion to be drawn, in any case, is that, despite the qualitative general agreement, critical exponents are not as precise as it was expected.

2.2. A Simple Test Model: the Particle in a Box

As it was stated in the introduction, despite the theoretical appealing of the RSRG techniques and their impressive success on impurity problems, their numerical application was slightly disappointing and was discarded as a practical numerical technique during the 80's. An informal talk by Kenneth G. Wilson in 1986 has become legendary [WHI 99]. In it he proposed to focus on a simple problem which seemed to contain the core difficulties: a quantum spinless particle moving freely in a box.

Once a physical scenario has been settled, a set of robust observables should be specified as an appropriate target. In our case we shall focus on the energy spectrum and its associated scaling exponents which shall be defined in due time. But in order to gain a deep physical understanding (which is the true aim of this work) we shall attempt to depict the full wavefunctions. In fact, very interesting conclusions shall be drawn from geometrical considerations on these pictures.

The mathematical formulation of this problem is rather simple. The configuration space where the particle dwells is discretized into a graph, where vertices represent cells in real space and edges take into account the topology (i.e.: connectivity). The Hilbert space gets finite-dimensional and, if no potential is present, the hamiltonian shall be proportional to the laplacian on the graph².

The boundary conditions (b.c.) which are imposed on the problem shall prove to be of utmost importance. If fixed b.c. are held ($\psi(0) = \psi(L) = 0$), then the hamiltonian is proportional to the matrix:

² For further explanations the reader is referred to appendix A.

$$H_f = rI + A$$

where r is the connectivity of the bulk vertices, I is the identity matrix and A is the adjacency matrix of the graph (i.e.: element $(i; j)$ takes value +1 when vertex i is linked to vertex j and zero otherwise). For example, for a one-dimensional finite box split into N cells we have:

$$H_f = \begin{pmatrix} 0 & 2 & 1 & & & 1 \\ & 1 & 2 & \ddots & & \\ & & \ddots & \ddots & \ddots & \\ & & & \ddots & 2 & 1 \\ & & & & 1 & 2 \end{pmatrix} \quad \begin{matrix} \text{C} \\ \text{C} \\ \text{C} \\ \text{C} \\ \text{C} \\ \text{C} \end{matrix} \quad \begin{matrix} \text{A} \\ \text{A} \\ \text{A} \\ \text{A} \\ \text{A} \\ \text{A} \end{matrix}$$

This matrix may be exactly diagonalized. The eigenvalues and eigenvectors are given by:

$$E_j^{(n)} = 4 \sin^2 \frac{(n+1)j}{2(N+1)} \quad \text{with } j \in [1::N]; n \in [0::(N-1)]$$

On the other hand, if the boundary conditions are free ($\psi(0) = \psi(L) = 0$), the hamiltonian is directly proportional to the combinatorial laplacian on the graph³:

$$H_L = \begin{pmatrix} 0 & 1 & 1 & & & 1 \\ & 1 & 2 & \ddots & & \\ & & \ddots & \ddots & \ddots & \\ & & & \ddots & 2 & 1 \\ & & & & 1 & 1 \end{pmatrix} \quad \begin{matrix} \text{C} \\ \text{C} \\ \text{C} \\ \text{C} \\ \text{C} \\ \text{C} \end{matrix} \quad \begin{matrix} \text{A} \\ \text{A} \\ \text{A} \\ \text{A} \\ \text{A} \\ \text{A} \end{matrix}$$

This operator has a zero mode: a spatially uniform wavefunction is eigenstate of the H_L matrix with eigenvalue $E_0 = 0$. The rest of the spectrum may be exactly obtained too:

$$E_j^{(n)} = 4 \sin^2 \frac{n}{2N} \quad \text{with } j \in [1::N]; n \in [0::(N-1)]$$

There are many different physical problems which lead to the same mathematical formulation. It is a good technique to have in mind the alternative physical realizations of a given mathematical model when trying to solve it. In our case, a vibrating string or a tightly bound electron in a lattice of similar atoms are some of the available possibilities.

Such Tight Binding Model (TBM) is a consistent analogy. Let us consider a molecule or solid (i.e.: the lattice), composed of either atoms or (small) molecules (i.e.: the sites). An electron may only occupy a single orbital per site, whose energies are the diagonal elements of the hamiltonian or self-energies. But orbitals at nearby sites overlap, thus providing hopping terms (non-diagonal elements). Because of them, the ground state of the electron gets dispersed throughout the lattice⁴.

³ Of course, a differential condition may not be imposed directly on a discrete structure. See appendix A for the accurate meaning of the analogy.

⁴ Unless some sites might have a rather low self-energy and act as deep wells, as it shall be explored in section 4.7.

It is remarkable the exposition of Feynman [5], where the TBM is used to introduce the wavefunction concept.

BRG for the Particle in a Box.

Let us consider a 1D lattice of N sites: $L_1 = [1::N]$ and a new lattice which stands at the right of this one: $L_2 = [(N+1)::2N]$. The ground states for each of these lattices are known. Now we are asked whether we might variationally build up the ground state of the composite lattice $L = [1::2N]$ using the small block ground states as an Ansatz.

According to the standard BRG technique, we should write an effective hamiltonian for the subspace spanned by the two subsystem ground states, extended appropriately to the whole lattice by writing zeroes outside its domain.

The problem reduces to the diagonalization of a 2×2 effective hamiltonian matrix. Let $|j_L\rangle$ be the left ground state and $|j_R\rangle$ the right one. Thus, H_t shall denote the total hamiltonian (for the full system):

$$\begin{pmatrix} \langle j_L | H_t | j_L \rangle & \langle j_L | H_t | j_R \rangle \\ \langle j_R | H_t | j_L \rangle & \langle j_R | H_t | j_R \rangle \end{pmatrix}$$

Variational approaches of physical problems are always highly dependent on the quality of the Ansatz. In this case, it proves to be surprisingly inappropriate.

Checking the numbers for a definite size of the system ($N_t = 40$ sites for the composite system):

$E_{20}^{(0)}$	$\langle j_L H_t j_R \rangle$	$E_{20+20}^{(0)}$	$E_{40}^{(0)}$
0.0223	0.00212	0.0202	0.00587

Table 1. Results obtained with the BRG for the free particle in a box. $E_N^{(0)}$ is the exact ground state energy for a system of N sites, and $E_{N_1+N_2}^{(0);BRG}$ means the approximate energy using a BRG algorithm with blocks of sizes N_1 and N_2 .

The best way to show the cause of the failure of the BRG (400%!) is to plot the wavefunctions of the exact ground states for the small blocks and the resulting approximation, as it is done in figure 5.

The boundary conditions force the wavefunctions to take the value zero at the borders of each block, thus making a spurious "kink" appear in the center of the complete system.

Therefore, the first lesson to be obtained is that "Boundary conditions may be determinative for the failure of a RG scheme"

New RSRG techniques were developed which dealt with these problems successfully by the early 90's. These works pointed out the correlation between the blocks as the reason of the failure of the BRG and designed a thoroughly new RG algorithm, called the Density Matrix Renormalization Group (DMRG)⁵. A more insightful analysis of the failure of BRG appeared in 1995 [MDS95], which proved its correctness in the design of a modification which, while conservating the old block constructions idea, yielded the energies precisely.

⁵ It is interesting to remark that S.R. White and R.M. Noack, creators of the DMRG, had formerly invented the "combination of boundary conditions", which used as bricks to build the ground state of the fixed b.c. laplacian the states of small blocks created with both types of b.c. The algorithm worked, but the method was rejected since it was not generalizable to interacting systems [WHI99].

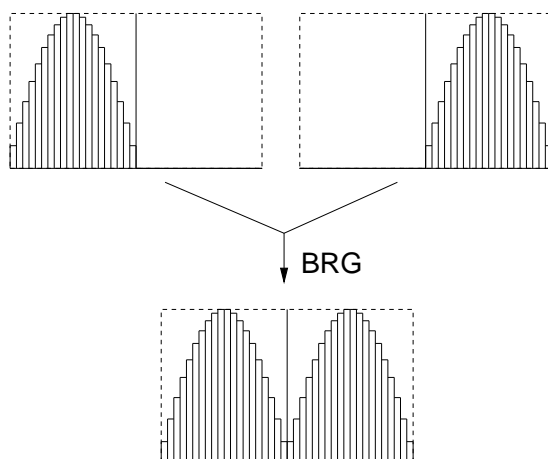


Figure 5. Above: the exact ground states of the small boxes are depicted. Below : the BRG prediction for the ground state of the full system .

The original approach used free boundary conditions because of the homogeneity of the ground state (which is at). This fact makes the RG prescription recover exactly the ground state of the composite block. The energy of the ground state and the first excited state are obtained with the BRG technique with a good precision. At the end of the process, the wavefunctions were reconstructed and depicted.

The techniques which appeared in [MDS 95] were further developed and expanded in our work, which shall be exposed in the second part of this chapter.

Part II. The Correlated Blocks Renormalization Group.

Among the successful SRG techniques, the one known as Correlated Blocks Renormalization Group (CBRG) is probably the one which resembles the old BRG more closely. The seeds which grew to make up the technique were published in [MDS 95] and became a full edged algorithm in [MRS 96], as a part of the present work.

Along this second part of the chapter, the simple problem exposed at the end of the previous section is addressed with a technique which derives from old BRG, but which takes the correlation between blocks explicitly into account. Despite the simplicity of the problem under study, it is possible to obtain conclusions which are generalizable to more complicated ones.

The essential part of the material of this section is published in [MRS 96], but many results and discussions appear in this thesis for the first time.

2.3. Correlated Blocks in 1D.

Let us consider a linear chain of N sites. This chain is split into small blocks of m sites, denoted by b_p with $p \in [1 :: N_b]$ ($N_b = N/m$), as depicted in figure 6.

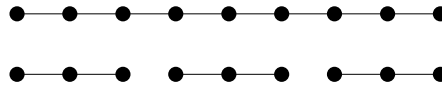


Figure 6. Splitting a 9-sites chain into three blocks ($m = 3$). Notice that some links are missing.

The hamiltonian for each of the fully isolated blocks shall be denoted by A_p . Due to their isolation, they shall always have free boundary conditions at both extremities. These matrices shall be denoted as self-energy operators.

In order to re-compose the full chain, the whole set $\{A_p\}_{p=1}^{N_b}$ is not enough. The resulting hamiltonian matrix would then be (setting $m = 3$ for definiteness):

$$\begin{array}{c}
 \begin{array}{c} 0 \\ \vdots \\ 1 \end{array} A_1 \quad \begin{array}{c} 0 \\ \vdots \\ 1 \end{array} A_2 \quad \dots \quad \begin{array}{c} 0 \\ \vdots \\ 1 \end{array} A_{N_b}
 \end{array}
 =
 \begin{array}{c}
 \begin{array}{ccc|ccc}
 0 & 1 & 1 & 0 & & \\
 1 & 1 & 2 & 1 & & \\
 0 & 1 & 1 & 1 & & \\
 \hline
 & 1 & 1 & 0 & & \\
 & 1 & 2 & 1 & & \\
 & 0 & 1 & 1 & & \\
 \hline
 & & & & & 1
 \end{array}
 \end{array}$$

It is therefore necessary to complete the A_p matrices with new kinds of matrices which are related to the missing links. Let us remark that the needed completion amounts to $(+1)$'s added along the diagonal in the block border vertices and some non-diagonal (-1) 's, corresponding to the removed links.

Denoting by $h_{pRi} = h_{p, p+1i}$ the (directed) edge linking the block p to $p+1$ (or, equivalently, $h_{pLi} = h_{p, p-1i}$) we may define:

$$B_{h_{p, p+1i}} = B_{h_{pRi}} = \begin{pmatrix} 0 & 0 & 0 & 1 \\ 0 & 0 & 0 & 0 \\ 0 & 0 & 1 & 0 \\ 1 & 0 & 0 & 0 \end{pmatrix} A \quad \text{if } p < N_b$$

$$B_{h_{p, p-1i}} = B_{h_{pLi}} = \begin{pmatrix} 0 & 0 & 0 & 0 \\ 0 & 0 & 0 & 1 \\ 0 & 0 & 1 & 0 \\ 0 & 0 & 0 & 0 \end{pmatrix} A \quad \text{if } p > 1$$

which shall be called *inference matrices*, since the blocks receive through them inference from their neighbours. The physical meaning of the $B_{h_{pRi}}$ matrix is the energetic perturbation which the block p receives from the block which stands at its right side. Standard BRG, therefore, would have set the intra-block hamiltonian to

$$(H_B)_p = A_p + B_{h_{pLi}} + B_{h_{pRi}}$$

for bulk blocks $p \in [2 :: (N-1)]$. But the non-diagonal elements corresponding to the missing links are still out of our matrix. We introduce the matrices $C_{h_{p, p+1i}}$ for (undirected) edges:

$$C_{h_{p, p+1i}} = \begin{pmatrix} 0 & 0 & 0 & 1 \\ 0 & 0 & 0 & 0 \\ 0 & 0 & 0 & 0 \\ 1 & 0 & 0 & 0 \end{pmatrix} A$$

These matrices shall be called *interaction matrices*, because they are not to be added to the block hamiltonians, but to stay between two blocks. The full hamiltonian may be reconstructed in this way:

$$H_1 = \begin{array}{c|cc|cc|cc|} 0 & A_1 + B_{h1Ri} & C_{h1;2i} & & & & 1 \\ \hline & C_{h1;2i}^y & A_2 + B_{h2Li} + B_{h2Ri} & C_{h2;3i} & & & \\ \hline & & C_{h2;3i}^y & A_3 + B_{h3Li} + B_{h3Ri} & \ddots & & \\ \hline & & & \ddots & \ddots & & \\ & & & & & C_{hN_b-1;N_b i} & \\ \hline & & & & & C_{hN_b-1;N_b i}^y & A_{N_b} + B_{hN_b Li} \\ \hline & & & & & & 0 \end{array}$$

The structure of this matrix may be represented pictorially, as it is done in figure 7:

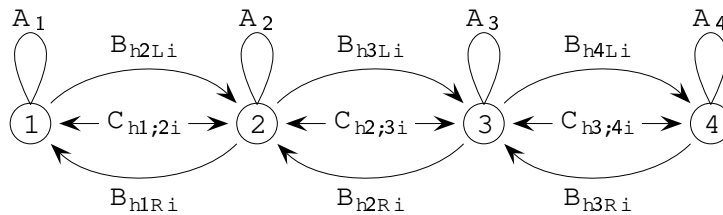


Figure 7. Pictorial representation of the decomposition of the full free b.c. hamiltonian.

The CBRG step proceeds now by forming superblocks by joining the blocks into pairs. A superblock hamiltonian is specified by the matrix:

$$H_{[p;p+1]}^{Sb} = \begin{pmatrix} A_p + B_{hpRi} & C_{hp;p+1i} \\ C_{hp;p+1i}^y & A_{p+1} + B_{hp+1;Li} \end{pmatrix}$$

The key point is to "renormalize" it into a single block with its corresponding A matrix. This is graphically represented in figure 8:

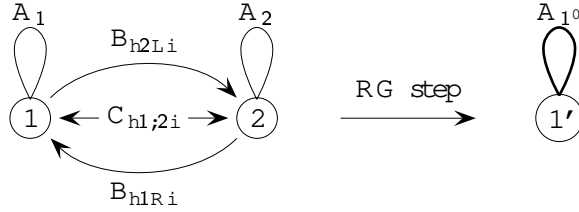


Figure 8. The superblock is formed with the elements depicted in the left graph. It shall be renormalized into a single new block along with its self-energy matrix.

As m is the number of states for each block, the superblock has dimension $2m \times 2m$. That matrix is exactly diagonalized, and the m lowest energy eigenstates j_1, \dots, j_m are retained and written down as the rows of a matrix T , which is called the truncation operator:

$$T_{[p;p+1]} = \begin{pmatrix} 0 & 1 \\ 1 & 0 \\ \vdots & \vdots \\ j_{i-1} & j_i \\ \vdots & \vdots \\ j_m & j_{m+1} \end{pmatrix} \begin{pmatrix} A_p \\ B_{hpRi} \\ C_{hp;p+1i} \\ A_{p+1} \\ B_{hp+1;Li} \\ C_{hp;p+1i}^y \end{pmatrix}$$

where j_i means the m components vector which has a single 1 at position i -th.

Therefore, $T_{[p;p+1]}$ is an operator which takes from the direct sum of the vector spaces of both blocks to the m -dimensional space where each dimension "represents" a different eigenstate of the superblock hamiltonian. Its matrixial representation, thus, has dimension $(2m) \times m$. Its action, in physical terms, is to take a vector which dwells on both blocks and return its m weights on each of the retained states.

Its adjoint operator, $T_{[p;p+1]}^y$ is called the embedding operator, which takes a state expressed by its weights on the set of retained states (m numbers) and returns its full form ($2m$ numbers). We have:

$$T_{[p;p+1]}^y = \begin{pmatrix} 0 & 1 \\ 1 & 0 \\ \vdots & \vdots \\ j_{i-1} & j_i \\ \vdots & \vdots \\ j_m & j_{m+1} \end{pmatrix}$$

Now the superblock shall be renormalized to be a simple block in the following RG step. Therefore, it shall have an own self-energy operator $A_{p^0}^0$ with $p^0 = \frac{p+1}{2}$ which shall be defined as the reduction of H^{Sb} to the linear space spanned by the retained states:

$$A_{p^0}^0 = T H_{[p;p+1]}^{Sb} T^y$$

$$A_{p^0}^0 = \sum_{i,j=1}^{N_b} h_{ij} H_{[p;p+1]}^{Sb} h_{ji}$$

So, in components:

$$(A_{p^0}^0)_{ij} = h_{ij} H_{[p;p+1]}^{Sb} h_{ji}$$

This transformation is just a "lossy" basis change. Performing this procedure with all the $N_b=2$ superblocks we get a new set of matrices, which shall be denoted by $fA_p^{(1)} g_1^{N_b=2}$.

The power of the RG stems from its iterativity, i.e.: the possibility to proceed recursively. In our case, we miss a set of renormalized in-ence (B) and interaction (C) operators in order to proceed.

The renormalized in-ence and interaction operators are obtained by building a $(4m \times 4m)$ inter{superblocks effective hamiltonian, which contains the links which were missed when building the superblock:

$$H_{[p::p+3]}^{Sb \ Sb} = \begin{array}{c|c} \begin{array}{c} 0 \\ B \\ 0 \end{array} & \begin{array}{c} 1 \\ C \\ 0 \end{array} \\ \hline \begin{array}{c} B_{h(p+1)Ri} \\ C_{hp+1;p+2i}^y \end{array} & \begin{array}{c} C_{hp+1;p+2i} \\ B_{h(p+2)Li} \end{array} \\ \hline \begin{array}{c} C \\ A \end{array} & \end{array}$$

It is intuitively clear that the B and C matrices should be extracted from this inter{superblocks hamiltonian. But it is necessary to take care in this process, since we have two different truncation matrices. Thus, we define the $2m \times 4m$ combined truncation matrices:

$$T_{[p::p+3]} = T_{[p;p+1]} T_{[p+2;p+3]} + T_{[p;p+1]} T_{[p+2;p+3]}$$

I.e.: they act on a field with values on the sites of the four blocks and returns $2m$ numbers. The first m are the weights on the left part, and the last m are the weights on the right part.

The inter{superblocks matrix is truncated using these combined operators:

$$T_{[p::p+3]} H_{[p::p+3]}^{Sb \ Sb} T_{[p::p+3]}^y = \begin{array}{c|c} B_{hp^0Ri}^0 & C_{hp^0;p^0+1i}^0 \\ \hline C_{hp^0;p^0+1i}^0 & B_{h(p^0+1)Li}^0 \end{array} !$$

So we may read the new sets of matrices:

$$fB_{hpLi}^0 g_2^{N_b=2} \quad fB_{hpRi}^0 g_1^{N_b=2-1} \quad fC_{hp;p+1i}^0 g_1^{N_b=2-1}$$

From this point on, the CBRG iteration is easily established. The main idea is to recur the procedure until the whole system is of the size of a superblock, rendering therefore the approximate diagonalization of the full hamiltonian feasible.

The details for a concrete numerical implementation are left for the next paragraph.

2.4. The CBRG Algorithm in Practice.

Throughout this section, the technical details of the main applications of the CBRG are discussed.

Implementation of the Homogeneous System.

It is usual to discard the computational aspects when discussing a mathematical-physics algorithm. It must be remarked that without the concrete application within a computer language, the above discussion is almost void. For a general discussion on the numerical implementations see appendix B.

Since the system is homogeneous, all the A_i matrices are equal, and the same holds for the B_{hiLi} , B_{hiRi} and $C_{hp;qi}$. Therefore, the data structure is rather simple: the system just consists of a \pack" fA;B_L;B_R;Cg. Let us remind that m is the number of sites of the original blocks and $N_b = N/m$ is the number of such blocks. Therefore, matrices A , B_L , B_R and C shall have dimension $m \times m$.

A procedure called Composition is of outmost importance. It builds a $2m \times 2m$ matrix out of four $m \times m$ matrices. It works like this:

$$\text{Composition}(A1;A2;A3;A4) = \begin{pmatrix} A_1 & A_2 \\ A_3 & A_4 \end{pmatrix}$$

The superblock hamiltonian $2m \times 2m$ is written as (Ct means the transpose of C):

$$\text{Hsb} = \text{Composition}(A + B_R; C; C^T; A + B_L) = \begin{pmatrix} A + B_R & C \\ C^T & A + B_L \end{pmatrix}$$

This superblock hamiltonian is diagonalized. The m lowest eigenstates are retained and the truncation matrix T ($m \times 2m$) is written down with these vectors as rows.

The easiest renormalization procedure is that for the A matrix. If T^t denotes the transpose of T (i.e.: the embedding operator), then⁶:

$$A^0 = T^t \text{Hsb} T \quad [6]$$

The rest of the matrices renormalize in this way (Z denotes a null $m \times m$ matrix):

$$\begin{aligned} H00 &= \text{Composition}(Z; Z; Z; B_R) & H01 &= \text{Composition}(Z; Z; C; Z) \\ H10 &= \text{Composition}(Z; C^T; Z; Z) & H11 &= \text{Composition}(B_L; Z; Z; Z) \end{aligned}$$

$$\begin{pmatrix} B_R^0 & T^t & H00 & T^t \\ C^0 & T^t & H01 & T^t \\ B_L^0 & T^t & H11 & T^t \end{pmatrix} \quad [6^0]$$

(Of course, $H10$ is not needed since it would renormalize to C^t , but it has been written down so as the pattern is more easily recognized).

⁶ We shall employ the notation $x \leftarrow A$ to denote the assignment of the value A to the variable x , as it is common practice in computational sciences.

The number of superblocs to be diagonalized is just the number of RG -steps which must be taken before the superbloc contains the whole system , i.e.: $\log_2 (N_b=2)$.

Numerical Results for the Free Homogeneous System .

In the homogeneous chain with free boundary conditions the results are satisfactory. Table 2 shows the numbers for a chain with free b.c. at both ends with 768 sites split into blocks of 6 sites each (Therefore, $N_b = 128$ and 6 RG -steps are required).

Energy	Exact		CBRG	
E_0	0		1:1340	10^{-14}
E_1	1:6733	10^{-5}	1:9752	10^{-5}
E_2	6:6932	10^{-5}	7:6552	10^{-5}
E_3	1:5060	10^{-4}	1:8041	10^{-5}
E_4	2:6772	10^{-4}	2:9681	10^{-4}
E_5	4:1831	10^{-4}	5:1078	10^{-4}

Table 2. Numerical results for a free chain of $6 \cdot 2^7 = 768$ sites.

The results for the excited states, with errors in the range 15 - 25% , are quite correct quantitatively. We shall obtain more robust tests, such as scaling exponents of the energies.

The ground state energy is always zero, which is reproduced within machine precision. In the large N regime, the excited states fulfill a simple relation:

$$E_N^n \sim 2 \frac{n^2}{N^2} \quad N \gg 1$$

A least squares fit of the data to a power law of the type

$$E_N^n \sim K \frac{n^2}{N^2}$$

yields $\alpha = 2.09 \pm 0.03$ and $\beta = 1.95 \pm 0.03$ using $n \in [0 \dots 6]$ and $N \in [96 \dots 3072]$. The biggest source of error lies in the prefactor, which fits to $K = 7 \pm 1$ (the exact value is 9.86).

Inhomogeneous System .

The data structure for the system when it is inhomogeneous is slightly more intricate. Every A_i , B_{hiLi} , etc. matrix is different. At each RG -step, memory should be reserved for a different number of matrices: N_b matrices of size $m \times m$ are stored at the beginning, but this number is divided by 2 after each step.

The only step which is slightly dangerous and should be kept in mind is that the T matrices employed in equations [6] and [6'] differ.

For definiteness, let $A(i)$ be the matrix corresponding to the i -th block at a given RG step, while $BL(i)$, $BR(i)$ and $C(i, i+1)$ denote the corresponding in- and interaction matrices.

Let N_b be the number of blocks at this RG step. Therefore, $N_b=2$ superblock hamiltonians should be written down. For any $i \in [1 :: N_b=2]$,

$$\begin{aligned} H_{sb}(i) &= \text{Composition} (A(2i-1) + B_R(2i-1); C(2i-1; 2i); C(2i-1; 2i); A(2i) + B_L(2i)) = \\ &= \begin{matrix} A_{2i-1} + B_{h(2i-1)Ri} & C_{h(2i-1); 2ii} \\ C_{h(2i-1); 2ii}^y & A_{2i} + B_{h(2i)Li} \end{matrix} \end{aligned}$$

Diagonalizing this superblock hamiltonian and discarding the highest energy eigenvectors we obtain a truncation matrix $T(i)$. The renormalization of the matrices is straightforward:

$$A^0(i) = T(i) H_{sb}(i) T^t(i)$$

The inter{superblocks hamiltonian is written this way:

$$\begin{aligned} BR^0(i) &= T(i) \text{Composition} (Z; Z; Z; B_R(2i)) T^t(i) \\ BL^0(i) &= T(i+1) \text{Composition} (B_L(2i+1); Z; Z; Z) T^t(i+1) \\ C^0(i; i+1) &= T(i) \text{Composition} (Z; Z; C(2i; 2i+1); Z) T^t(i+1) \end{aligned}$$

The number of RG steps given before the superblock hamiltonian covers the whole range is still $\log_2(N_b=2)$. The number of superblocks to be diagonalized is now given by:

$$1 + 2 + 4 + \dots + 2^{N_b-1} = \sum_{i=0}^{\log_2 N_b - 1} 2^i = 2N_b - 1$$

According to [PTVF 97], typical diagonalization of a tridiagonal matrix takes $O(n^2)$ steps (without eigenvectors). Our technique, which is totally general for tridiagonal matrices, gives a good numerical estimate in only $O(n)$ steps ($O(\log_2(n))$ if the homogeneous algorithm may be applied).

Fixed boundary conditions.

The case of a homogeneous chain with fixed (or mixed {free}) boundary conditions may be included under the title of inhomogeneous system. As it is discussed in appendix A, the natural system is the free chain (isolated system), while the fixed chain implies a trivial yet existent exterior space, which makes sites near to the border "really" different.

This issue is made more clear in our approach. In order to solve the fixed boundary conditions system it is necessary to include B_{hLi} and $B_{hN_b Ri}$ matrices, which account for the influence of the (trivial) sites outside the chain (the so-called "tack" sites).

Of course, it is not required to compute all the superblock matrices. The system is almost homogeneous and therefore it is enough to treat differently the border blocks.

⁷ If a RG-step index is added to the matrices (e.g. $A^{(k)}(i)$, $C^{(k)}(i; i+1)$...) and all the levels are stored, the resulting data structure may remind strongly of wavelets [LEM 89]. Of course, this fact is not casual: see 1.4.III.

Potential	Error range
$V(x) = 0$ with free b.c.	0 { 22 %
$V(x) = 0$ with fixed b.c.	17 { 28 %
$V(x) = 0$ with fixed-free b.c.	17 { 22 %
$V(x) = \sin(8x) + \cos(8x)$	0.02 { 0.2 %
$V(x) = 1 - 2(x - 0.5)^2$	3 { 5 %
$V(x) \in \mathcal{R}[0;1]$	10^{-4} { 0.4 %

Table 3. Some results for inhomogeneous 1D systems, with 768 sites and 6 states. In all cases, the variable $x = (i - 1)/N$, i.e.: the site index over the number of sites. $\phi = 0.5(1 + \sqrt{5})$ is the golden section and $V \in \mathcal{R}[0;1]$ means that $V(x)$ is a random variable equally distributed on $[0;1]$, drawn independently for each x .

Numerical results for Inhomogeneous Systems.

Any potential may be used to test the CBRG in a non-homogeneous 1D system. Many of them have been checked, and a few results are shown in table 3.

A more robust check shall be performed on the fixed boundary conditions and the harmonic oscillator potential $V(x) = 1 - 2x^2$. In the first case, a $(n + 1)^2 = N^2$ law may be obtained. The second is characterized by the equally spaced spectrum.

Fixed boundary conditions.

Fitting to a functional form $E_N^n = K(n + 1) = N$ we obtain $K = 7.1$, $\alpha = 2.05 \pm 0.02$ and $\beta = 1.94 \pm 0.02$. The N and m values are taken from the same range as in the free case, and the results may be seen to be similar in both cases. The exact values in the asymptotic regime are, of course, $\alpha = 2$ and $K = 2$.

Harmonic oscillator.

We fit the energies to the law $E_N^n = K(n + 1/2) = N$. The asymptotic exact values are, in this case, $\alpha = 1$. The numerical calculations for the same range (6 retained states and size of the system from 192 to 3072) yields $\alpha = 1.011 \pm 0.008$ and $\beta = 0.988 \pm 0.007$.

Many questions related to the relative success of CBRG in so different systems need an answer. We shall postpone the due explanations until the wave-functions have been depicted.

Fixed points of the CBRG.

Let us consider the 1D homogeneous case with free b.c. The parameter space for the RG procedure is formed in this case by the matrix elements of A , B_L , B_R and C . Which are the fixed points for these parameters?

Of course, there is a trivial fixed point corresponding to old BRG: $B_L = B_R = C = 0$. The evolution of matrix A towards this fixed point is interesting. Each RG-step the $m=2$ lowest eigenvalues of matrix A are duplicated and the rest is discarded. Thus, matrix A reaches the null value in a finite number of steps even though its eigenvalues never decrease in magnitude.

The non-trivial fixed point is more interesting. Let us take, e.g., $m = 3$. Then all matrices A , B_L , B_R and C tend to zero asymptotically according to power law:

$$A = N^{-z_0} a; \quad B_L = N^{-z} b_L; \quad B_R = N^{-z} b_R; \quad C = N^{-z} c$$

And the matrices in the fixed point are

$$a = \begin{pmatrix} 0 & 0 & 0 & 1 \\ 0 & e_1 & 0 & 0 \\ 0 & 0 & e_2 & 0 \\ 1 & s & s & 1 \end{pmatrix}; \quad b_L = \begin{pmatrix} 0 & 1 & s & s \\ s & t & t & t \\ s & t & t & t \\ s & t & t & t \end{pmatrix}$$

$$b_R = \begin{pmatrix} 0 & 1 & s & s \\ s & t & t & t \\ s & t & t & t \\ s & t & t & t \end{pmatrix}; \quad c = \begin{pmatrix} 0 & 1 & s & s \\ s & t & t & t \\ s & t & t & t \\ s & t & t & t \end{pmatrix}$$

With $e_1 = 2/3$, $e_2 = 9$, $s = 1/3$ and $t = 1/3$. The t for z and z_0 yields numbers which are compatible with 1 and 2 respectively. Thus, starting with the matrices a, \dots and applying 2^z or 2^{z_0} after each RG step, they stay the same.

2.3. Wave-function Reconstruction.

One of the most interesting features of the CBRG technique is the possibility of wavefunction reconstruction. It is not only an interesting property by itself, but it shall also lead us to a deeper insight into its mechanisms.

The key to the procedure is the storage of the truncation operators at each step for all superblock hamiltonians. They contain the full information for the reconstruction of the wavefunction, even if it is stored in an intricate recursive fashion.

The first RG step is the only one to take place in real space. All other steps take place on a space where only the difference between left and right is real, but where the states for each part do not represent real sites. They stand for the weights of the smaller scale wavefunctions on its side.

An illustrating example.

We shall exemplify the procedure with the most simple non-trivial case available. Let us diagonalize the block hamiltonian with 4 sites. The two lowest energy eigenvectors are interpreted as two real space functions which are shown in figure 9A.

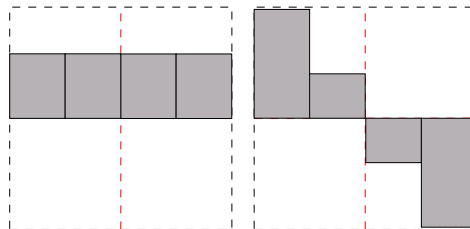


Figure 9A. The two lowest energy states for a 4 sites free-free chain.

Now we form the truncation operator using the two shown eigenstates as rows. The following RG step proceeds by joining two systems similar to the former one. The new system has a left block and a right block, but its "sites" only represent the weights of the old states on each of the sides.

Let us form, thus, the effective superblock hamiltonian for the four mentioned states (two for the left side and two for the right side). Such a superblock, even though it represents 8 real sites, is only a 4×4 matrix. Its 2 lowest energy eigenstates are shown in figure 9B.

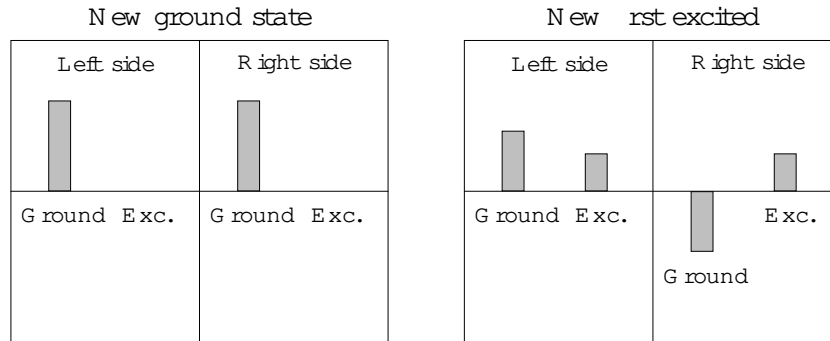


Figure 9B. The two lowest energy eigenstates of the superblock. The left graph represents the formation of the new ground state, and the right one that for the new excited state. Bars represent the weights of the old block states.

The depicted states show that only the left and right ground states contribute to the ground state of the bigger system. Both states are flat, and so is the global state.

The first excited state is more interesting. The left side receives a positive contribution from the small ground state and another from the small excited state. This implies that it shall have the same shape as the small excited state, but "raised" due to the constant term. On the right side, the contribution from the ground state is negative, which implies a uniform "descent" to the other contribution, which is from the old right excited state. Figure 9C shows the full wavefunctions at the end of the last step.

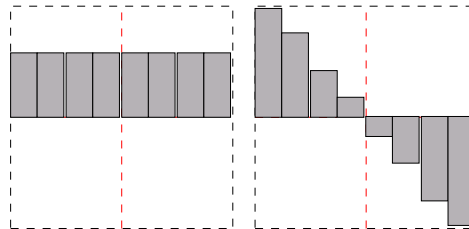


Figure 9C. Full wavefunctions at the end of the RG step.

The Reconstruction Algorithm.

If all embedding T_i^Y matrices are stored, then the complete wavefunctions may be reconstructed. The T_i^Y matrices take a vector of m components (which represent the weight of each of the m lowest energy states of the superblock), and return a $2m$ components vector. The first m components of this vector represent the contribution from each of the left states, meanwhile the last m represent the contribution from the right ones.

The reconstruction algorithm works downwards. In a certain sense, it reminds of the application of more and more powerful magnifying glasses. Starting from the eigenvectors of the last superblock hamiltonian (which represent the whole system), the previous step T^Y is applied to them. Since that operator doubles the number of components, we may introduce two operators called L and R , which represent respectively the restriction to the left and right halves of the system. Mathematically,

$$T^Y = \begin{pmatrix} L \\ R \end{pmatrix}$$

All operators L and R are $m \times m$ matrices.

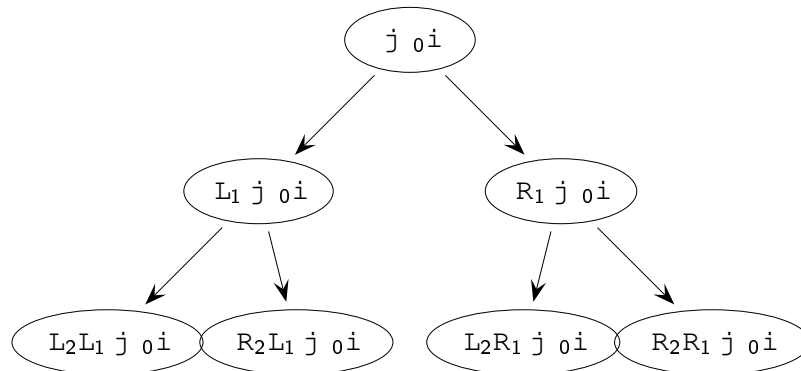


Figure 10. This tree shows the reconstruction algorithm. An initial superblock eigenstate taken from the last RG-step is subsequently split into left and right parts until the basic level (real space) is reached.

Figure 10 shows how the reconstruction tree develops. Its root is the highest level and it grows until its branches reach ground: real space. If each R is written as a 0 and is L as a 1, the prescription to obtain a given block may be easily given for the homogeneous case.

Write the block index in base 2. The number m must have N_b binary digits (i.e.: bits), the highest of which may be zero.

Use the dictionary 1 $\$$ L , 0 $\$$ R to obtain a "word" in the $FL;Rg$ alphabet.

Multiply all matrices, taking each L or R from the appropriate level. The columns of the resulting matrix are the real space components of the global states on the sites corresponding to the given block.

In the inhomogeneous case the only difference is that at each level there are more than a pair of $FL;Rg$ matrices. A general formula may be provided. Let $i_0 \in [0 :: N - 1]$ be a site in real space. Thus, $i_1 \dots b_i = m$ is the index of the block it belongs to, and $j \dots \dot{b}_i = m$ is its position index within that block: $j \in [0 :: m - 1]$ and $\dot{i} \in [0 :: N_b - 1]$. Following this line, we may define a whole set of indices:

$$i_k = \begin{cases} bi_{k-1} = 2c & \text{if } k = 2 \\ bi_0 = mc & \text{if } k = 1 \end{cases}$$

$$j_k = \begin{cases} i_k - 2i_{k-1} & \text{if } k = 1 \\ i_0 - mi_1 & \text{if } k = 0 \end{cases}$$

Thus, i_k is the index of the k -th level block in which the site is included, and j_k is the sub-block within that block. At levels > 1 , j_k may only take the values 0 and 1, standing for right and left respectively.

The last convention we shall adopt shall be to define $B(l; i; 0)$ to be the right part of the embedding operator at the l -th RG step for the i -th block. Consequently, $B(l; i; 1)$ accounts for the left part.

With this notation, if there are N_1 levels ($m^{N_1} = N$), the i_0 -th component of the l -th global wavefunction is given by:

$$\psi_{i_0}^l = [B(0; i_1; j_1)]_{j_0; k_1} [B(1; i_2; j_2)]_{k_1; k_2} \dots [B(N_1; i_{N_1-1}; j_{N_1-1})]_{k_{N_1-1}; i_1} \quad [7]$$

where the summation convention is implicit on all the k_i indices.

Graphical results.

Once the reconstruction algorithm has been described, we shall reproduce some of the wavefunctions which have been obtained with this technique. Figure 11A shows the most simple case, the homogeneous algorithm for a free chain of 64 sites.

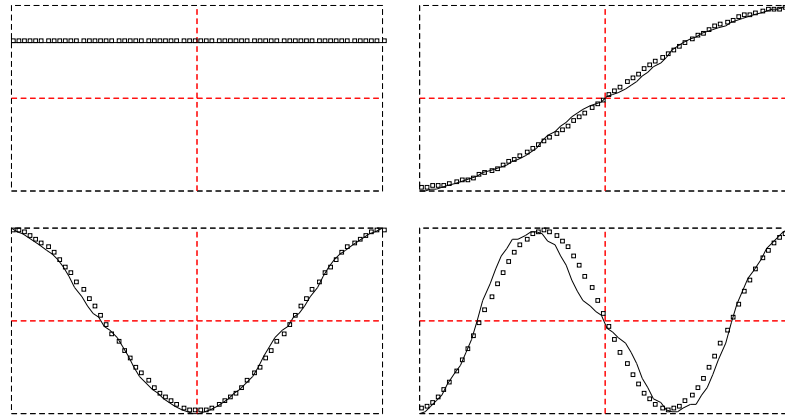


Figure 11A . In continuous line, the CBRG wavefunctions for the free system with 64 sites. The dots mark the exact solutions.

The ground state of the system is exactly reproduced, as it might have been foreseen. The excited states may be seen to "degrade gracefully" as the energy grows. The number of nodes is conserved, which is the key for the accuracy of the results. It is always true that states with even symmetry stand a better reproduction (and, therefore, smaller errors in energy), because the zero slope is respected at the origin.

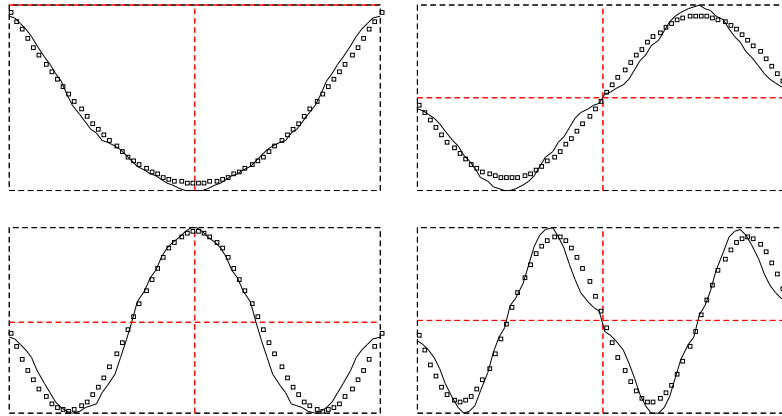


Figure 11B. The fixed b.c. wavefunctions with the same plotting conditions as in Figure 11A.

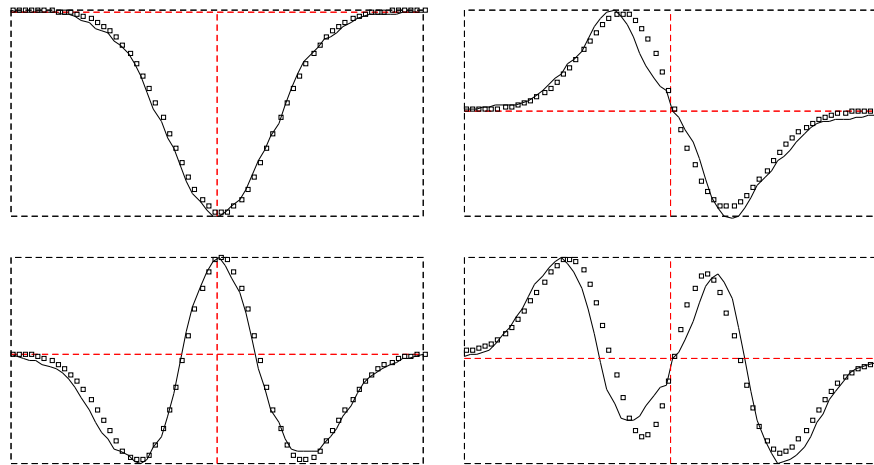


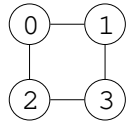
Figure 10. Lowest energy states for the harmonic oscillator according to CBRG.

Figure 11B shows the full wavefunctions for the system with fixed boundary conditions (without potential). Figure 11C shows the lowest energy states for a system with free b.c. but in presence of a harmonic potential $V(x) = (x - 1/2)^2$ with $x \in [0; 1]$.

2.6. Two-dimensional CBRG.

The CBRG algorithm is by no means limited to work in one dimension. In uence and interaction matrices are easily generalized to work in higher dimensional systems. In this work we shall only expose the 2D case.

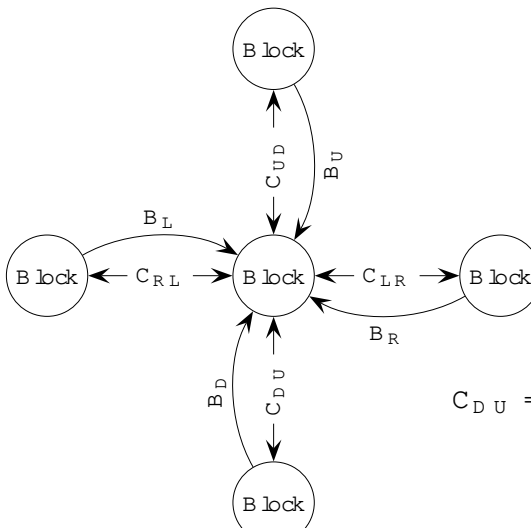
Let us consider a 2 × 2 block with free boundary conditions. The laplacian for such a graph is:



$$A = \begin{pmatrix} 0 & 1 & 1 & 0 \\ 1 & 2 & 0 & 1 \\ 1 & 0 & 2 & 1 \\ 0 & 1 & 1 & 2 \end{pmatrix}$$

In uence and interaction are related to neighbouring blocks, which are four in our case. From the graph theory view point, in uence B matrices are associated to directed links, and interaction C matrices to undirected links.

Each block must now have four C matrices (C_{DU} , C_{UD} , C_{LR} and C_{RL}) and four B matrices (B_U , B_D , B_R and B_L), whose rôle is shown in the the following graph, along with their numerical values:



$$B_U = \begin{pmatrix} 0 & 1 & 0 & 0 \\ 1 & 0 & 0 & 0 \\ 0 & 0 & 0 & 0 \\ 0 & 0 & 0 & 0 \end{pmatrix} \quad B_D = \begin{pmatrix} 0 & 0 & 0 & 0 \\ 0 & 0 & 0 & 0 \\ 0 & 0 & 1 & 0 \\ 0 & 0 & 0 & 1 \end{pmatrix}$$

$$B_L = \begin{pmatrix} 0 & 1 & 0 & 0 \\ 0 & 0 & 0 & 0 \\ 0 & 0 & 1 & 0 \\ 0 & 0 & 0 & 0 \end{pmatrix} \quad B_R = \begin{pmatrix} 0 & 0 & 0 & 1 \\ 0 & 1 & 0 & 0 \\ 0 & 0 & 0 & 0 \\ 0 & 0 & 0 & 1 \end{pmatrix}$$

$$C_{DU} = \begin{pmatrix} 0 & 0 & 1 & 0 \\ 0 & 0 & 0 & 1 \\ 0 & 0 & 0 & 0 \\ 0 & 0 & 0 & 0 \end{pmatrix} \quad C_{UD} = \begin{pmatrix} 0 & 0 & 0 & 0 \\ 0 & 1 & 0 & 0 \\ 0 & 0 & 0 & 0 \\ 0 & 0 & 0 & 0 \end{pmatrix}$$

$$C_{RL} = \begin{pmatrix} 0 & 0 & 0 & 0 \\ 0 & 0 & 0 & 1 \\ 0 & 0 & 0 & 1 \\ 0 & 0 & 0 & 0 \end{pmatrix} \quad C_{LR} = \begin{pmatrix} 0 & 1 & 0 & 0 \\ 1 & 0 & 0 & 0 \\ 0 & 0 & 0 & 0 \\ 0 & 0 & 1 & 0 \end{pmatrix}$$

It is easy to convince oneself that $C_{LR} = C_{RL}^Y$ and $C_{DU} = C_{UD}^Y$. Under fixed boundary conditions, the laplacian would have been:

$$L_{\text{fixed}} = A + B_L + B_R + B_U + B_D = \begin{pmatrix} 0 & 4 & 1 & 1 \\ 1 & 4 & 0 & 1 \\ 1 & 0 & 4 & 1 \\ 0 & 1 & 1 & 4 \end{pmatrix}$$

The superblock is formed by four blocks, and its hamiltonian is a 16 × 16 matrix in our case

(in general, $4m \times 4m$). Its graphical representation coincides with the graph for the small 2×2 system so its matrix expression is:

$$H_{Sb} = \begin{pmatrix} 0 & A + B_R + B_D & C_{LR} & C_{UD} & 0 & 1 \\ B & C_{RL} & A + B_L + B_D & 0 & C_{UD} & C \\ C & C_{DU} & 0 & A + B_R + B_U & C_{LR} & A \\ 0 & 0 & C_{DU} & C_{RL} & A + B_L + B_U & 0 \end{pmatrix}$$

The superblock hamiltonian is diagonalized and the truncation and embedding operators, T and T^Y , are obtained using the same operation as before. With these 4×16 and 16×4 matrices we start the renormalization of all operators:

$$A^0 = TH_{Sb}T^Y$$

In order to renormalize the rest of them we need to write down the inter-superblocks hamiltonian. This should contain 2×2 superblocks, but it is easier to write it down in parts: a vertical and a horizontal inter-superblock. The first one links two superblocks on a column:

$$H_{Sb}^{vert} = \begin{pmatrix} 0 & 0 & 0 & 0 & 0 & 0 & 0 & 0 & 0 & 0 & 1 \\ 0 & 0 & 0 & 0 & 0 & 0 & 0 & 0 & 0 & 0 & 0 \\ 0 & 0 & B_D & 0 & 0 & 0 & 0 & 0 & 0 & 0 & 0 \\ 0 & 0 & 0 & B_D & 0 & 0 & 0 & 0 & 0 & 0 & 0 \\ \hline 0 & 0 & C_{DU} & 0 & 0 & 0 & 0 & 0 & 0 & 0 & 0 \\ 0 & 0 & 0 & C_{DU} & 0 & 0 & 0 & 0 & 0 & 0 & 0 \\ 0 & 0 & 0 & 0 & 0 & 0 & 0 & 0 & 0 & 0 & 0 \\ 0 & 0 & 0 & 0 & 0 & 0 & 0 & 0 & 0 & 0 & 0 \end{pmatrix}$$

The horizontal inter-superblock hamiltonian is calculated in the same way:

$$H_{Sb}^{hor} = \begin{pmatrix} 0 & 0 & 0 & 0 & 0 & 0 & 0 & 0 & 0 & 0 & 1 \\ 0 & B_R & 0 & 0 & 0 & 0 & 0 & 0 & 0 & 0 & 0 \\ 0 & 0 & 0 & 0 & 0 & 0 & 0 & 0 & 0 & 0 & 0 \\ 0 & 0 & 0 & B_R & 0 & 0 & 0 & 0 & 0 & 0 & 0 \\ \hline 0 & C_{RL} & 0 & 0 & 0 & 0 & 0 & 0 & 0 & 0 & 0 \\ 0 & 0 & 0 & 0 & 0 & 0 & 0 & 0 & 0 & 0 & 0 \\ 0 & 0 & 0 & C_{RL} & 0 & 0 & 0 & 0 & 0 & 0 & 0 \\ 0 & 0 & 0 & 0 & 0 & 0 & 0 & 0 & 0 & 0 & 0 \end{pmatrix}$$

From these 32×32 matrices we may read the new influence and interaction operators. If we denote, e.g., $H_{Sb}^{hor}(DL)$ the down-left quarter of the H_{Sb}^{hor} matrix, we have:

$$\begin{aligned} B_D^0 &= TH_{Sb}^{vert}(UL)T^Y & C_{UD}^0 &= TH_{Sb}^{vert}(UR)T^Y \\ C_{DU}^0 &= TH_{Sb}^{vert}(DL)T^Y & B_U^0 &= TH_{Sb}^{vert}(DR)T^Y \\ B_R^0 &= TH_{Sb}^{hor}(UL)T^Y & C_{LR}^0 &= TH_{Sb}^{hor}(UR)T^Y \\ C_{RL}^0 &= TH_{Sb}^{hor}(DL)T^Y & B_L^0 &= TH_{Sb}^{hor}(DR)T^Y \end{aligned}$$

This way, the RG cycle has been closed.

Wave{Function Reconstruction.

The reconstruction of the wave{function is also possible in the 2D case, but it is certainly more involved. The global idea is the same, but the details are more cumbersome.

An auxiliary idea which may help to understand the procedure is that of a quad{tree. It is a usual concept in fractal image compression [FIS 95] and consists in a data structure which is able to store a 2D image in such a way that:

Information is local.

It is easy to establish a UV {cuto in the image (so as to compress it).

This UV {cuto may depend on position.

The first condition is important so as to obtain high compression rates, but usual Fourier{transform algorithms (such as JPEG), storing only global information, suffer from Gibbs's phenomenon (wave-like distortion near edges) and other undesirable effects: aliasing⁸.

Figure 12 shows a typical quad{tree structure spanning a square region. The outmost node is split into four links, each of which is also split into four minor ones and so on.

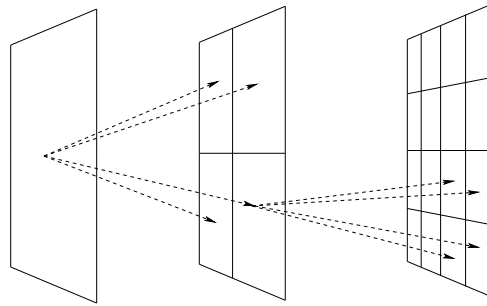


Figure 12. A graphical representation of a quad{tree structure.

If nodes in a block are numbered as in the first picture of this section, the quad{tree structure allows us to substitute the binary notation used in the 1D algorithm with a base 4 notation. Each block is determined by a word in the alphabet $\{0;1;2;3\}$, where each letter is to be read according to the following dictionary:

0 \$ Upper{Left	1 \$ Upper{Right.
2 \$ Lower{Left	3 \$ Lower{Right.

The embedding matrices T^Y may be split into four matrices, corresponding to upper-left, upper-right, lower-left and lower-right regions of the superblock. Let them receive names from $B_k(0)$ to $B_k(3)$ (with k denoting the RG-step). An equation analogous to [7] may be written down for this case.

Let x and y be the coordinates of a site in real space, $x, y \in [0 :: L - 1]$. Let us also consider the smallest blocks to be of size $l_b \times l_b$, and the number of RG-steps to be N_1 . We define the following sets of integer indices:

⁸ The term aliasing refers to the set of distortions which are introduced in a digital image when some of its spatial frequencies with a high weight are (almost) commensurable with the sampling frequency.

$$x_i^0 = \begin{cases} bx=l_b c & \text{if } i = 0 \\ bx_{i-1}^0 + 2c & \text{if } i > 0 \end{cases}$$

I.e.: the x-coordinate of the i-th level block to which the site belongs. The same definition goes for the y_i^0 . These x_i^0 and y_i^0 indices are only needed so as to define the following:

$$x_i = \begin{cases} x_0 l_b & \text{if } i = 0 \\ x_{i-1} + 2x_{i-1} & \text{if } i > 0 \end{cases}$$

This is to say: the position inside each i-th level block of the lower level block to which the site belongs. The y_i are defined in an analogous way. Now the set of indices j_i for $i = 0$ is defined:

$$j_i = 2y_i + x_i$$

These j_i indices specify the quadtree path to find the site from the root node. In effect, the analogue of [7] is:

$$\frac{1}{i} = (B_0(j))_{ik_1} (B_1(j))_{k_1 k_2} \dots (B_{N-1}(j_{N-1}))_{k_{N-1} 1}$$

Numerical Results of the 2D Algorithm .

The procedure described in the previous section is the most simple 2D-CBRG algorithm possible. It can be easily generalized to include a potential or non-trivial boundary conditions of any kind.

For the 16×4 RG scheme proposed above, energy stays within 10% of the exact value for all states in 6 RG-steps (128 \times 128 sites). The scaling relation is almost perfect: the energy fulfills E_N^n / N with 1.99999981 .

Figure 13A shows the four lowest energy states for the 128 \times 128 lattice. The third excited state is also represented in figure 13B within an axonometric projection with contour lines depicted on the basis plane.

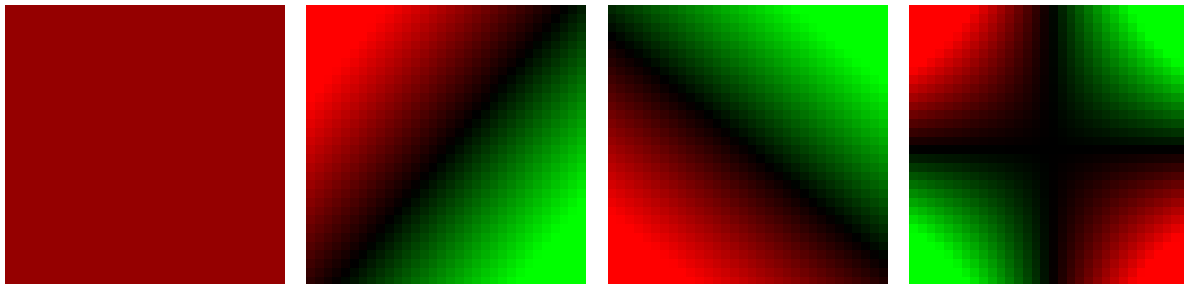


Figure 12A . Density plot for the lowest energy states for the free b.c. laplacian on a square lattice of 128 \times 128 sites.

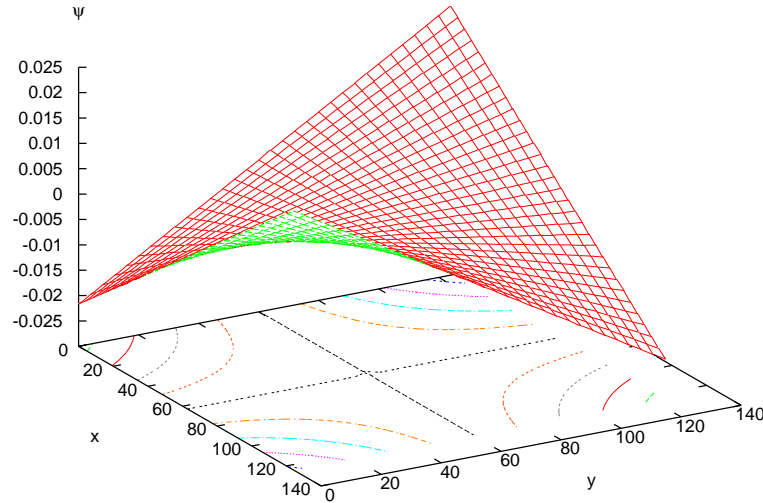


Figure 13B . Axonometric plot of the third excited state for the free b.c. Laplacian on the 128×128 lattice, obtained with CBRG .

2.7. Self-Replicability and the CBRG.

This section might also have been entitled "Why do free boundary conditions work for homogeneous CBRG while the fixed ones do not?" The answer shall provide us with an interesting insight on the full CBRG procedure.

The correct point of view in order to find the answer is the "bricks" image. Let us focus again on the homogeneous 1D case. Each RG step works in the following manner: "build the best approximation to the lowest energy eigenfunctions for the whole system using as bricks the lowest energy eigenfunctions for the left and right halves".

Self{replicability}.

We might have started the research the other way round. Given a function $\psi \in C[0;a]$, let us define the operators $L_{[0;a]}$ and $R_{[0;a]}$ as:

$$(L_{[0;a]})(x) = \begin{cases} (2x) & \text{if } x < a/2 \\ 0 & \text{if } x \geq a/2 \end{cases}$$

$$(R_{[0;a]})(x) = \begin{cases} 0 & \text{if } x < a/2 \\ (2(x - a/2)) & \text{if } x \geq a/2 \end{cases}$$

I.e.: they provide us with reduced copies which are similar to the original function for each of the parts (left and right).

Starting from a function ψ we obtain a pair of them, L and R . We shall try to reproduce the original ψ within our subspace spanned by L and R . Is this possible?

Let us consider all functions to be L^2 normed and let us define the replica transformation:

$$R_{\text{approx}} = h_L L + h_R R$$

which is sure to be the best approximation within this subspace. Its accuracy shall be given by the parameter

$$S \approx j$$

where the symbol S stands for self-replicability. The value 1 means "perfect".

In practice, of course, we are working with discrete functions stored in a computer. If the new functions must have the same number of sites (i.e.: they belong to the same discrete functional space), then two values of the old function must enter a single site for each of the parts (left and right). The most symmetric solution is to take the average of both values. Thus,

$$(L')_i = \begin{cases} \frac{1}{2} (L_{2i-1} + L_{2i}) & \text{if } i \leq N/2 \\ 0 & \text{otherwise} \end{cases}$$

along with an equivalent formula for the right side. This is the computational expression we shall assume. All the examples shall use this implementation on a 1D lattice with 256 sites.

Numerical Experiments in 1D.

Let us apply the process on the ground state of the laplacian with fixed b.c. on a 1D lattice. The best approximation is given in figure 14A.

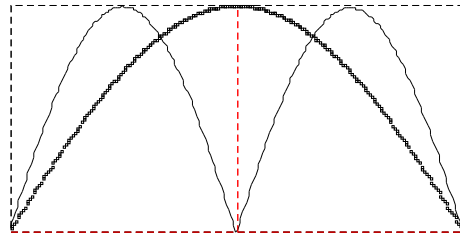


Figure 14A. The ground state of a 1D laplacian with fixed b.c. is not self-replicable.

Here S takes the value 0.84883, which does not seem to be too low when one observes the obvious differences. But the replica procedure may be iterated. Figure 14B shows us the second, third and fifteenth iterations.

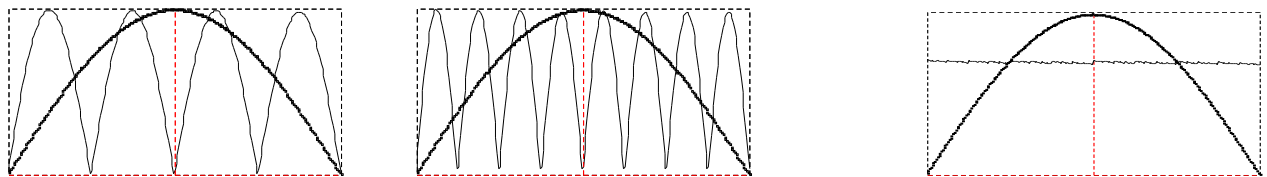


Figure 14B. The procedure is iterated. The last box represents the fifteenth iteration.

After some iterations the finite resolution of the computer yields a quasi-constant function as approximation. This function is exactly self-replicable.

The key idea is that, when a function is self-replicable, it is exactly attainable by a homogeneous CBRG procedure (which only requires $\log_2(N)$ operations!).

The procedure is easily extended to sets of functions. Let us denote any such set, with m functions, as $f_{i=1}^m$. These functions must be approximated within the subspace spanned by the $2m$ functions $f_{i=1}^m; R_{i=1}^m$. All such functions may contribute to the reproduction of their "sisters".

For example, the low energy spectrum of the 1D laplacian with free b.c. is not exactly self-replicable, but it is to a good approximation, as it is shown in figure 15A.

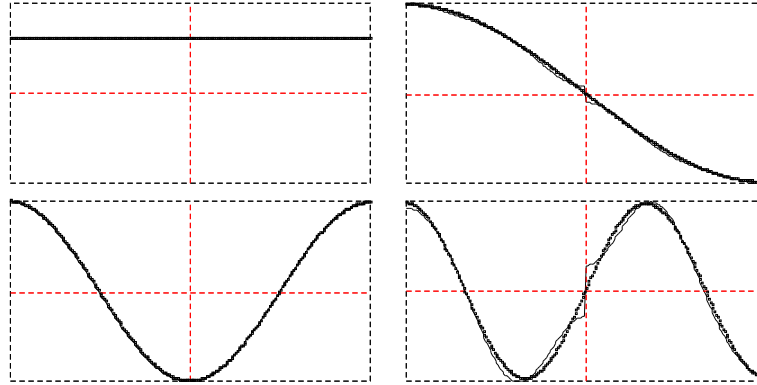


Figure 15A . A single step of the replica transformation on the lowest energy states of the free b.c. laplacian .

The S parameters are 1, 0.999613, 1 and 0.995715. This means that the ground state (at) and the third states are exactly reproduced. The weights show that:

The first state is absolutely self-replicable by itself.

The second consist of two copies of itself, the first one raised (using the first state) and the second one lowered (also using the first state). The finite slope at the origin is not correctly represented.

The third state only requires the second one.

The fourth state is even more interesting. Both the left and the right parts are a combination of the second and third states. The finite slope at the origin is again incorrectly represented.

The procedure may be easily iterated without excessive distortion. The results are shown in figure 15B. These functions have a rough look, but factors S are not too different: 1, 0.99958, 0.999589 and 0.99492.

It is perhaps more illuminating to perform the same experiment on the four lowest energy states of the fixed b.c. laplacian (see figures 16A and 16B).

The values of the S parameters at the first iteration are not excessively bad⁹: 0.953725, 0.999997, 0.945245 and 0.99998. But the fixed point yields very different numbers: 0.843138, 0.872436, 0.851632 and 0.80208.

The aspect of the fixed points of the replica transformation is often quite rough. Appendix E describes the meaning and calculation method for a "quasi-fractal" dimension which corresponds to the energy scaling exponent under RG transformations. The value for smooth functions is approx-

⁹ Sometimes functions which are quite different may be separated by a short distance in L^2 . It might be more appropriate to use a discrete Sobolev space (see section 5.4), in order to take derivatives into account. This way, an overimposed roughness might be detected.

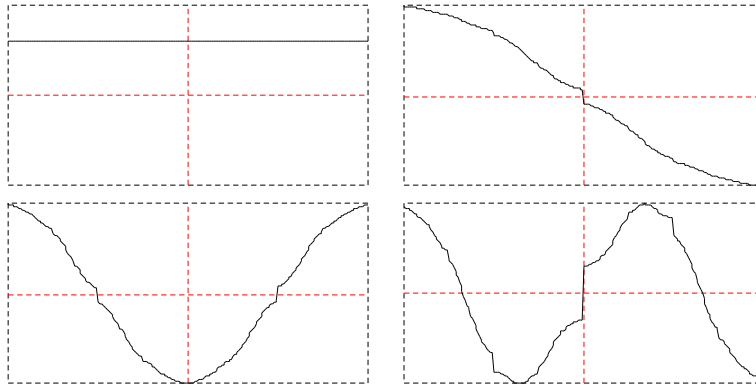


Figure 15B . The same functions after 15 iterations (once the fixed point has been reached).

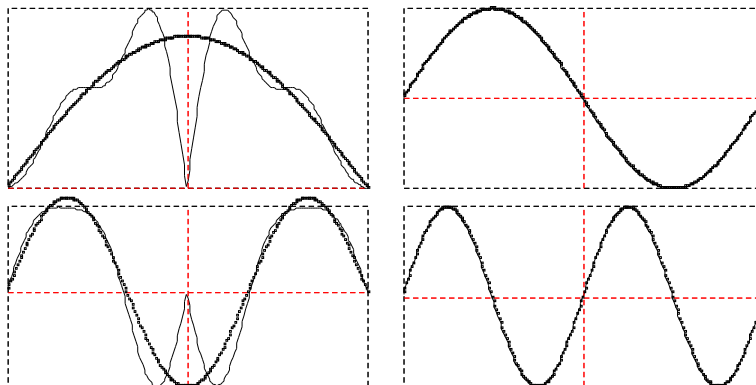


Figure 16A . The lowest energy states of the fixed b.c. laplacian after 15 iterations. The fixed point has not yet been reached.

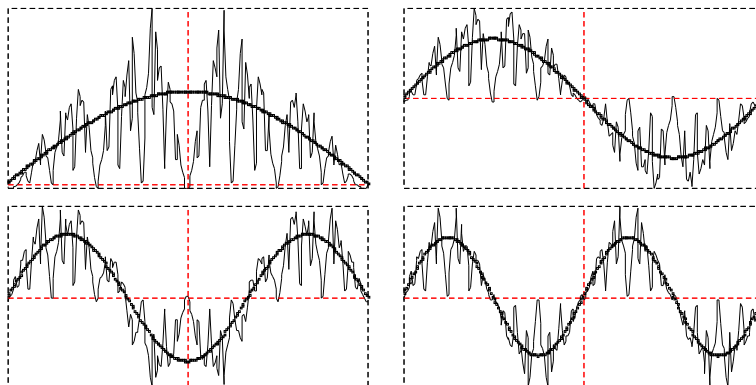


Figure 16B . The same functions as Figure 16A , once the fixed point has been reached (100 iterations).

imately 2. Values around zero might be physically interesting. The fixed points for the eigenstates of the free and fixed b.c. laplacian yield the results of table 4.

	Ground state		1st exc.		2nd Exc.		3rd Exc.	
Fixed b.c.	0.034	0.027	0.21	0.08	0.33	0.08	0.42	0.11
Free b.c.			1.55	0.06	1.65	0.05	1.4	0.05

Table 4. Scaling dimensions of the energy under RG for the fixed point reached with free and fixed b.c. wave-functions. The free ground state is missing since its calculation is meaningless: its energy is exactly zero.

Generalization to 2D.

The process may be easily generalized to 2D, if instead of splitting the interval into two regions we part it into four. The case of the eigenfunctions of the free b.c. laplacian yields a fixed point which is much smoother than in the 1D case, as it is shown in figure 17.




Figure 17. Above, wave-functions for the 2D laplacian with free b.c. for a 32×32 system. Below, the fixed point we reach. These last functions are also smooth.

In the fixed b.c. case, we obtain a rather different fixed point, as it is shown in figure 18.




Figure 18. Same concept as in figure 17, but for initial wave-functions with fixed b.c. The fixed point is thoroughly different.

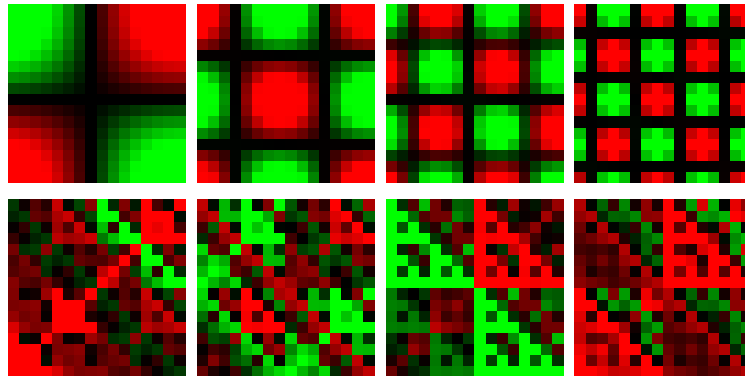


Figure 19. Wavefunctions 16–16 of higher energy than the previous ones, which yield a repeated pattern based on the Pascal or Sierpinski triangle. It must be remarked that this curious structure is not stable, and that it is due to a slight asymmetry of numerical origin in the initial states.

Among the fixed points we have found a great richness of structures. Figure 19 shows a pattern which may result familiar.

Self-replicability and the CBRG.

Once the question around the free b.c. has been settled (they work because they are approximately self-replicable), there appears a second question: why are free b.c. states approximately self-replicable? The answer is: because they resemble a fixed point of smooth functions, towards which they do not converge.

There is a great number of fixed points for this replica transformation¹⁰, but most of them are non-smooth. The only such set to the knowledge of the author is really simple: the polynomials.

It may be proved that the set $\{1; x; x^2; \dots; x^n\}$ is exactly self-replicable for any n and interval. The reason is that translations and scaling transformations of the set return as garbage a contribution from lower order polynomials.

Therefore, in a certain sense, we might say that the success of free b.c. with CBRG is due to the fact that their eigenstates look like the polynomials. Fixed b.c. states also resemble them, but they lack the two first ones: 1 and x . This guarantees their failure.

2.8. Bibliography.

- [BCLW 77] H.P. van der Braak, W.J. Caspers, C. de Lange, M.W.M. Willemse, The determination of the ground-state energy of an antiferromagnetic lattice by means of a renormalization procedure, *Physica A*, 87, 354–368 (1977).
- [DSW 78] S.D. Drell, B. Svetitsky, M. Weinstein, Fermion field theory on a lattice: variational analysis of the Thirring model, *Phys. Rev. D* 17, 2, 523–36 (1978).

¹⁰ The present author has not been able to find references to this transformation in the literature on fractals. Nevertheless, many of the fixed points have non-trivial fractal structure, even on a discrete functional space.

- [DW 78] S.D. Drell, M. Weinstein, Field theory on a lattice: absence of Goldstone bosons in the U(1) model in two dimensions, *Phys. Rev. D* 17, 12, 3203-11 (1978).
- [DWY 76] S.D. Drell, M. Weinstein, S. Yankielowicz, Strong coupling field theory I. Variational approach to ϕ^4 theory, *Phys. Rev. D* 14, 2, 487-516 (1976).
- [DWY 77] S.D. Drell, M. Weinstein, S. Yankielowicz, Quantum field theories on a lattice: variational methods for arbitrary coupling strengths and the Ising model in a transverse magnetic field, *Phys. Rev. D* 16, 1769-81 (1977).
- [FEY 65] R.P. Feynman, R.B. Leighton, M. Sands, *The Feynman Lectures on Physics, Volume III (Quantum Mechanics)*, Addison-Wesley (1965).
- [FH 65] R.P. Feynman, A.R.H. ibbs, *Quantum Mechanics and Path Integrals*, McGraw-Hill (1965).
- [FIS 95] Y. Fisher (ed.), *Fractal image compression*, Springer (1995).
- [GMSV 95] J. Gonzalez, M.A. Mart n-Delgado, G. Sierra, A.H. Vozmediano, *Quantum electron liquids and High- T_c superconductivity*, Springer (1995).
- [JUL 81] R. Jullien, Transitions de phases a $T = 0$ dans les system es quantiques par le groupe de renormalisation dans l'espace reel, *Can. J. Phys.* 59, 605-31 (1981).
- [KAD 66] L.P. Kadanoff, Scaling laws for Ising models near T_c , *Physica* 2, 263 (1966).
- [LEM 89] P.G. Lemarie (ed.), *Les Ondelettes en 1989*, Springer (1989).
- [MDS 95] M.A. Mart n-Delgado, G. Sierra, The role of boundary conditions in the real-space renormalization group, *Phys. Lett. B* 364, 41 (1995).
- [MDS 96] M.A. Mart n-Delgado, G. Sierra, Analytic formulations of the density matrix renormalization group, *Int. J. Mod. Phys. A* 11, 3145 (1996).
- [MRS 96] M.A. Mart n-Delgado, J. Rodriguez-Laguna, G. Sierra, The correlated block renormalization group, cond-mat/9512130 and *Nucl. Phys. B* 473, 685 (1996).
- [PJP 82] P. Pfeuty, R. Jullien, K.A. Penson, Renormalization for quantum systems, in *RealSpace Renormalization*, ed. by T.W. Burkhardt and J.M.J. van Leeuwen pag. 119-147. Springer (1982).
- [SDQW 80] B. Svetitsky, S.D. Drell, H.R. Quinn, M. Weinstein, Dynamical breaking of chiral symmetry in lattice gauge theories, *Phys. Rev. D* 22, 2, 490-504 (1980).
- [WHI 99] S.R. White, How it all began, in *Density-Matrix Renormalization* ed. by I. Peschel et al. (Dresden workshop in 1998), Springer (1999).
- [WIL 71b] K.G. Wilson, Renormalization group and critical phenomena II. Phase-cell analysis of critical behaviour, *Phys. Rev. B*, 9, 3184-3205 (1971).

3. Density matrix renormalization group algorithms.

Synopsis.

Part I. DMRG for Quantum Mechanics.

3.1. The Density Matrix Renormalization Group.

3.2. DMRG Algorithms for Particles in a 1D Potential.

Part II. DMRG, Trees and Dendrimers.

3.3. DMRG for trees.

3.4. Physics and Chemistry of Dendrimers.

3.5. DMRG Algorithms for Exciton Dynamics on Dendrimers.

3.6. Bibliography.

Part I. DMRG for Quantum Mechanics.

The "particle in a box" problem, in which K.G. Wilson had found a synthesis of the difficulties of the BRG approach¹, was solved for the first time using RSRG techniques by Steve R. White in 1992 [WHI92]. The technique became known as Density Matrix Renormalization Group (DMRG). With its appearance on stage, RSRG received in a few years full acknowledgement as a high precision numerical method. Since Wilson's solution of the Kondo problem no RSRG method had ever achieved comparable results. In a sense, DMRG holds a certain "magical" aura: its success is still surprising both to the sporadic practitioner and the specialist.

Our work on the DMRG has focused on the less intricate of its applications so as to reach a deeper understanding of its inner workings: quantum mechanics of a single particle.

The first two sections of this chapter contain a detailed introduction to DMRG applied to quantum mechanics. The basic aspects of the DMRG are taken from the original works of Steven R. White and Reinhard M. Noack ([WHI92], [NWH92], [NWH93] and [WHI93]) and from [GMSV

¹ See section 1.4.V and the first part of the previous chapter.

95], which contains its first appearance in a "textbook". The application to quantum mechanical problems is based on the work of M. A. Martin-Delgado, R. M. Noack and G. Sierra [MSN 99]. We would like to remark that all the numerical results exposed in this work have been obtained with our own programs.

Afterwards, an extension of the method is developed which was carried out by our group [MRS 00]. Initially, the DMRG was only applied to unidimensional problems, but it is also possible to employ it to analyze systems whose configurational space has a tree-like topology. In the second part of this chapter a suitable extension is applied to the study of the dynamics of excitons in a kind of polymeric molecules which have been recently synthesized, known as dendrimers.

The literature on the DMRG is rather wide and quickly growing (see the article by Karen Hallberg [HAL 99] for a global point of view). In this thesis we have only cited the works which were most closely related to ours, and no importance sampling may be assumed.

3.1. The Density Matrix Renormalization Group.

The global idea of DMRG may be stated in a single sentence: "when splitting a system into blocks, these should not remain isolated".

S. R. White realized that the lowest energy states of the isolated blocks need not be the best building bricks to construct the big block. It is necessary for the block to be related to its environment so as it may choose the best states.

The solution starts with the superb block idea: a block which is made of some smaller blocks. Its dynamics is studied and the lowest energy state is found. From that state, the block states which "better" may be obtained, i.e.: the best bricks. This objective is accomplished by introducing the density matrix.

The development of this section is freely based on the text of R. P. Feynman [FEY 72] for the analysis of density matrices, and the work of S. R. White [WHI 98] for the general DMRG algorithm.

Why Density Matrices?

The DMRG algorithm receives its name from one of the tools incorporated into it. It is arguable whether the density matrix is the key ingredient of the method, but history has made it be considered to be so.

The reason for which the density matrix appears is the necessity of "fitting": it is necessary to find out which are the block states which reproduce most accurately a chosen global state, which shall be termed the target state. The manner in which this state for the superb block is found is a problem which shall be addressed later.

The states which "better" shall be considered to be the most probable ones, in which the block may be found, even though they have nothing to do with the low energy states for an isolated block (see an example in figure 2).

Density matrices are, according to some authors, the most fundamental way to describe quantum mechanical systems. In our description we shall adopt the more "practical" view of R. P. Feynman [FEY 72], according to which these matrices are necessary because systems must always be separated from their environment in order to be analyzed. This comment was the one which took S. White to use them as the foundation of his RG formulation.

Even though we shall follow [FEY 72], the topic is discussed in similar terms in [LL 71] and in [CDL 73]. At the end of the section we shall briefly comment on the other possible view.

Figure 1 shows the structure of the entire system (the superblock) which is split into block and environment.

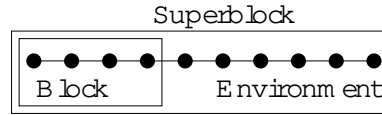


Figure 1. Superblock split into block and environment.

Let the ground state of the full superblock be given by the (pure state!) ket $|j_0\rangle$. In a typical many-body situation, this ket contains entangled information for block and environment. The state is expressed as a sum of tensor products:

$$|j_0\rangle = \sum_{i,j} |i\rangle_{\text{block}} |j\rangle_{\text{env}}$$

where $|i\rangle$ make up a full basis for the block and $|j\rangle$ one for the environment. Let us consider an operator A^B which only acts on the block variables. Then,

$$A^B_{00} = \sum_{i,j} \langle i| A^B |i\rangle \langle j| j_0\rangle$$

so, since $\langle i| j\rangle = \delta_{ij}$, we have

$$A^B_{00} = \sum_{i,j} \langle i| A^B |i\rangle \langle j| j_0\rangle$$

Now we may define the block density matrix through its matrix elements in a complete basis

$$\rho_{ij} = \langle i| j_0\rangle \langle j_0| j\rangle$$

i.e.: the environmental components are "traced out". With this definition our expectation values may be written as:

$$A^B_{00} = \sum_{i,j} \langle i| A^B |i\rangle \rho_{ij} = \text{tr} A^B \rho$$

The block density matrix is positive-definite, self-adjoint and has unit trace (see [FEY 72]). The interpretation, nevertheless, varies with the author to be considered. The original formulation was given by L.D. Landau and J. von Neumann [PMN 94] in order to introduce thermal averages in quantum mechanics. The target was to deal with any "second level of uncertainty" beyond the one coming from quantum mechanics. Density matrices are a fundamental tool to study thermodynamically a quantum system or to take into account any lack of information concerning the exact way in which the state was prepared. In other terms:

"Whether the environment is not relevant for the computation or if it is out of reach, the block (system) must not be considered to be in a pure state, but in a mixed state. I.e.: an statistical ensemble of pure states with given probabilities."

The states we are referring to do not need to be orthogonal, but each one of them must of course correspond to a different state of the environment. We remark Gleason's theorem, which asserts that, under very general conditions, every mixed state may be described by a self-adjoint positive-definite and unit-trace density matrix [GP 89].

It must be noticed, even though briefly, that the theoretical physicists which have considered seriously the measurement problem in quantum mechanics tend to give a different interpretation: "A density matrix is the most complete possible description of an ensemble of identically prepared physical systems". According to this second picture, we should have started our discussion with a density matrix for the complete system. For a defence of this position the reader is referred to, e.g., [GP 89] and [BAL 90].

DMRG : The Basic Idea.

The objective of the DMRG is to choose for each block the states which are the best possible building blocks. Thus, an eigenstate of the full system is sought, which is called the target state. Afterwards we build the set of states of the block which are most appropriate to reproduce that state.

This "truncation" is performed by building a density matrix for the block from the target state, by "tracing out" the variables which belong to the environment. This density matrix is diagonalized. Its eigenvalues are the probabilities for each of the different states of the block. Therefore, it is necessary to choose the eigenstates of highest eigenvalues of the density matrix.

Figure 2 shows graphically the difference between choosing an eigenstate of the density matrix (with highest eigenvalue) and an eigenstate of the block hamiltonian (with lowest eigenvalue).

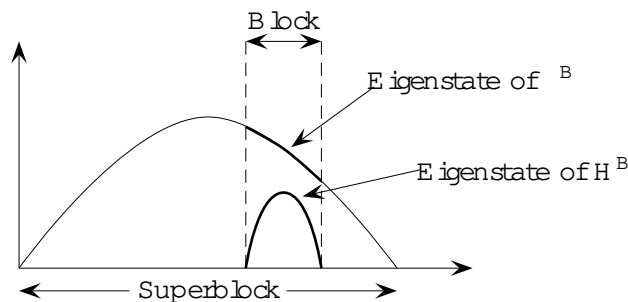



Figure 2. A QM example showing how the B eigenstate fits perfectly the target state at the block, while the H^B eigenstate, which has to boundary conditions, does not.

Even though the details of the procedure are strongly dependent on the particular implementation, the main lines of work are essentially the ones that follow. The basic DMRG algorithm consists of a warm up, which establishes a consistent set of variables, and the sweeping, which iterates the process on the full system until convergence is reached.

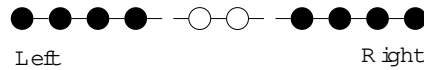
The following discussion is rather formal, and all the details on concrete implementations are left open.

DMRG : The Warmup.

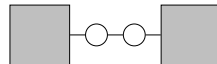
The system, which we shall consider to be 1D, starts with a small chain.



This chain is split into a left and a right part, with two sites between them :



This system shall be schematically represented as follows:



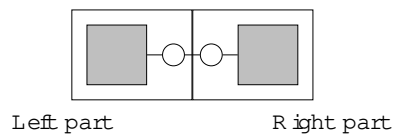
In this figure two types of objects are to be seen: blocks (whether big, which contain many sites, or small, with a single site) and links between them, which we shall call hooks. Both shall be represented by certain operators.

The DMRG growth loop works in this way:

1.- Using the block and hook operators we compose an effective matrix which represents the superblock hamiltonian.

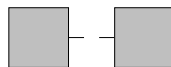
2.- The ground state of this superblock hamiltonian is found.

3.- With that state, density matrices are found for the left and right halves of the system :

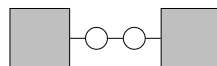


4.- We retain the m eigenvalues of the density matrix with highest eigenvalues on both sides. With them, appropriate truncation operators are built.

5.- Using these truncation operators, the left and right parts are "renormalized" to yield new blocks and hooks:



6.- The hooks which are dangling may not be tied up together, since they represent links to individual sites. We introduce two new sites between both blocks and we have closed the RG loop.



After this process the system has increased the number of sites: $N \rightarrow N + 2$.

DMRG : The Sweep.

The warm up by itself may yield rather satisfactory results: the diagonalization of the superblock hamiltonian provides at each step an approximation to the lowest energy states of the system. But, when combined with the sweeping process, the results of the DMRG may reach arbitrarily high precision².

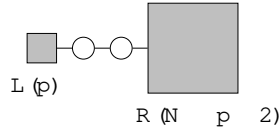
The warm up provides a series of numerical values for the matrix elements of the block and hook operators which are coherent (in a sense which shall be now explained). All the operators which have been obtained through the warm up process must be stored.

Let us call $L(p)$ and $R(p)$ the set of block and hook operators representing the p leftmost and rightmost sites respectively. In this way we may write the formal equation:

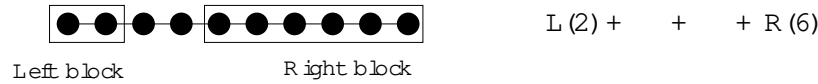
$$L(p) + \dots + R(N - p - 2) =$$

where \dots represents the whole system, the symbols $L(p)$ and $R(p)$ represent individual sites and the addition symbol is suitably "extended" (see section 4.6).

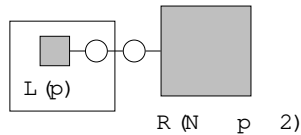
This very equation may be graphically represented:



Taking $p = 2$, we have



Since we have stored all the $R(p)$ and $L(p)$ during the warm up, it is possible to build up the superblock hamiltonian which represents the whole system. Once this has been done, the ground state of the superblock (target state) is found and the density matrix is built for one side. In our example, we take the left one:

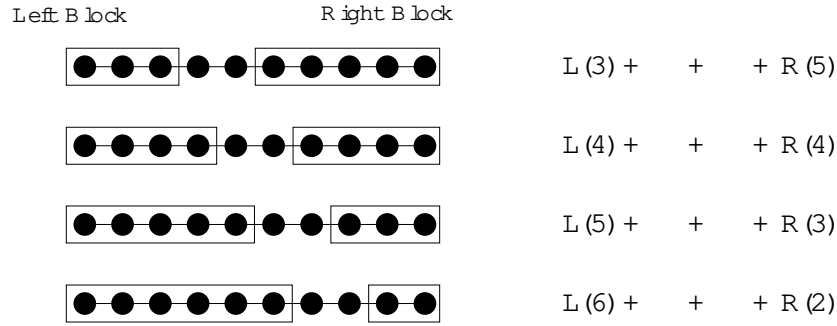


We obtain the most probable states (i.e.: the eigenstates of the density matrix with highest eigenvalues) and "renormalize" the pack $L(p) + \dots$ so as to make $L(p + 1)$ up. Afterwards, we search in the "warehouse" the pack $R(N - p - 3)$, which "matches" the $L(p + 1)$ we have just built to make up another superblock:

$$L(p + 1) + \dots + R(N - p - 3) =$$

In our concrete example, p takes now the value 3. Then 4, 5...

² This is true for QM. For interacting systems, the number m of conserved states must be high enough.



This process goes on, making the left block grow and the right one shrink until the latter is as small as possible. Once this point is achieved, we invert the sense of the sweep and the left block starts decreasing (and the right blocks are the ones which get modified).

Once the initial point is regained, it is said that a full sweep has been completed. Energies usually converge in a few sweeps up to machine precision.

Some details were removed from the former description for the sake of clarity.

At each step only a given number m of states are conserved. But the packs $L(p)$ and $R(p)$ only contain the matrix elements of the needed operators between those states.

There is a minimum block size, which we shall term p_0 , which depends on the number of conserved states m . In other words, p_0 sites should contain exactly m states.

When the warm up procedure finishes, values for all $L(p)$ and $R(p)$ have not been obtained, but only for

$$fL(p_0); L(p_0 + 1); \dots; L(N - p_0 - 1)g \quad fR(p_0); R(p_0 + 1); \dots; R(N - p_0 - 1)g$$

The reason is that the two last blocks of each series, along with two free sites, make up the whole system. Therefore, the sweep always starts with this configuration, making the left block grow (e.g.) until it reaches its maximum size $L(N - p_0 - 2)$.

The Key Features of DMRG.

The DMRG is a high precision method. In the next section we shall describe its application to quantum mechanical problems and we shall discuss its performance. Before providing numerical results we would like to remark some of its basic features:

It is a variational method. There are no perturbative series: the system may be as strongly coupled as desired. Meanwhile not all implementations guarantee the lowering of the energy of all states at every step, it is sure that the accuracy of the approximation of the target state shall increase.

It is an implicit method: the states we are working with are only known through their matrix elements of the operators making up the packs $L(p)$ and $R(p)$. Hopefully, the number of such values is much lower than the dimension of the Hilbert space.

3.2. DMRG Algorithms for Particles in a 1D Potential.

Now we shall describe a concrete non-trivial implementation of the DMRG algorithm: the solution to quantum mechanical problems in 1D. This application was developed by M. A. Marten-Delgado, R. M. Noack and G. Sierra in 1999 [MSN99].

Let us consider a similar problem to the one we found in section 2.2, i.e.: the problem of a particle in a discretized box with a potential. We write them matrix elements of the total Hamiltonian:

$$H_{ij} = \begin{cases} -\frac{\hbar^2}{2m} \delta_{ij} + V_i & \text{if } i = j \\ -\frac{\hbar^2}{2m} \delta_{ij} & \text{if } |i - j| = 1 \\ 0 & \text{otherwise} \end{cases}$$

where N is the number of cells and $h = x = 1/N$, since the box is considered to be the interval $[0;1]$. The values of V_i are "sampled" at each cell, e.g.: $V_i = V((i-1)h)$.

At each RG step there are some states L_i with $i \in [1::m]$ for the left block and other R_i for the right one. These states are not explicitly stored. The left block embraces p sites and the right one $N - p - 2$. The two central sites are represented by two delta states (concentrated at a single cell), denoted by j_{cl} (center{left}) and j_{cr} (center{right}).

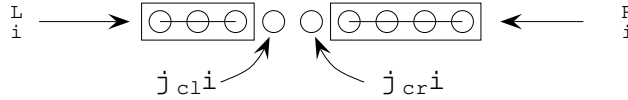


Figure 3. States making up the superblock: L_i correspond to the left block, j_{cl} and j_{cr} to the free central sites and R_i corresponds to the right block.

Let us consider all possible decompositions of the system into a left part, two sites and a right part. Let us see how many packs we need:

$$fL(m); L(m+1) :: L(N-m-2)g \quad fR(m); R(m+1) :: R(N-m-2)g$$

A block smaller than m sites makes no sense, since it would not even contain m independent states.

Each one of the packs, e.g. $L(p)$ contains a block matrix and a hook vector. We shall denote them with the same symbol (abusing of notation): $L(p)_{ij}$ and the vector ones by $T_L(p)_i$. In an explicit fashion:

$$L(p)_{ij} = L_i H_j \quad T_L(p)_i = L_i H_{j_{cl}} \quad [1]$$

On the right side the definition is equivalent:

$$R(p)_{ij} = R_i H_j \quad T_R(p)_i = R_i H_{j_{cr}} \quad [2]$$

These are the data we shall work with.

Blocks Composition.

One of the keys of the new renormalization methods is its generalization of the blocks fusion idea. For the DMRG each block is represented by a "pack", which consists of a series of matrix elements of certain operators. Two packs may get fused and yield other pack which is a representation of the block including both of them.

Let us suppose the system to be divided into a block with p sites, two free sites and another with q sites such that $p + 2 + q = N$. We write formally:

$$L(p) + \quad + \quad + R(q) =$$

In this paragraph we shall describe the process

$$L(p) + \quad ! \quad L(p+1)$$

which provides a representation (a pack) for the block containing the first $p+1$ sites.

Foremost, we shall write down a variational Ansatz which includes all the states of the superblock shown in figure 3.

$$|j\rangle_i = \sum_{i=1}^X a_i^L |L\rangle_i + a^{cl} |j_{cl}\rangle_i + a^{cr} |j_{cr}\rangle_i + \sum_{j=1}^X a_j^R |R\rangle_j \quad [3]$$

The variational parameters are the a_i^L , a_i^R , a^{cl} and a^{cr} : in total $2m+2$. Since the set of states is orthonormal, obtaining the superblock hamiltonian is equivalent to calculate the matrix elements of the hamiltonian between each pair.

Using the matrix elements $L(p)_{ij}$, $R(q)_{ij}$, $T_L(p)_i$ and $T_R(q)_i$ we may make up the superblock hamiltonian like this:

$$H_{Sb} = \begin{array}{c|cc|c} & 0 & & 1 \\ \hline \begin{array}{c} \vdots \\ L \\ \vdots \end{array} & L & T_L^Y & \\ \hline & T_L & H_{cl;cl} & H_{cl;cr} \\ \hline & & H_{cr;cl} & H_{cr;cr} & T_R \\ \hline & & & T_R^Y & R \\ & & & & \begin{array}{c} \vdots \\ R \\ \vdots \end{array} \end{array} \quad [4]$$

The diagonalization of such an effective superblock hamiltonian shall provide us with an estimate for the lowest energies of the total system. Its eigenvectors shall yield global states for the total system.

$$|j\rangle_i = \sum_{i=1}^X b_i^j |L\rangle_j + b_i^{m+1} |j_{cl}\rangle_i + b_i^{m+2} |j_{cr}\rangle_i + \sum_{j=1}^X b_i^{m+2+j} |R\rangle_j$$

with b_i^j denoting the j -th component of the i -th eigenvector of the superblock hamiltonian ($j \in [1::2m+2]$, $i \in [1::m]$).

Now the properly called "renormalization" procedure is executed, which we are denoting with the formal expression $L(p) + \quad ! \quad L(p+1)$.

Let us focus on the left half of the system (left block + free site). We put zeroes on the components with j ranging from $m + 2$ upto $2m + 2$ of matrix b and we obtain the states

$$\sum_{j=1}^X b_i^j \begin{matrix} L \\ j \end{matrix} + b_i^{m+1} \begin{matrix} j \\ c1 \end{matrix} i$$

These do not make up an orthonormal set. A Gram-Schmidt process solves the problem and the correct states shall be expressed by

$$\hat{B}_i^L = \sum_{j=1}^X B_i^j \begin{matrix} L \\ j \end{matrix} + B_i^{m+1} \begin{matrix} j \\ c1 \end{matrix} i$$

With these new states, including one more site than the ones before, shall be used to build up the new pack $L(p + 1)$. The block matrix elements shall be

$$\begin{aligned} \hat{L}(p+1)_{ij} &= \sum_{i^0, j^0=1}^D \hat{B}_i^L H \hat{B}_j^L = \sum_{i^0, j^0=1}^X B_i^{i^0} H B_j^{j^0} \begin{matrix} L \\ j^0 \end{matrix} + \sum_{j^0=1}^X h_{c1j} B_i^{m+1} H B_j^{j^0} \begin{matrix} L \\ j^0 \end{matrix} \\ &+ \sum_{i^0=1}^X \begin{matrix} L \\ i^0 \end{matrix} B_i^{i^0} H B_j^{m+1} \begin{matrix} j \\ c1 \end{matrix} i + h_{crj} B_i^{m+1} H B_j^{m+1} \begin{matrix} j \\ cr \end{matrix} i \end{aligned}$$

This expression, apparently rather complicated, may be written as a basis change on the upper left part of the superblock hamiltonian:

$$\hat{L}(p+1) = B \begin{array}{c|c} \begin{matrix} 0 \\ L(p) \end{matrix} & \begin{matrix} 1 \\ T_L^y \end{matrix} \\ \hline \begin{matrix} T_L \end{matrix} & \begin{matrix} H_{c1;c1} \end{matrix} \end{array} \begin{matrix} C \\ A \end{matrix} B^y \quad [5]$$

The renormalization of the hook is even more simple. Since it denotes the linking of the block to an external site, it is by definition

$$\hat{T}_L(p+1)_i = \sum_{j=1}^D \hat{B}_i^L H \begin{matrix} j \\ cr \end{matrix} i$$

but the whole block is only linked to the central-right site through the site which was formerly the central-left one (and is now part of the block). Thus:

$$\hat{T}_L(p+1)_i = B_i^{m+1} h_{c1j} H \begin{matrix} j \\ cr \end{matrix} i = B_i^{m+1} H_{p+1,p+2} \quad [6]$$

To sum up, the process $L(p) \rightarrow L(p+1)$ is divided in these steps:

We take the left and right packs (equations [1] and [2]).

We make up the superblock hamiltonian (equation [4]).

It is diagonalized, and we retain the m first states.

We make zero the last $m + 1$ components of the vectors and re-orthonormalize them (Gram-Schmidt), to obtain a basis change matrix B .

We use that basis change matrix to obtain, from the appropriate quadrant of the superblock matrix, the new $L(p+1)$ (equations [5] and [6]).

Obviously, the scheme for the right side renormalization is fully analogous.

N.B.: The density matrix is not necessary for the quantum mechanical problem. It is possible to introduce it, as it is done in [WHI92], but the same result is obtained. Despite that, the method is so similar in spirit that it conserves the name.

Warmup Cycle.

In the first step (ab initio) the system is formally represented by

$$(2m + 2) = L(m) + \quad + \quad + R(m)$$

The left block states, with m sites, may be (e.g.) the delta states concentrated on each of the m first sites. Mutatis mutandis, the same may be said about the right side. The "central left" and "central right" sites shall be respectively the sites $m + 1$ and $N - m$.

Therefore, the packs for this first step are:

$$\begin{aligned} L(m)_{ij} &= \langle h_{ij} | H_{j,j} \rangle & T_L(m) &= \langle h_{ij} | H_{j,m+1} \rangle \\ R(m)_{ij} &= \langle h_{N+1-i} | H_{j,N+1-j} \rangle & T_R(m) &= \langle h_{N+1-i} | H_{j,N-m} \rangle \end{aligned}$$

We renormalize it according to the formerly stated scheme both for the left and right sides:

$$L(m) + \quad ! \quad L(m+1) \quad R(m) + \quad ! \quad R(m+1)$$

by inserting two new sites between both blocks. The process is repeated until the total size of the system is reached:

$$L(N=2-1) + \quad + \quad + R(N=2-1) = \quad (N)$$

At this very moment we state that the warm up is finished. All the packs

$$fL(m) :::: L(N=2-1)g \quad fR(m) :::: R(N=2-1)g$$

have been initialized. Even though not all the $L(p)$ and $R(p)$ have been initialized, it is possible to start working with the values we have so far. Notice that, if the hamiltonian is symmetric under parity, it is possible to assume that, at every step, $L(i) = R(i)$, and the problem gets simplified.

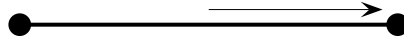
N.B.: Obviously, there is no real link between the two sites $\quad + \quad$ at every step of the warm up. It is necessary to include a fictitious one so as the algorithm works. When the hopping elements between neighbouring sites are equal all along the lattice, this is not a problem.

Sweeping Cycles.


At a practical level, a sweep cycle starts with the system as the warm up leaves it. Although we might be tempted to start with the smallest possible left block (m sites) and the biggest right one ($N - m - 2$), the difficulty is obvious: only the blocks with sizes smaller than half the system are available.

Therefore, the sweep consists of three parts:

The left block is made grow against the right one till the extreme is reached (from $N = 2 - 1$ to $N - m - 2$).



The right block now grows from its minimum size m to its maximum $N - m - 2$.



The left block grows again from m to $N = 2 - 1$.



Once the third phase has been finished, a sweeping cycle has been completed. All the blocks which include less than $N = 2$ sites have been refreshed at least once from their creation and the rest of them have been created in the process.

The DM RG algorithm repeats the sweeping cycle until convergence is attained. If the values for the superblock hamiltonian eigenvalues are not modified (within some precision) in a whole cycle, the problem is assumed to be solved.

Numerical Results.

In [M SN 99] the behaviour of the preceding algorithm is analyzed for a variety of potentials, and results are obtained whose errors are smaller than one part in 10^{10} for all of them : harmonic oscillator, anharmonic oscillator and double well.

Maybe the most interesting results were obtained with the double well potential, where in perturbation theory it is rather difficult to obtain the modification of the spectrum due to the tunnel effect between them. This modification is analytically studied perturbatively using the instantonic approximation. The results which are obtained are fully consistent with exact diagonalization whenever possible and with the instantonic approximation when it is not.

Since these numerical results were not obtained originally for this work and are not relevant for its understanding, we refer the reader again to [M SN 99] for its careful analysis.

It is important to remark that the computation is rather fast because the process is implicit, i.e.: the components of the complete wave-vectors are never explicitly used, and they are not even stored. The matrix elements of specific operators between those states is enough to carry out the RG cycle.

This feature of being implicit is quite desirable for an RG algorithm based on the block idea, since the number of operations to take an RG step does not scale with the system size. Unfortunately, as we shall see in the rest of this work, this is not always possible.

Part II. DMRG, Trees and Dendrimers.

3.3. DMRG for Trees.

The implicit DMRG algorithm which was described in the former section was strongly dependent on the left-right distinction. Is it possible to find an algorithm with the same features on a space where this distinction does not exist?

A tree is a graph which contains no loops. In a certain sense, it keeps the unidimensional character which is needed³ for DMRG and, at the same time, it prepares the terrain to tackle afterwards multidimensional problems. In MR001M A. Martn-Delgado, G. Sierra and the author of this thesis extended the quantum-mechanical DMRG algorithm so as it might work on a tree-like graph without losing its implicit character. This technique found a practical application in the study of excitons on dendrimers, which is developed in the next section.

Climbing the Trees.

In the former chapters we have defined the hamiltonian operators on discretized spaces based on a graph structure. In this section graphs acquire a crucial importance.

Let G be a graph, described by a set of sites S and an associated neighbourhood structure: for each $i \in S$ there is a set $N(i) \subset S$ such that $i \in N(j) \iff j \in N(i)$. As usual, a path shall be an ordered set of sites $i_1 :::: i_n$ such that $i_{k+1} \in N(i_k)$ (i.e.: each site is connected to the previous one). The number of elements of $N(i)$ is called $d(i)$, the degree of the sites or coordination index in physical terminology (see appendix A and [BOL98] for more details).

On a connected graph, the removal of a site i splits the set S into a certain number $k(i)$ of disconnected components: $S(i)_1 :::: S(i)_{k(i)}$, and it must always be true that $k(i) \leq d(i)$. If the inequality saturates for all the sites, the graph is called a tree (see figure 4).

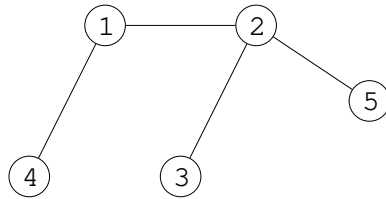


Figure 4 A tree: the removal of any site leaves the graph split in disconnected components such that each neighbour of the site remains in a different one.

It is important to consider the previous definition in more intuitive terms (however, this explanation does not make up a proof, and we refer the interested reader to [BOL98]).

³ There are approaches to tackle 2D systems with DMRG (see next chapter), but the error range is much higher and the speed much lower than for the 1D case.

Let us consider a connected graph in which, when removing a site p which contains three neighbours, there appear three disconnected components. It must be true that each of the components contains one of the neighbours. Let us call the three components $S(p)_1$, $S(p)_2$ and $S(p)_3$. If the site p did not exist, it would be impossible to trace a path from a site in $S(p)_1$ to a site of $S(p)_2$. Thus, the path between those sites passes necessarily through p .

If that is true for any p in the graph, then it is not difficult to conclude that for any pair of points in G there is just one possible path and, therefore, there are no closed paths (which imply the presence of two different paths between two points). This is the classical definition of a tree.

As a matter of fact, there are various alternative definitions of a tree, and it may be useful to know them :

A connected graph for which the removal of any site leaves the graph split into as many isolated components as neighbours it has.

Connected graph for which the removal of any site leaves its neighbours disconnected among them selves.

Graph in which for each pair of sites there is a single path which connects them without repeating sites.

Connected graph without loops (i.e.: there are no closed loops which do not repeat sites).

It must be clearly remarked that "legitimate" multidimensional spaces may not be represented as tree-like graphs. In some way, trees present extended unidimensionality. On the other hand, a unidimensional space with periodic boundary conditions is not a tree. The natural thesis of this chapter shall be that "The implicit DMRG technique finds its natural place in the trees".

DMRG on Trees. The Idea.

Let us see how the DMRG algorithm for 1D chains is adapted to tackle problems on trees.

It is fundamental to observe the system from the "point of view" of a particular site. Let p be that site. For it, the universe is reduced to a certain number of blocks ($d(p)$ to be exact) which are disconnected among them selves, as it is shown in figure 5.

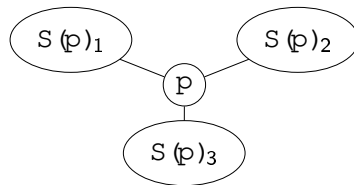


Figure 5. The world as it is seen from site p .

If we are endowed with appropriate "packs" (block + hook) for each of these blocks, we may build a superblock hamiltonian which represents the whole system. This hamiltonian would be diagonalized and, with the help of its m lowest energy states, we would carry out the block fusion process. For example, blocks $S(p)_1$ and $S(p)_2$ along with the site p itself may form a block

$$S(p)_1 + S(p)_2 + p \rightarrow B$$

Graphically this appears in figure 6.

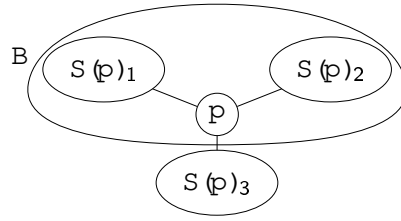


Figure 6. Blocks $S(p)_1$ and $S(p)_2$ along with site p get fused to make up block B .

Let us call q the neighbour of p which belongs to the block $S(p)_3$. Block B is a part of the system seen from q . Thus, there must exist an index y such that

$$B = S(q)_y$$

Thus, the operation is really

$$S(p)_1 + S(p)_2 + p \rightarrow S(q)_y$$

Now we may consider site q to be free.

A Simple Illustrative Computation.

Let us consider the graph which is represented in figure 7.

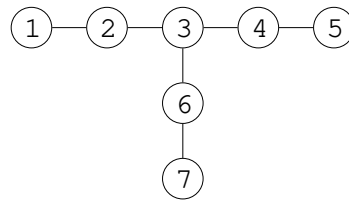


Figure 7. A sample tree, on which we shall apply the DM RG algorithm.

Let site 2 be our free site for the first step. The system, as it is seen from that site, consists of two blocks (besides itself). The first contains only site $S(2)_1 = 1$, while the second contains the sites $S(2)_2 = 3, 4, 5, 6, 7$. Figure 8 shows this graphically.

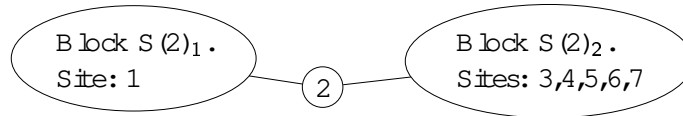


Figure 8. Schematic representation of the system viewed from site 2.

Let us suppose that only the ground state of the system is to be found and we associate a single normalized state to each block. For the first one we have the delta state $j(S(2)_1)_i = j_1 i$. On the other hand, the state for the second block, $j(S(2)_2)_i$, encapsulates 5 degrees of freedom (as many as sites) in a single one. Thus, we may estimate variationally the ground state of the system using as an Ansatz

$$j_i = a_1 j(S(2)_1)_i + a_2 j(S(2)_2)_i + a_c j_2 i$$

The superblock matrix, which "represents" the full system, is a 3×3 matrix which takes this form from the point of view of site 2:

$$H^{Sb} = \begin{pmatrix} 0 & H[S(2)_1] & 0 & T[S(2)_1] \\ 0 & 0 & H[S(2)_2] & T[S(2)_2] \\ T^Y[S(2)_1] & T^Y[S(2)_2] & H_{22} & 0 \end{pmatrix}$$

Since the three states are normalized, the hamiltonian matrix elements between them yield the elements of H^{Sb} .

$$\begin{aligned} H[S(2)_1] &= \langle h(S(2)_1) | H | h(S(2)_1) \rangle & H[S(2)_2] &= \langle h(S(2)_2) | H | h(S(2)_2) \rangle \\ T[S(2)_1] &= \langle h(S(2)_1) | H | j_2 \rangle & T[S(2)_2] &= \langle h(S(2)_2) | H | j_2 \rangle \end{aligned}$$

Once we have obtained the ground state we may carry out the blocks fusion procedure

$$S(2)_1 + \text{! } B \text{! } f1g + \text{! } f1;2g$$

Graphically, this is shown in figure 9.

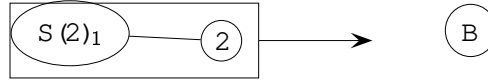


Figure 9. Block renormalization: the old block $S(2)_1$ plus the free site 2 get renormalized to the new block B .

If the following free site is 3, then the block B corresponds to one of its constituents, let us suppose it is $S(3)_1$. Let us see how to calculate its block matrix element and its hook. We eliminate from state j_i any mention of the block $S(2)_2$ and renormalize:

$$j(S(3)_1)i = A_1 j(S(2)_1)i + A_c j_2 i$$

where $A_1 = N^{-1}$ and $A_c = N^{-1}$, where N is an appropriate normalization constant. Now,

$$H[S(3)_1] = \langle h(S(3)_1) | H | h(S(3)_1) \rangle = A_1^2 H[S(2)_1] + A_c^2 H_{22} + 2 \text{Re}(A_1 A_c T[S(2)_1])$$

and now only the "hook" is missing

$$T[S(3)_1] = \langle h(S(3)_1) | H | j_3 \rangle = A_c H_{23}$$

Once we have completed the process, site 3 may be set free, which will have blocks $S(3)_1 = f1;2g$, $S(3)_2 = f4;5g$ and $S(3)_3 = f6;7g$. The pack for the rest of those blocks has been determined at the previous step, and the other two packs must be taken either from a former sweep (RG cycle) or from the warm up.

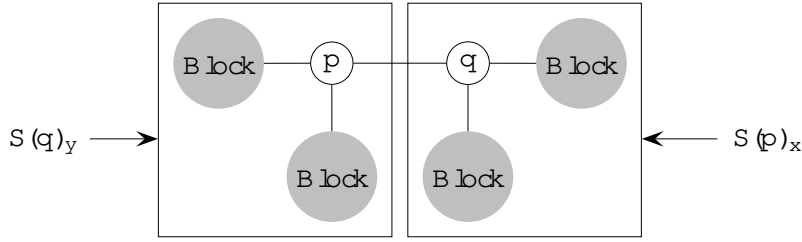


Figure 10. Graphical description of blocks $S(p)_x$ and $S(q)_y$.

Blocks Composition.

The major difference between 1D DMRG and its adaptation to trees is the blocks fusion technique. We now give the general rule.

Let us suppose that, at a given RG step, the free site is p , while the following one shall be q . Obviously, it must be true that $q \in N(p)$.

Let $S(p)_x$ be the block from p which contains its neighbour q . And let $S(q)_y$ be the block from q which contains p , as it is reflected in figure 10.

The objective, therefore, is to carry out the formal prescription

$$\bigotimes_{i \in [1::d(p)]} S(p)_i + p \rightarrow S(q)_y$$

I.e.: the "addition" of all the blocks corresponding to site p , but the one labelled x , along with the site p itself to "refresh" the block from site q which contains p .

Each block possesses a series of m states which constitute an orthonormal set⁴. Let us call

$$(S(p)_k)^l$$

the l -th state ($l \in [1::m]$) of the k -th block when splitting the graph according to site p . With these data we shall constitute the variational Ansatz (notice how this expression generalizes [3]).

$$j_i = \sum_{k=1}^{d(p)} \sum_{i=1}^m c^{m(k-1)+i} (S(p)_k)^i + c^{m d(p)+1} j_p i \quad [7]$$

The data pack is now formed by the set

$$\begin{aligned} H[S(p)_k]_{ij} &= (S(p)_k)^i H (S(p)_k)^j \\ T[S(p)_k]_i &= (S(p)_k)^i H j_p i \end{aligned}$$

With these elements the superblock hamiltonian is easy to construct, and has a very characteristic structure

⁴ This number might in principle vary from one block to another, although we have considered it to be uniform for the sake of simplicity.

The Warmup.

Once we have analyzed the tools, we tackle the concrete algorithm. The first step we must take is the obtention of a sufficient number of packs so as to start the process.

The only condition on the initial packs is their coherence. We mean that it is necessary that there exist real states whose matrix elements are given by their values. If the initial packs are coherent, the distance of the initial states to the true ones does not matter: convergence is ensured (faster or slower).

It is impossible to give an universal algorithm for the warm up without lowering the efficiency in particular cases. The last section of this chapter deals in detail with a process for the analysis of dendrimeric molecules. For the moment we state some general rules.

If the tree is not infinite, there must exist a set of sites which only have one neighbour. Let $D_1 = \{p \in G \mid \deg(p) = 1\}$. Once the computation of those sites is finished, they are removed from the graph. Let G_1 be the resulting graph after that elimination. Now we define $D_2 = \{p \in G_1 \mid \deg(p) = 1\}$. This process yields a sequence of sets D_k which gives the different onion skins of the graph. The number of steps to take until there are no more sites in the tree shall be known as its depth.

The warm up algorithm must proceed inwards, i.e.: shall start by grouping into blocks the sites belonging to the lower order onion skins, which shall absorb the inner sites in an iterative way until they reach the center. At that moment, the sweeping cycles may start.

An example may be useful in this case. Figure 11 shows the first step on a tree. The sites of the first and second onion skins are put into blocks. If these blocks contain more than m states, it is necessary to truncate. Otherwise, all the states are conserved.

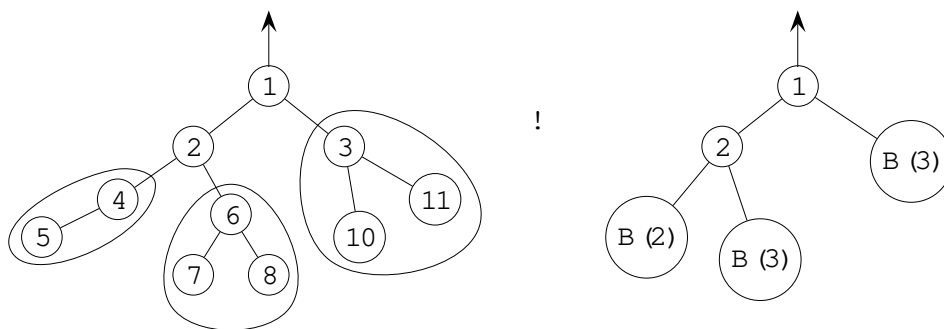


Figure 11. Warm up of a part of a tree. The arrow on site number 1 shows that the graph goes on in that direction. The sites bagged in the left side belong to the first and second onion skins. On the right, some blocks appear which have substituted them, given in parenthesis the number of states they contain. If this number is m , it remains like that. If it is greater, it is truncated to m .

The warm up is complete when all the sites belong, at least, to one block. At this moment the sweeping may start, and at its first step the free site must be one of the ones which belong to the innermost onion skin.

The Sweeping Cycle.

The strategy starts by the establishment of a sequence of free sites along the tree which we shall call the path. Generally speaking, the path may visit each site more than once.

This sequence does not need to cover the whole graph. It is not necessary to enter into a block when the number of sites which it contains is m (i.e.: there is no truncation). For example, if $m = 3$, it would not be required to enter at figure 11 into any of the blocks which are marked.

The election of the path, and that of the warm up, must be built taking into account the concrete problem, so as to take profit of the available symmetries. The case of the dendrimers shall provide a clear example.

3.4. Physics and Chemistry of Dendrimers.

A practical application of the DM RG technique applied to trees is the study of the excitonic spectrum of the polymeric molecules called dendrimers. The main reference for that analysis is the work of M. A. Mart n-Delegado, G. Sierra and the present author [MRS 00].

This section is dedicated only to provide a good physical and chemical basis to the dendrimers' analysis. A great amount of basic information may be obtained from [VOG 98] and the references therein. Along this section a part of the classical works on the subject are cited, along with some of the recent developments which are relevant for our work.

Dendrimers.

Dendrimers⁵ are highly branched polymers whose size in some cases exceed 10 nanometers. They are synthesized molecules with a rather low polydispersity (i.e.: the molecular masses distribution is highly peaked around a value) which have quite peculiar architectural features. These are:

They have a "core", called the focal point.

Out of this core stem a number of branches, called wedges.

After the addition of certain number of monomers, equal at all the branches, these are forced to branch again. A generation has been completed.

Successive generations are formed by adding a fixed number of monomers to each branch until they are forced to branch again (see figure 12).

The number of generations is not unlimited. The molecules fold up in three-dimensional space (they are not flat), but steric repulsion (exclusion volume effects) inhibits high generation numbers. The exact saturation generation depends highly on the nature of the monomers and the molecular architecture.

So as to simplify the analysis it is a common practice to ignore the chemical properties of the monomers, which are now considered to be merely "sites" or "nodes". We might say that we embed the molecule into a lattice or a graph for our purposes.

⁵ The word dendrimer comes from Greek *dendron*, which means tree and *meros*, which means part. The term was coined after its resemblance to dendrites.

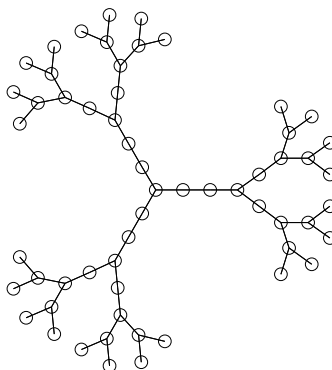


Figure 12. A dendrimer with 3 wedges, 4 generations and connectivity 3 at the branching points.

Chemistry of Dendrimers.

The synthesis of dendrimeric molecules was under very active search by the end of the 70's, but it became realistic when Fritz Vogtle's concept of molecular chain reaction [B W V 78] was developed.

Vogtle's idea, known nowadays as the divergent method of synthesis, works by adding iteratively shells from the central core. Chemists may control the process through the addition and removal of molecules which allow or inhibit polymerization and branching. Through this process a high control on the molecular architecture is gained, but is rather difficult to carry out in practice [T N G 90].

A new method was developed by Hawker and Frechet [H F 90], which is called the convergent method, which makes dendrimers grow from the surface inwards. The small pieces which are formed are afterwards "self-assembled" until the molecule is complete. The great advantage of this second technique is its mechanizability.

Dendrimeric molecules may employ a great variety of monomers. Typical elements are amino acids, polyamidoamines, DNA bases or glucids. Recently also organo{silicic and other organo{inorganic hybrids have been used.

Of special interest to our work are dendrimers whose monomers are phenyl rings, which are linked by acetylene molecules. This link is usually termed diphenylacetylene. The molecules are named as D_n, where n is the number of phenyl rings (e.g.: D₄, D₁₂₇...).

Which are the good properties of dendrimeric molecules which made them so actively pursued by the scientific community?

The geometrical conformation of the molecule makes it have many "free ends", which may be functional. Usual polymers with a linear chain have only two such terminal monomers, and traditional branched polymers have a number of them which is a small fraction of the total. In dendrimers, on the other hand, they suppose a non-negligible fraction of the total (even beyond one half).

Its self-similar structure makes it have a large surface to volume ratio [G E N 79]. Concretely, they have been considered for their usage as "recipients", where guest molecules may travel through hostile media (e.g.: drugs deliverers). These hosting systems are based on the compact packing of monomers on their surface if the saturation generation has been achieved. It has been experimen-

tally tested [JBBM 94] that trapped molecules have a negligible trend to diffuse out of the box, but the interaction between recipient and guest is still under discussion.

Another application which is also based upon their fractal structure is the possibility of building artificial molecular antennas for the infra-red range [KOP 97]. The wavelengths which an antenna may detect depend on the lengths of the "corridors" that may be travelled by the electrons undisturbed. Dendrimeric molecules may be built so as their corridors range a wide spectrum of lengths. We have focused on this application.

Let us cite at last some applications which have either been already carried out or are being actively researched: gene therapy, nanotechnology (as building blocks to construct bigger molecules), magnetic resonance imaging (as contrast agents), molecule recognition, antiviral treatments, energy converters (of light into electric currents) [VOG 98]. A host of applications which range from materials science to medicine.

Excitons in Dendrimers.

As it was previously mentioned, one of the applications of dendrimers which may attract the attention of physicists is the possibility of building antennas for harvesting infra-red light. It is necessary, therefore, to model the behaviour of the electrons.

The Frenkel exciton model is a development of the tight binding model (TBM) for an electron in a lattice of similar atoms or molecules, which we shall merely term sites. The approximation takes orbitals at each site as its starting point.

Let us suppose that there are only two orbitals per site which contribute to the physics of the problem. We shall call ϕ_i the orbital of site i with smaller energy and ψ_i the excited one at the same site.

Let us introduce a vacuum state per site $\psi_{vac,i}$, meaning that there is no electron at all at the site. A couple of creation and annihilation operators is suitable:

$$c_{i0}^\dagger \psi_{vac,i} = \phi_i \quad c_{i1}^\dagger \psi_{vac,i} = \psi_i$$

As it was expected, c_{0i} and c_{1i} shall denote the corresponding annihilation operators. Let us define now excitation operators: $b_i^\dagger = c_{1i}^\dagger c_{0i}$ and $b_i = c_{0i}^\dagger c_{1i}$. These operators fulfil

$$\begin{aligned} b_i^\dagger \phi_i &= \psi_i & b_i^\dagger \psi_i &= 0 \\ b_i \phi_i &= 0 & b_i \psi_i &= \phi_i \end{aligned}$$

I.e.: the excitation operators act as creation and annihilation of a new "quasi-particle": the exciton.

The most simple hamiltonian which may be written for the dynamics of these excitons is

$$H = \sum_{i \in S} E_i b_i^\dagger b_i + \sum_{\langle i,j \rangle} J_{i,j} b_i^\dagger b_j + b_j^\dagger b_i \quad [9]$$

where S represents the set of sites of the molecule, E_i are the energy gaps at each site (they may be different) and play the rôle of chemical potentials. The sum extended over the $\langle i,j \rangle$ runs, as it is usual, over the graph links. The origin of these terms is the overlapping of the orbitals at different sites, which may make the electron "jump" from one site to another.

An electrostatic interaction might be added between different electrons to obtain a much more complex interacting hamiltonian such as, for example, the Pariser-Parr-Pople hamiltonian (which has been analyzed with DMRG [RT 99] and similar techniques [MSPJ 99] for 1D chains).

Since the model formerly introduced [9] is free, it may be converted into a problem in quantum mechanics just by writing down a wavefunction

$$|j\rangle_i = \sum_{i \in S} C_{ij} |i\rangle$$

And, therefore, in the one-particle sector, the hamiltonian gets reduced to

$$H_{1ex} = \sum_{i \in S} E_i |j\rangle_i \langle i| + \sum_{hi, ji} (J_{i,j} |j\rangle_i \langle i| + h.c.) \quad [10]$$

Schrodinger's equation is

$$H_{1ex} |j\rangle_i = E |j\rangle_i$$

and the problem has been reduced to another one analyzable with DMRG techniques for quantum mechanics. The eigenvalues of H_{1ex} , anyway, must be taken carefully. The lowest eigenvalue does not mean the energy of the ground state, but the minimum energy which is needed to create an exciton. In the terminology of this research field, it is called the optical absorption edge.

3.5. DMRG Algorithm for the Dynamics of Excitons in Dendrimers.

The physical problem which we shall study is the prediction of the optical absorption edge for the series of dendrimers of the diphenylacetylene family. There are experimental results, obtained by Kopelman et al. [KOP 97] to which we shall compare our results and those of other authors.

The theoretical model we shall employ was developed by Harigaya [HAR 98] [HAR 99]. It is a modification of the excitonic model given in the previous section, with disorder added at the nondiagonal terms.

Our target shall be, therefore, the analysis of the hamiltonian [10] through DMRG. A set of realizations for the set of values $\{J_{ij}\}$ shall be considered and the optical absorption edge shall be obtained statistically.

Even though it is well known, it is appropriate to remark that quantum-mechanical models with disorder are equivalent to many-body interacting models [TZD 89]. The process consists (briefly summarized) in the conversion of the summation on realizations into a path integral for a new fermionic field.

Compact and Extended Dendrimers. Combinatorial Properties.

A Cayley tree (also known as Bethe lattice) is a tree with a uniform degree $d(i) = c$. It is impossible to make a finite model of such a tree, so we may define a finite Cayley tree as that which has only two kind of sites: terminal with $d(i) = 1$ and normal with $d(i) = c$.

A dendrimer whose sites are linked describing a finite Cayley tree is called a compact dendrimer. The connectivity is usually $c = 3$ (see figure 13), since it is the smallest non-trivial value. We shall only consider dendrimers with complete generations.

The compact dendrimer of figure 13 has 4 generations and shall be denoted by $D_C(4)$. The number of sites of such a graph (translating: the number of monomers of such a dendrimer) with L generations is given by

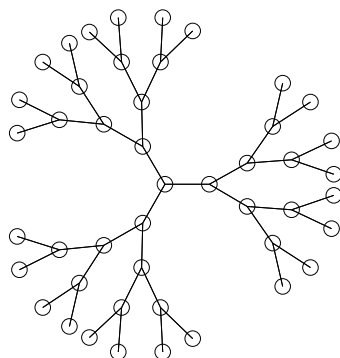


Figure 13. A compact dendrimer, i.e.: a finite Cayley tree. A further generation would force some sites to overlap (or the molecule to fold up in 3D), which exemplifies steric repulsion.

$$N_C(L) = 1 + 3 \sum_{n=1}^L 2^{n-1} = 3^{L+1} - 2$$

They are also termed with the notation D_n , where n is the number $N_C(L)$. Thus, the first molecules of the compact series are $D_4, D_{10}, D_{22}, D_{46}, \dots$

An extended dendrimer is something more complex to describe. Generations have different lengths. The branches which are close to the core are longer than the ones which are near the surface. If L is the number of generations and n is the generation index (counting outwards), the length of the branches is $L - n$. A "terminating shell" is added, which would correspond to $n = L$.

As an illustrative example, figure 12 may be good, which has $L = 4$ generations. The innermost one, $n = 1$, has length $L - n = 3$, and at each branching it decays by one site.

The number of sites of an extended dendrimer may be analytically found. The computation is as follows:

A central site.

The three first branches: in total $3(L - 1)$ sites.

The second level branches: in total $3^2(L - 2)$ sites.

The n -th shell gives $3^n 2^{L-n} (L - n)$. The shells are considered from 1 up to $n = L - 1$, since there is no sense in adding a null shell.

The terminating shell: $3^L 2^1$.

Summing up:

$$N_E(L) = 1 + 3 \sum_{n=1}^L (L - n) 2^{n-1} + 3^L 2^1$$

The final result is (see [GKP 89], where techniques of discrete analysis are discussed):

$$N_E(L) = 1 + 3 \left(3^{L-1} - L + 1 \right) \quad [11]$$

The advantage of this concrete form is that it makes explicit the contribution of each wedge plus the central site. Thus, the first dendrimers of the extended series are D 4, D 10, D 25, D 58, D 127,... Notice that the first two elements coincide in both series.

We remark also the fact that the function $N(L)$ presents an exponential growth in both cases. For relatively high values of L , the exact diagonalization of the hamiltonian is impracticable.

Dendrimers and Computation.

So as to make the numerical computations easily reproducible, we now give a series of useful technical details.

The first practical problem is to write down a program which implements computationally the neighbourhood structure. Once this has been computed, the calculation of the hamiltonian matrix is straightforward.

Although the programs are written in C++, a typical structure of the LOGO language was quite useful [ads 81]. It is the turtle: an object which is able to advance and rotate and, as it moves, trace a drawing. Our turtles are also able to reproduce and, thus, with the collaboration of the whole family, draw the graph of the hamiltonian.

We give now in pseudocode the instructions which we have used, both to draw compact and extended dendrimers. The routine of pseudocode 1, called Launch, only receives a parameter, which is a turtle. This has two inner variables: the generation number and the direction it is pointing at.

The program invokes itself using as parameters each of its child turtles. It is, therefore, recursive, and the finalization condition is to have reached the last generation.

```

Advance.
Make new site.
level level 1.
if (level > 0),
    Make new turtle with level level here.
    Rotate clockwise .
    Launch.
    Make new turtle with level level here.
    Rotate anticlockwise .
    Launch.

```

PseudoCode 1. Instructions for a turtle to create a compact dendrimer.

The complete program just creates three turtles (with angles $0, 2 = 3$ and $4 = 3$) and launch them. The PostScript graphics which are shown in this thesis were obtained with this program. Furthermore, the differences with the necessary code to create the neighborhood structure are minimum.

In the case of the extended dendrimers a small modification is necessary: the instruction Advance must be carried out not just once but as many times as the length of the branch we are at. Pseudocode 2 gives the sequence of orders to substitute Advance.

```

For i= 1 to max_level   level
  Advance
  Make new site

```

PseudoCode 2. Modification of the former program to create extended dendrimers.

The instruction Make new site adds a vertex to the graph, assigns it the first available index and links it to the previous site. This automatic manner to generate the numbering of the sites of a dendrimer keeps an interesting relation to number systems.

The key concept is the chain of decisions which must be taken so as to localize the site in the dendrimer. We shall consider the compact case for simplicity.

At the central site four decisions are possible: one for each of the three branches plus the one corresponding to finish there. At each of the other sites there are only three possible decisions: "left", "right" or, again, terminate. Thus, the specification of any site may be given by a word. The first letter belongs to the set {0;1;2;Tg}, and the following ones to {0;1;Tg}. Of course, the symbol T must be the last one in each word. Valid examples are 210010T, 10T or, simply, T.

Let us define now a bush of level n as the set of sites which would be obtained by launching a turtle at that level. The number of sites of a bush of level n is $2^{L_n+1} - 1$. With this rule, the conversion of a word into a site index is quite simple: each numerical symbol contributes its value multiplied by the size of the bush of that level. The symbol for termination contributes a single 1.

In a single formula:

$$fs_1s_2:::s_kTg! = \sum_{i=1}^{X^k} s_i 2^{i+1} + 1$$

It is easy to convince oneself that this formula expresses a particular number system.

The determination of a minimum path along the dendrimer is also an interesting problem. Of course, it is impossible to find a hamiltonian path (i.e.: one which runs over all the sites without repeating any one). The following algorithm returns a list with the order of the minimum length path which spans the whole tree.

We shall start at the central site. The rule is "each time an option appears, choose the site of smallest index among the ones which have not been visited yet. If all the sites have already been visited, return the way you came from."

Given any tree, the number of steps of the minimum path is the double of the number of links of that tree. Denoting this number by P_j we have

$$P_j = \sum_{i=1}^{X^N} d(i)$$

This sum may be determined analytically for compact and extended dendrimers. In the first case we only have two kinds of sites regarding the number of neighbours: "inner", which have 3 neighbours, and "terminals", which have only 1. Therefore, the length of the path would be:

$$P_j = \sum_{\text{Terminals}} X + 1 + \sum_{\text{Inner}} X + 3$$

The number of inner sites is nothing but the number of sites of the dendrimer with one generation less. Thus,

$$\mathcal{P}_C = 3N_C(L-1) + (N_C(L) - N_C(L-1)) = 3 \cdot 2^{L-1} - 6$$

(let us remind that $N_C(L)$ is the number of sites of a compact dendrimer of L generations). In the case of the extended dendrimer the computation is slightly longer. Sites may be classified according to the following criterion:

- \Branching" sites, with 3 neighbours.
- \Bridge" sites, with 2 neighbours.
- \Terminal" sites, with 1 neighbour.

The number of branching sites is equal to the size of the compact dendrimer with the same number of levels: $3 \cdot 2^{L-1} - 2$, and the number of terminal sites is the same as in the compact case: $3 \cdot 2^{L-1}$. The number of \bridge" sites may be obtained by subtracting from [11] or either by direct computation. Choosing the last option we have the summation

$$\# \text{ \Bridge" sites} = 3 \sum_{i=1}^{L-2} (L-i-1) \cdot 2^i = 3 \cdot (2^{L-1} - L)$$

(notice that, although the formula was designed for $L \geq 2$, the final result takes into account correctly that for $L = 1$ and $L = 2$ there are no bridge sites). Putting all pieces together, the final result is

$$\mathcal{P}_E = 9 \cdot 2^{L-6} (L+1)$$

The Laplacian on a Dendrimer.

Regarding only the connectivity properties, a dendrimer has a very large symmetry group. This group is $Z_3 \times (Z_2)^n$, where n is the number of branching points of the molecule (excluding the focal point). It is possible to classify the eigenstates of the laplacian on a dendrimer, either extended or compact, according to the group representations.

The ground state is, logically, uniform all over the graph and corresponds to the trivial representation of the group. Figures 14A and 14B show other eigenfunctions of the laplacian with free b.c. for an extended dendrimer with 6 generations which correspond to higher dimensional representations.

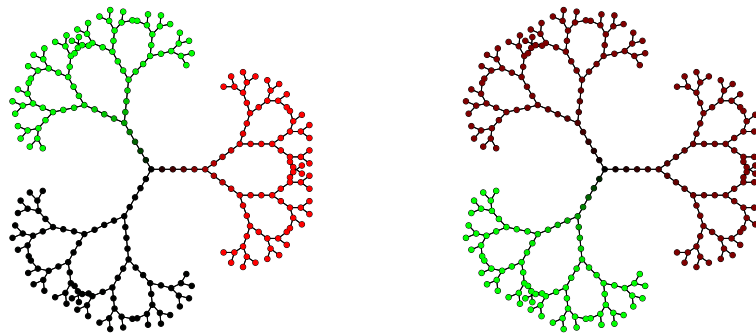


Figure 14a. The two first excited states of the laplacian with free b.c. on an extended dendrimer with 6 generations. Both of them have the same energy and correspond to a bidimensional representation of the molecular symmetry group.

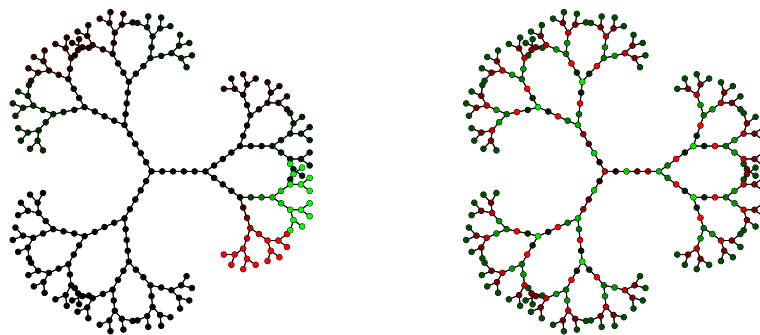


Figure 14b. On the left, the seventh eigenstate, with sixfold degeneracy. On the right, the eigenstate number 166, which corresponds to an unidimensional representation.

Harigaya's Model.

The model proposed by K. Harigaya for the computation of the optical absorption edge of extended dendrimers of the diphenylacetylene family [HAR 98], [HAR 99] has the following features:

Each site (molecule) is represented by a single pair of molecular orbitals.

It is a quantum-mechanical model of a single exciton.

It has uniform chemical potential E .

The hopping terms between sites are random, drawn from a gaussian distribution with mean zero and standard deviation J .

Analytically, the hamiltonian is given by

$$H = \sum_{i=1}^N E_{j_i} |i\rangle \langle i| + \sum_{\langle i,j \rangle} (J_{i,j} |j\rangle \langle i| + \text{h.c.})$$

and the empirical constants are given by $E = 37200 \text{ cm}^{-1}$ and $J = 3552 \text{ cm}^{-1}$.

Application of the DMRG Algorithm.

The general algorithm exposed at section 3.3 is directly applicable to this problem. The warm up establishes the division into onion skins, which are translated in this case to the division into generations of the compact dendrimers. In the case of the extended dendrimers, generations are subdivided into different shells because of the corridor sites. Basically, there are only two schemes of blocks fusion:

$$\begin{aligned} \text{Branching site: } & \text{Block} + \text{Block} + \dots \rightarrow \text{Block} \\ \text{Bridge site: } & \text{Block} + \dots \rightarrow \text{Block} \end{aligned}$$

For our concrete application we chose $m = 3$, so our last two generations may be included in the first warm up step. Figure 15 shows the typical scheme.

As the block goes "creeping" along a corridor, it "eats" the sites as DMRG does in 1D. When two blocks which are going upwards arrive at the same time to a branching point, they are forced to get fused and keep ascending together. Figure 16 shows these two processes.

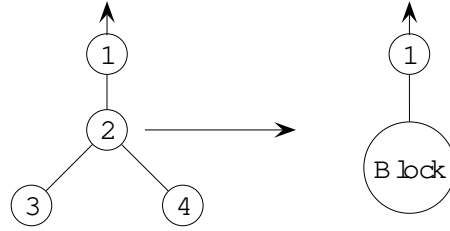


Figure 15. The last two generations are encapsulated into blocks.

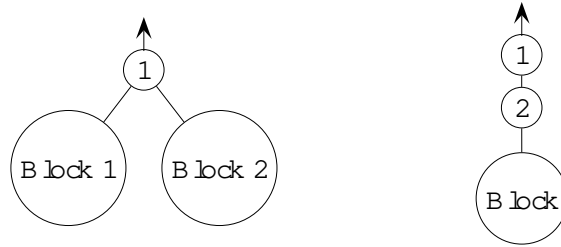


Figure 16. On the left side, a branching site is going to be fused with its two children blocks. On the right side, a "bridge" site (2) is going to be swallowed by the ascending block.

Once the central site is the only one which does not belong to any block, the warm up may be said to be finished. The sweeping proceeds as usual. Each block is represented by $m = 3$ states, so the dimension of the hamiltonian matrix shall be $3m + 1 = 10$ at branching sites, and $2m + 1 = 7$ at bridge sites.

Numerical and Experimental Results.

The target of our calculations is the optical absorption edge for extended dendrimers, as it was formerly stated. The procedure may also be used to study compact dendrimers, with the results which shall follow.

The following table compares the experimental results with two theoretical predictions of different authors.

Generations	Experimental ¹		Theor. Kopelman ²	Theor. Harigaya ³
1	31500	100		31511
2	31300	100	31250	28933
3	27700	200	27244	27750
4	25000	300	25800	26000
5	25000	600	25300	25022

Table 1. Optical absorption edges measured in cm^{-1} . (1) Experimental measurements of Kopelman et al. [KOP 97]. (2) Theoretical predictions, also by Kopelman et al. [KOP 97]. (3) Theoretical results of Harigaya [HAR 99].

The predictions of Kopelman are based on a thoroughly different theory, called linear cluster theory. This theory is based on the analysis of "corridors" and, according to it, the optical absorption edge is dominated by the longest length of a linear chain of monomers. The energies of the excitons travelling through them are calculated through Hoshen-Kopelman's theory [HK 77].

Harigaya's model, which has already been exposed, is a model for a single particle. One of the goals of our study is to know whether it would be appropriate to undertake a more sophisticated study based on a many-body theory, such as the Pariser-Parr-Pople Hamiltonian. The DMRG does not provide a new theory about excitons in dendrimers. It just makes it easier to obtain the numerical predictions of a given theory, if this theory fulfills some pre-requisites (as Harigaya's model does).

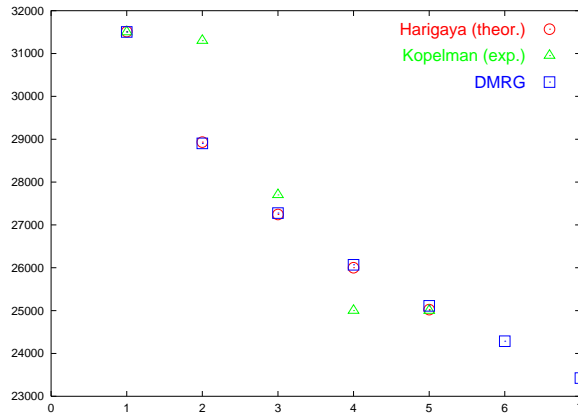


Figure 17. Optical absorption edge experimentally obtained by Kopelman (as a function of the generation), along with the theoretical results of Harigaya and those obtained with DMRG.

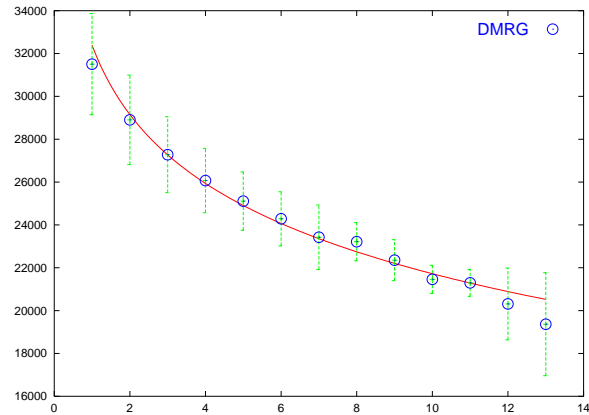


Figure 18. Optical absorption edge with its errorbars for Harigaya's model up to 13 generations obtained with DMRG. The fit to a power law is shown.

Figure 16 shows the optical absorption edge against the generation number according to experiments, Harigaya's calculations (exact diagonalization) and the results obtained with DMRG. As it was to be expected, the last two coincide. The DMRG data were obtained with 10,000 samples.

Our calculations may go beyond, and Figure 18 shows the optical absorption edge up to 13 generations along with their error bars. In the last two cases only 1,000 samples were drawn. The data fit reasonably well to a power law

$$E_c(n) = 32000 - C_e n^{-\alpha}$$

with $C_e = (2020 \pm 200) \text{ cm}^{-1}$ and $\alpha = 0.71 \pm 0.04$. Therefore, it may be asserted that the system does not have a "gap" in the thermodynamic limit.

Since the DMRG calculations were carried out with $m = 3$, the next two states of the exciton were also calculated. Figure 19 shows them. Figure 20 makes us watch the effect of the addition of wedges, which is a usual technical process, from $w = 2$ to $w = 6$.

When we consider compact dendrimers, the results diverge greatly from the experiments. According to the data of Kopelman et al. [KOP 97] for the compact dendrimers series, the optical absorption edge hardly decreases when the number of generations increases. Concretely, $E_c(n) = 31500 \pm 200$ for $n \in [1::5]$. I.e.: it is probable that the system has a finite gap in the limit $n \rightarrow \infty$.

Notwithstanding, when analyzing Harigaya's model, the fit to a power law of the results is also rather accurate:

$$E_c(n) = E_0 - C_e n^{-\alpha}$$

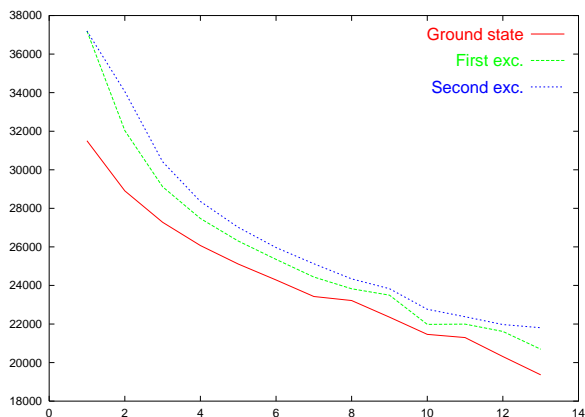


Figure 19. First three eigenvalues of the hamiltonian of Harigaya's model as a function of the generation.

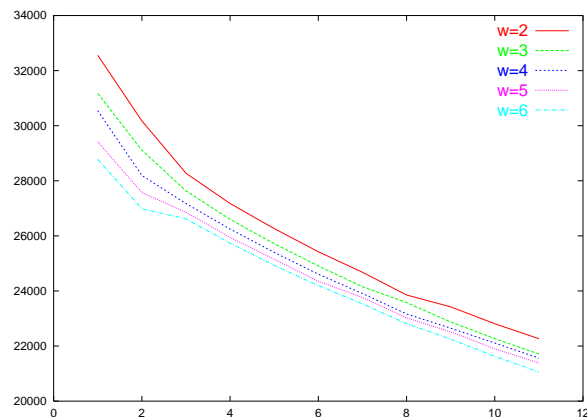


Figure 20. Optical absorption edge for extended dendrimers with different numbers of wedges ($w = 2$ up to $w = 6$) according to Harigaya's model with DM RG.

and it is obtained that $C_c = (3190 \pm 120) \text{ cm}^{-1}$ and $\epsilon_c = (0.54 \pm 0.02)$.

As a matter of fact, Harigaya's model of a single exciton is proposed only for extended dendrimers, although no reason is presented for which it might not be applied to compact ones. For the latter case, linear cluster theory predicts successfully the constancy of the data. The failure of the one-exciton theory leaves a single feasible possibility: the higher links concentration makes the effects of interaction between excitons much bigger than in the case of extended dendrimers, rendering the approximation incorrect.

3.6. Bibliography.

- [AB81] H. A belson, A. A. diSessa, Turtle geom etry, The M IT Press (1981).
- [BAL 90] L. E. Ballentine, Quantum m echanics, Prentice Hall (1990).
- [BOL 98] B. Bollobas, M odern graph theory, Springer (1998).
- [BWV 78] E. Buhleier, W. W ehner, F. Vogtle, Synthesis 1978, 155 (1978).
- [CDL 73] C. Cohen-Tannoudji, B. Diu, F. Laloe, M ecanique quantique, Herm ann (1973).
- [FEY 72] R. P. Feynman, Statistical m echanics: a set of lectures, Addison-W esley (1972).
- [GEN 79] P. G. de Gennes, Scaling concepts in polym er physics, Cornell U. P. (1979).
- [GMSV 95] J. Gonzalez, M. A. Mart n-Delgado, G. Sierra, A. H. Vozmediano, Quantum electron liquids and High- T_c superconductivity, Springer (1995).
- [GP 89] A. Galindo, P. Pascual, M ecanica cuantica, Eudem a (1989).
- [HAL 99] K. Hallberg, Density m atrix renorm alization, available in cond-mat/9910082 (1999).
- [HAR 98] K. Harigaya, Coupled Exciton M odel with O -Diagonal Disorder for Optical Excitations in Extended Dendrim ers, available in cond-mat/9810049 (revised en 1999).

- [HAR 99] K. Harigaya, Optical Excitations in Diphenylacetylene Based Dendrimers Studied by a Coupled Exciton Model with Off-Diagonal Disorder, *Int. J. Mod. Phys. B* 13, 2531-44 (1999).
- [HF 90] C. J. Hawker, J. M. Frechet, *J. Am. Chem. Soc.* 112, 7638-7647 (1990).
- [JBBM 94] J. F. G. A. Jansen, E. M. M. de Brabander-van der Berg, E. W. Meijer, Encapsulation of Guest Molecules into a Dendritic Box, *Science* 226, 1226-29 (1994).
- [KOP 97] R. Kopelman, M. Shortreed, Z. Y. Shi, W. Tan, Z. Xu, J. S. Moore, Spectroscopic Evidence for Excitonic Localization in Fractal Antenna Supramolecules, *Phys. Rev. Lett.* 78, 7, 1239-42 (1997).
- [LL 71] L. D. Landau, E. M. Lifschitz, *Mécanique quantique*, Editions Mir (1989). First ed. in russian by Nauka (1971).
- [MRS 00] M. A. Martín-Delgado, J. Rodríguez-Laguna, G. Sierra, A density matrix renormalization group study of excitons in dendrimers, available at cond-mat/0012382, and *Phys. Rev. B* 65, 155116 (2002).
- [MSN 99] M. A. Martín-Delgado, R. M. Noack, G. Sierra, The density matrix renormalization group applied to single-particle quantum mechanics, *J. Phys. A: Math. Gen.* 32 6079-6090 (1999).
- [MSPJ 99] M. A. Martín-Delgado, G. Sierra, S. Pleutin, E. Jeckelmann, Matrix product approach to conjugated polymers, *Phys. Rev. B* 61, 1841-46 (2000) and available cond-mat/9908066.
- [NWH 92] R. M. Noack, S. R. White, Real-space quantum renormalization groups, *Phys. Rev. Lett.* 68, 3487 (1992).
- [NWH 93] R. M. Noack, S. R. White, Real-space quantum renormalization group and Anderson localization, *Phys. Rev. B* 47, 9243 (1993).
- [OMN 94] R. Omnès, *The interpretation of quantum mechanics*, Princeton U.P. (1994).
- [RT 99] S. Ramasesha, K. Tandon, Symmetrized DMRG method for conjugated polymers, in *Density-matrix renormalization*, ed. by I. Peschel et al. (Notes from the Dresden workshop in 1998), Springer (1999).
- [TNG 90] D. A. Tomalia, A. M. Naylor, W. A. Goddard III, *Angew. Chem. (Int. Ed. Engl.)* 29, 138-175 (1990).
- [VÖG 98] F. Vögtle (ed.), *Dendrimers*, Springer (1998).
- [WHI 92] S. R. White, Density matrix formulation for quantum renormalization groups, *Phys. Rev. Lett.* 69, 2863 (1992).
- [WHI 93] S. R. White, Density-matrix algorithms for quantum renormalization groups, *Phys. Rev. B* 48, 10345 (1993).
- [WHI 98] S. R. White, Strongly correlated electron systems and the density matrix renormalization group, *Phys. Rep.* 301, 187-204 (1998).
- [WHI 99] S. R. White, How it all began, in *Density-matrix renormalization* ed. by I. Peschel et al. (Notes of the Dresden workshop in 1998), Springer (1999).

4. Multidimensional Formulations of the DMRG.

Synopsis.

- 4.1. Long range formulation of DMRG.
- 4.2. Punctured renormalization group.
- 4.3. 1D implementation and numerical results.
- 4.4. PRG analysis of 2D and 3D lattices.
- 4.5. Warm ups for the PRG.
- 4.6. Blocks algebra.
- 4.7. Towards a PRG for many-body theory.
- 4.8. Application of PRG to a model of excitons with disorder.
- 4.9. Bibliography.

4.1. Long Range Formulation of DMRG.

In the previous chapter some "implicit" RSRG algorithms were developed for quantum mechanics (QM). In these algorithms the wave-function is not explicitly stored and is not used in the calculations, so the RG step requires only $O(m^k)$ operations, where m is the number of states we wish to obtain and k is a certain power.

But the DMRG algorithm for trees (the most developed of the algorithms developed for QM) may not be generalized to various dimensions. This does not imply that RSRG may not be applied successfully to multidimensional problems, but that methods must be "explicit": the full wave-function must be stored and the RG step shall take, at the best possible case, $O(N)$ steps, with N the total number of sites to be considered. Even so, RSRG methods may result quite profitable both theoretically and numerically for these problems.

In Search for an Implicit Multidimensional Algorithm.

The question which we shall succinctly review in this section is "Why is it necessary to store the full wave-function when the problem is 2D?" The answer is, rather briefly, because adding is easy, but subtracting is not. The present paragraph elaborates this argument.

DM RG is based upon the addition process or *modus ponens*: it was said in the former chapter that at each step one of the blocks grows and the other (or others) decrease, but this assertion should be carefully restated. Indeed, there is a block which increases size; but the information for the shrunken block is taken from the previous cycle. The reason is that we do not know how to remove sites: we do not have a subtraction or *modus tollens*¹ available.

How does this fact influence our problem? DM RG is applicable to trees because, given any site, it is possible to split the system into blocks such that:

The blocks are disconnected among them selves. Only in this case may the *modus tollens* be simulated by taking the information from a previous step. The reason is that, in this case, the modification of the states of a block does not alter the matrix elements of another one, which conserve their validity from a sweeping cycle to the following one.

Each neighbour of the site lies in a different block. This must be true so as all sites may become "free sites". At any RG step, all neighbouring blocks of the site but the one which contains the new free site shall get fused. Thus, this block should not share sites with the others.

Once we have accepted the fact that the *modus tollens* or subtraction process may not be simulated in non-tree graphs, the following question remains: "Why can not an authentic implicit *modus tollens* be built?"

The answer to this question is the following: the removal of a site from a block forces the modification of matrix elements of some operators. Such a modification requires the knowledge of the real value of the wave-function at the site. But since the process shall be iterated, it shall be necessary to know, along with it, all the other values.

The explicit algorithm is, therefore, unavoidable. It is then possible to write down a DM RG process for long range quantum mechanical problems, i.e.: where there is no underlying graph structure whatsoever. Afterwards we shall see that, if it exists, such a structure may be used to reduce drastically the computation time (even when it is not a tree).

The first algorithm of this kind was developed in the work of M.A. Martı́n-Delgado and G. Sierra [MDS 99].

An Asymptotically Free Model in Quantum Mechanics.

One of the physical systems which results more difficult to tackle is probably Quantum Chromodynamics (QCD), which is the standard theory for the behaviour of hadronic matter (quarks and gluons). This theory is asymptotically free, i.e.: at short distances the interaction is so weak that perturbation theory may be employed. The problem appears at the energy scales at which bound states (hadrons) exist [DGM 97]. The analysis is rather difficult since all scales are strongly coupled.

The simplest analogue in quantum mechanics was proposed by K.G. Wilson and St.D. Glazek

¹ The term *modus ponens* and *modus tollens*, inspired by the terminology of formal logic, mean in latin adding and removing respectively.

[GW 97] and it is the momentum space analysis of the behaviour of a bidimensional particle bound by a delta potential.

The regularization employed for the problem required a certain IR cut-off and UV cut-off, given by two integer numbers M and N . Just like the shell models of turbulence, the states have momenta which follow a certain geometric progression. Given a momentum scaling factor b (chosen to be $\sqrt{2}$), the self-energy of the n -th state is b^{2n} and the coupling between two states n and m is $g \sqrt{E_n E_m}$. The discretized hamiltonian therefore takes the form

$$H_{n,m} = \delta_{n,m} b^{2n} + g b^{n+m} \quad M \leq n, m \leq N \quad [1]$$

The full hamiltonian has discrete scale invariance $H_{n+1,m+1} = b^2 H_{n,m}$, which is broken by the IR and UV cut-offs. We say that it represents an asymptotically free model since the coupling between neighbour momenta are arbitrarily small in one of the extremes of the spectrum (IR or UV depending on the value of b).

The analysis of Glazek and Wilson is based on the method they developed, called the Similarity Renormalization Group (SRG) [GW 93] [GW 94], which works by applying similarity transformations to the hamiltonian until it becomes band diagonal. It "decouples" in momentum space the scales which are far one from the other in a perturbative way, by integrating Wegner's equation

$$\frac{dH(s)}{ds} = [H_d(s); H(s)] + H(s)$$

(where $H_d(s)$ is the diagonal part of $H(s)$) with the initial condition $H(0) = H$ and then taking the limit $s \rightarrow \infty$. The parameter s may be identified with the inverse square of the "width" in energies of the matrix $H(s)$ and, thus, in the aforementioned limit, the hamiltonian is diagonal.

The DM RG analysis of this problem, which is non-perturbative, makes up the first incursion of this technique into the field of asymptotically free theories.

DM RG for Long Range Problems.

We shall now describe the DM RG technique which was employed to deal with the given problem. It is a technical modification of the method introduced in [MDS 99], which fully respects the general idea.

First and foremost, the system is divided into "left" and "right", which in this case means low momentum states and high momentum states. In any case, it is important to observe that there is a strong interaction between states which belong to different blocks, in contrast to what we saw in the previous chapter.

Two blocks (left and right, L and R) plus two sites between them shall be considered. Block L is formed by the sites $[1; \dots; p-1]$. Let $f^{L_i}_p$ and $f^{R_i}_q$ with $i \in [1; \dots; m]$ be the series of m orthonormal states for the left and right sides. At each step the full wave-functions should be available:

$$f^{L_i}_p \quad f^{R_i}_q$$

for all $p \in [1; \dots; p-1]$ and $q \in [p+2; \dots; N]$. I.e.: in total $m(N-2)$ numbers.

The Ansatz is exactly the same as in the 1D-DM RG case:

$$j_i = \sum_{i=1}^N c_i^{Li} + c^{m+1} j_{p+1} + c^{m+2} j_{p+1} + \sum_{i=1}^N c^{m+2+i} R_i$$

With this Ansatz we may build a superblock hamiltonian which is different from the one we previously used:

$$H^{Sb} = \begin{array}{c|c|c|c} 0 & & & 1 \\ \hline \begin{array}{c} B \\ \vdots \\ A \end{array} & \begin{array}{c} L \\ T^{Ll} \\ T^{Lr} \\ H^{LRl} \end{array} & \begin{array}{c} T^{Lly} \\ H_{cl;cl} \\ H_{cr;cl} \\ T^{Rly} \end{array} & \begin{array}{c} T^{Lry} \\ H_{cl;cr} \\ H_{cr;cr} \\ T^{Rry} \end{array} \\ \hline & & & \begin{array}{c} H^{LR} \\ T^{Rl} \\ T^{Rr} \\ R \end{array} \\ & & & \begin{array}{c} C \\ \vdots \\ A \end{array} \end{array} \quad [2]$$

In this hamiltonian the classical elements of the DM RG are present, which are:

The intra-block elements $L_j = L_i H_{Lj}$, $R_{ij} = R_i H_{Rj}$.

The hooks of the blocks to the free sites: $T_i^{Ll} = L_i H_{j_{p+1}}$, $T_i^{Rr} = R_i H_{j_{p+1}}$.

The terms corresponding to the free sites: $H_{cl;cl}$, etc.

But there appear three new elements of the superblock matrix which are non-zero a priori:

The link between the left part and the right free site $T_i^{Rl} = L_i H_{j_{p+1}}$ and viceversa $T_i^{Lr} = R_i H_{j_{p+1}}$.

The link between the left and right parts: $H_{ij}^{LR} = L_i H_{Rj}$.

All these matrix elements of the superblock hamiltonian may be fully calculated if the states are available, but it is convenient to hold in memory the superblock hamiltonian of the former step and modify it consequently.

The superblock hamiltonian is diagonalized and its m lowest energy states are retained. We now give two options for the last step of the procedure, which is the states updating. The first is more simple but much less efficient. In both cases, we shall assume that the left block is growing.

First procedure Let us build the complete states i by substituting the coefficients of the eigenstates of H^{Sb} into the Ansatz. We write down these m states twice. On the first copy we make all components from the $p+1$ onwards vanish, while on the second one we put zeroes on all components up to the number $p+2$.

These states correspond to the new L and R states respectively, but they require reorthonormalization through a Gram-Schmidt process. Once it is finished, the matrix elements of the new superblock hamiltonian \hat{H}^{Sb} are computed.

The full process requires $O(N^2)$ operations.

Second procedure. A better notation is required to explain this method, which is much more complex (and efficient). Let capital indices $I, J; \dots$ run over the left half of the components of the eigenstates of H^{Sb} , in the range $[1; \dots; m+1]$. Let us define the original states of the left part (with "Block + " structure) as

$$L^I = \begin{cases} L^I & \text{if } I = m \\ j_{p+1}^I & \text{if } I = m + 1 \end{cases}$$

I.e.: we include the state j_{p+1}^I into this set. Let us consider now the basis change matrix obtained through the eigenstates of H^{S_b} : B_J^i denotes the J -th component of the i -th eigenstate (with $i \in [1; \dots; m]$ and $J \in [1; \dots; m+1]$). By not allowing J to run over its full natural range (which would be $[1; \dots; 2m+2]$), we are losing the orthogonality of the transformation. Let us see how we may recover it.

Let C_{ij} be the dot products matrix among the states of B , defined by

$$C_{ij} = \sum_{K=1}^{m+1} B_K^i B_K^j$$

Appendix D shows how to obtain the Gram-Schmidt basis change rather fast by using this information. Let G be the matrix implementing that basis change and let us define

$$B_J^{Li} = G_J^i B_J^j$$

to be the orthogonal basis change matrix from the old states L^I to the new ones, given by

$$\hat{L}^{Li} = B_J^{Li} \quad L^J = \sum_{j=1}^m B_j^{Li} \quad L^j + B_{m+1}^{Li} j_{p+1}^i$$

It is possible to write an equivalent basis change for the right side states (with structure "Block", i.e.: block minus site). But there is an added difficulty: the state to remove (j_{p+2}^i) is not one of the old states of the basis of H^{S_b} . Let us see how to approach the new problem.

Let R_{p+2}^i be the component of the i -th state of the right block on site $p+2$. Such a block undergoes the transformation

$$R^i \rightarrow R^i - R_{p+2}^i j_{p+2}^i$$

which we shall call subtraction algorithm (or modus tollens). These states are not orthonormal. So as they can be, the fast Gram-Schmidt procedure is applied (see appendix D) on its dot products matrix:

$$Q_{ij} = R_{p+2}^i R_{p+2}^j$$

and let us call Q_j^i the basis change matrix which ensures orthonormality. Defining the right side states as

$$R^I = \begin{cases} R^I & \text{if } I = m \\ j_{p+2}^I & \text{if } I = m + 1 \end{cases}$$

and the transformation matrix

$$\hat{B}_K^j = \begin{cases} j_K & R_{p+2}^j \\ j_{K+m+1} & \end{cases}$$

the new right side states may be expressed as

$$\hat{E}^{Ri} = Q_j^i \hat{B}_K^j \quad R_K \quad B_K^{Ri} \quad R_K$$

Therefore, we have formally the same type of transformation for both blocks, even though we know that there are rather different operations involved. The following step is the computation of the new matrix elements between those renormalized states. Let us see how the calculation may be done for each block matrix H^{Sb} .

Intra-block left part. The computation is straightforward.

$$\hat{L}_{ij} = \sum_{I,J=1}^{M_X+1} \hat{E}^{Li} H \hat{E}^{Lj} = \sum_{I,J=1}^{M_X+1} B_I^{Li} B_J^{Lj} L_I H L_J$$

But since all the states appearing in the sum are states of the old H^{Sb} , we have only to transform the upper-left corner of the old matrix:

$$\hat{L}_{ij} = \sum_{I,J=1}^{M_X+1} B_I^{Li} B_J^{Lj} H_{IJ}^{Sb}$$

Left hook to the left free site. The new free left site is $p+1$, which beforehand was the right free site. Thus,

$$\hat{L}_i^{Ll} = \sum_{I=1}^{M_X+1} \hat{E}^{Li} H_{j_{p+1}i} = \sum_{I=1}^{M_X+1} B_I^{Li} L_I H_{j_{p+1}i}$$

In the same fashion as before we obtain

$$\hat{T}_i^{Ll} = \sum_{I=1}^{M_X+1} B_I^{Li} H_{I,m+2}^{Sb}$$

Link between the left block and the right free site. The new right free site did not exist before as an independent entity, so there are no shortcuts for the computation:

$$\hat{T}_i^{Lr} = \sum_{I=1}^{M_X+1} \hat{E}^{Li} H_{j_{p+2}i}$$

The only possible "trick" to reduce the computational effort comes up if the hamiltonian respects some kind of neighborhood structure (even if it is not linear).

Left-right inter-blocks part. The calculation provides some terms which may be simplified and other ones which may not.

$$\begin{aligned} \hat{H}_{ij}^{LR} &= \sum_{I,J=1}^{M_X+1} \hat{E}^{Li} H \hat{E}^{Rj} = \sum_{I,J=1}^{M_X+1} B_I^{Li} B_J^{Rj} L_I H R_J = \\ &= \sum_{k,l=1}^{M_X} B_k^{Li} B_l^{Lj} L_k H R_l + \sum_{k=1}^{M_X} B_k^{Li} B_{m+1}^{Rj} L_k H_{j_{p+2}i} + \sum_{l=1}^{M_X} B_{m+1}^{Li} B_l^{Rj} h_{pj} H R_l + \\ &\quad + B_{m+1}^{Li} B_{m+1}^{Rj} h_{pj} H_{j_{p+2}i} \end{aligned}$$

Fortunately, only the second term requires a full computation (because it makes interact the site $p+2$ with the left block). Thus, we have

$$\hat{H}_{ij}^{LR} = \sum_{k;l=1}^N B_k^{Li} B_l^{Rj} H_{kl}^{LR} + \sum_{k=1}^N B_{m+1}^{Li} B_k^{Rj} T_k^{Rl} + B_{m+1}^{Li} B_{m+1}^{Rj} H_{p;p+2} + \sum_{k=1}^N B_k^{Li} B_{m+1}^{Rj} L_k H_{j_{p+2}i}$$

Right intra(blocks part. This part has also got some term which must be calculated in full (of course, it involves site $p+2$).

$$\begin{aligned} \hat{R}_{ij} &= \hat{D}^{Ri} H \hat{E}^{Rj} = \sum_{k;l=1}^N B_k^{Ri} B_l^{Rj} R_k H_{l}^{Rl} + \\ &+ \sum_{k=1}^N B_k^{Ri} B_{m+1}^{Rj} R_k H_{j_{p+2}i} + (i \neq j; hc) + B_{m+1}^{Ri} B_{m+1}^{Rj} h_{p+2} H_{j_{p+2}i} = \\ &\sum_{k;l=1}^N B_k^{Ri} B_l^{Rj} R_{kl} + \sum_{k=1}^N B_k^{Ri} B_{m+1}^{Rj} + B_{m+1}^{Rj} B_{m+1}^{Ri} R_e R_k H_{j_{p+2}i} + B_{m+1}^{Ri} B_{m+1}^{Rj} H_{p+2;p+2} \end{aligned}$$

Right link to the left free site. This is straightforward, since the site $j_{p+1}i$ belonged to the old superblock.

$$\begin{aligned} \hat{T}_i^{Rl} &= \hat{D}^{Ri} H_{j_{p+1}i} = \sum_{k=1}^N B_k^{Ri} R_k H_{j_{p+1}i} + B_{m+1}^{Ri} h_{p+2} H_{j_{p+1}i} = \\ &\sum_{k=1}^N B_k^{Ri} T_k^{Rr} + B_{m+1}^{Ri} H_{p+2;p+1} \end{aligned}$$

Right hook to the right free site. This new free site is, of course, $j_{p+2}i$, so we must compute fully some matrix elements:

$$\hat{T}_i^{Rr} = \hat{D}^{Ri} H_{j_{p+2}i} = \sum_{k=1}^N B_k^{Ri} R_k H_{j_{p+2}i} + B_{m+1}^{Ri} H_{p+2;p+2}$$

We may observe that the computations we have named as full only require the knowledge of $2m$ numbers:

$$L_i H_{j_{p+2}i} \quad R_i H_{j_{p+2}i}$$

Thus, the calculation of the matrix elements (and the updating of the wave-functions) is performed in $O(N)$ steps, while the naive version was carried out in $O(N^2)$ operations². It is the computation of the second matrix element $R_i H_{j_{p+2}i}$ which forces the storage of the full wave-functions.

² Notice that in the short range 1D-DMRG the first of these matrix elements is null, while the second one would have been taken from a previous cycle, leaving the RG step with $O(m^2)$ operations.

Application to the Asymptotically Free Model.

The implementation of the original long range DMRG to the 2D delta potential in momentum space (considered to be a quantum-mechanical model of an asymptotically free system), which not only lacks an underlying graph structure, but also combines matrix elements of very different orders of magnitude, had a rather good precision.

As a test, system [1] was considered with $n = 38 \text{ shells}^3$ with a scale factor $b = \sqrt[3]{2}$, IR cutoff $M = 21$ and UV cutoff $N = 16$. The coupling constant is fixed to a precise value⁴ so as to obtain a ground state with energy -1 . The obtained wave-function appears in figure 1.

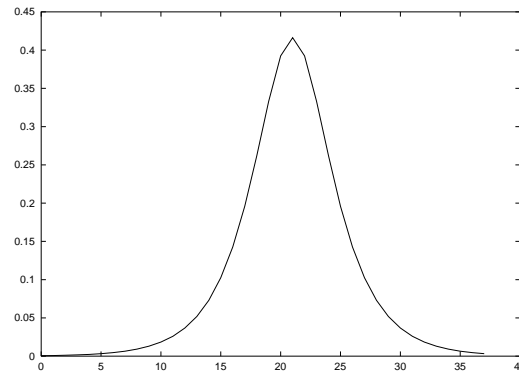


Figure 1. Ground state of the asymptotically free model under study. The abscissa represents the momentum shell³.

As a result it yields, in two sweeping cycles, a precision of 15 orders of magnitude for the ground state and, if $m = 4$, 6 orders of magnitude for the three first excited states. For more details, calculated with the first version of the long range DMRG (which gives exactly the same results albeit more slowly), see [MDS99].

Application to Short Range 2D Hamiltonians.

The case of a bidimensional problem with short range terms is not analyzable by the DMRG which was developed in the former chapter, since the underlying graph has no tree structure. With the formalism exposed in this section, it is possible to study such systems with an arbitrary potential, and we may take profit from the underlying graph structure so as to compute quickly the necessary matrix elements of the hamiltonian.

The method starts with a "unidimensionalization" of the bidimensional system, converted into a snake, as it is shown in figure 2.

The links which, in a bidimensional lattice, are local and natural, appear under this transformation to be long ranged. 2D DMRG computations for many-body problems yield a much lower precision than in the 1D case [WH99]. The left-right distinction, which forces unidimensionalization, is unnatural and destroys the good properties of DMRG.

³ The reader may ask herself whether $n = 38$ is a respectable number. The answer is that, in these models where the shell momenta follow a geometric progression, one runs the risk of overloading the machine precision. 38 jumps of a factor $b = \sqrt[3]{2}$ is already a very interesting computation.

⁴ $g = 0.0606060003210886$

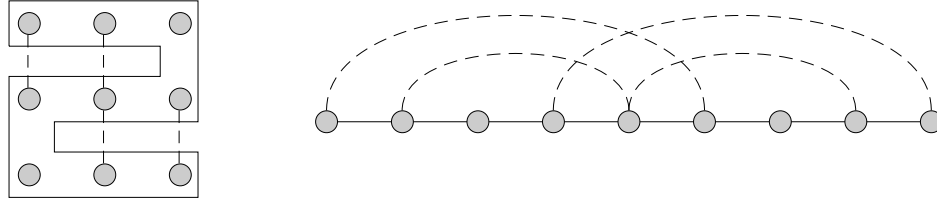


Figure 2. Unidimensionalization of a 3×3 bidimensional lattice. The "snake" gives the order of the sites in the new structure, and the broken links appear in dotted lines. On the right, the linear chain with its long range structure.

The numerical results for this technique shall appear in section 4.4. The convergence of these results is (at least) as safe as those in 1D, but the computation times are bigger.

4.2. Punctures Renormalization Group.

The long range DMRG algorithms are based on the left-right distinction, which only makes sense in 1D. This distinction is unnecessary and even harmful in many cases, as it shall be clear when comparing the results of the 2D DMRG with the new method which is about to be introduced in this section.

This new method, which has been called Punctures Renormalization Group (PRG), was developed by M. A. Martn-Delgado, G. Sierra and the present author [MRS00]. It requires a single block instead of two. Some "punctures" are drilled into this unique block, which allow us to study with detail the behaviour of the system at individual sites.

In the first section the simplest version of the algorithm is explained, in which a single state and a single puncture are studied.

Single Block { Single State { Single Puncture.

Let us consider a global state $|j_0\rangle$, defined over the sites of a given graph G . This state is a certain approximation to the ground state of a hamiltonian which fulfills the connectivity rules of G . We may obtain a better approximation to the ground state by following this process:

We choose any site p of the graph.

We project on the subspace orthogonal to $|j_0\rangle$. Or, in other words, we make the component $\langle j_0 | p \rangle$ vanish. We renormalize the state. Let us call it now $|j_0\rangle$.

We write an Ansatz of the following form :

$$|j_0\rangle = a_B |j_0\rangle + a_p |j_p\rangle$$

As the states entering the summation are orthogonal, we may proceed to write an effective hamiltonian (for the superblock):

$$H_{sb} = \begin{pmatrix} \langle j_0 | H | j_0 \rangle & \langle j_0 | H | j_p \rangle \\ \langle j_p | H | j_0 \rangle & \langle j_p | H | j_p \rangle \end{pmatrix}$$

We diagonalize the hamiltonian and retain only the ground state. This has only two components: the weight of the block and the weight of the state j_p . The lowest eigenvalue of that matrix is an approximation to the ground state energy.

We recompute the state $\hat{\psi}_0$ according to those weights.

It is convenient to employ a graphical representation. Let us consider a bidimensional lattice such as that of figure 3.

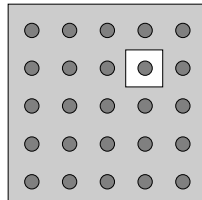


Figure 3. Representation of the "single block + single puncture" scheme.

Thus, the block contains the whole system but a site, which we shall call the puncture. Figure 3 shows that the block (shadowed) is connected, so it makes no sense to split it. This is the "single block" philosophy, essential to the method.

When we diagonalize the superblock hamiltonian we are looking for the best approximation of the ground state (and, incidentally, of the first excited state) in the subspace spanned by the punctured block and the delta state at the site. An appropriate way of thinking about the process is that the wavefunction improves at the site, meanwhile the rest of the system is merely adapted to the norm changes which are introduced.

After a RG step is finished, the puncture may translate to any other site of the system. The best results, notwithstanding, are obtained when the sites through which the "puncture" travels make up a connected path on the graph. Moreover, let us state that the movement from a site p to a neighbour q covers the link $hpqi$; it is then convenient to cover all the links of the graph in at least one sense. Let us call a PRG "sweeping" to a sequence of steps such as the former one which passes through all the sites, leaving the covering of all the links as a desideratum. If this last requirement is fulfilled we shall call it a "sewing".

Single Block { Various States { Various Punctures.

Once the basic idea of the method has been exposed, we give the technical details for the process with many states and punctures, such as it is performed in practice. The system takes profit of any graph structure, but it is also efficient under its absence (as in the case of the delta potential formerly described).

Warm up.

Any orthonormal set of states j_p is suitable for the beginning of the computation. Obviously, a right guess speeds the convergence up, as it is always true for the variational methods. We shall discuss in section 4.5 various appropriate warm up techniques, but for the moment we shall undertake the most simple one: the orthonormalization of a set of states whose components are randomly selected.

Punctures and Sewing.

The set of punctures (or patch) will be denoted by P . Its size, N_p , may change throughout the process. The strategy for the election of a patch and its movement through the system is a

subject which, inasmuch as the warm up, may only affect the convergence speed.

Just so as not to leave everything living in an abstract realm, let us propose a concrete example for 1D. At the t -th PRG step, the patch may be given by the set $P(t) = f(2t; 2t+1)g$. Thus, the patches would all be made up of two punctures. Notice that the set $P(t) = f(t; t+1)g$ is very similar but not equal to the former one. In the second case, patches overlap. Therefore, more PRG steps are required in order to complete a sewing. It may be worth if the number of necessary sewings is substantially smaller.

For 2D lattices a customary patch is the 2×2 square:

$$P = f(i; j); (i+1; j); (i; j+1); (i+1; j+1)g$$

All the example patches which have been given are formed by connected punctures, although it is not a sine qua non condition.

States, Ansatz and Superblock.

Once the patch P has been chosen, the N_P delta states $f|j_P\rangle_{p \in P}$ become part of the Ansatz. The block states shall be obtained from the states which were achieved in the last step, denoted by $f|j_i\rangle_{i=1}^m$. Of course, m is the number of states we wish to obtain.

Let us call Q_P the projector on the states which are orthogonal to the set of delta states on the patch sites:

$$Q_P = I - \sum_{p \in P} |j_p\rangle \langle j_p|$$

The action of this operator is easy to describe. It simply removes the components which correspond to the patch sites: $\langle j_p | Q_P | j_i \rangle = 0$ for all the $p \in P$.

Maybe the most important technical problem of the procedure appears at this point: the states $f|j_P\rangle_{p \in P}$ are not an orthogonal set. The reorthonormalization may be carried out by the standard Gram-Schmidt technique, but it is more appropriate to use the fast Gram-Schmidt procedure described in appendix D. It is thus important to know the scalar products matrix $C_{ij} = \langle j_i | Q_P | j_j \rangle$. Let G_j^i be the basis-change matrix obtained through the process. Now the states

$$|j_i\rangle = \sum_{j=1}^N G_j^i Q_P |j_j\rangle \quad i=1, \dots, m$$

make up an orthonormal set. These states, along with the delta states of the patch, make up the Ansatz:

$$|j_i\rangle = \sum_{i=1}^N a_i |j_i\rangle + \sum_{j=1}^{N_P} a_{m+j} |P(j)\rangle \quad [3]$$

where $P(j)$ denote each of the patch punctures. The $a_i, g_{i=1}^{m+N_P}$ are the variational parameters.

The superblock hamiltonian H_{SB} which corresponds to the Ansatz [3] is now written straightforwardly:

$$\begin{array}{c|c}
 \begin{array}{cc}
 \begin{array}{c} 0 \\ \vdots \\ \vdots \\ \vdots \end{array} & \begin{array}{c} \vdots \\ \vdots \\ \vdots \\ \vdots \end{array} \\
 \begin{array}{c} h_{1j} H_{j_1 i} \\ h_{1j} H_{j_m i} \\ h_{1j} H_{P(1)} \\ h_{1j} H_{P(N_p)} \end{array} & \begin{array}{c} h_{mj} H_{j_1 i} \\ h_{mj} H_{j_m i} \\ h_{mj} H_{P(1)} \\ h_{mj} H_{P(N_p)} \end{array}
 \end{array} & \begin{array}{cc}
 \begin{array}{c} P(1) H_{j_1 i} \\ P(1) H_{j_m i} \\ P(1) H_{P(1)} \\ P(1) H_{P(N_p)} \end{array} & \begin{array}{c} P(N_p) H_{j_1 i} \\ P(N_p) H_{j_m i} \\ P(N_p) H_{P(1)} \\ P(N_p) H_{P(N_p)} \end{array} \\
 \begin{array}{c} \vdots \\ \vdots \\ \vdots \\ \vdots \end{array} & \begin{array}{c} \vdots \\ \vdots \\ \vdots \\ \vdots \end{array}
 \end{array} \\
 \hline
 \begin{array}{cc}
 \begin{array}{c} \vdots \\ \vdots \\ \vdots \\ \vdots \end{array} & \begin{array}{c} \vdots \\ \vdots \\ \vdots \\ \vdots \end{array} \\
 \begin{array}{c} h_{1j} H_{j_1 i} \\ h_{1j} H_{j_m i} \\ h_{1j} H_{P(1)} \\ h_{1j} H_{P(N_p)} \end{array} & \begin{array}{c} h_{mj} H_{j_1 i} \\ h_{mj} H_{j_m i} \\ h_{mj} H_{P(1)} \\ h_{mj} H_{P(N_p)} \end{array}
 \end{array} & \begin{array}{cc}
 \begin{array}{c} P(1) H_{j_1 i} \\ P(1) H_{j_m i} \\ P(1) H_{P(1)} \\ P(1) H_{P(N_p)} \end{array} & \begin{array}{c} P(N_p) H_{j_1 i} \\ P(N_p) H_{j_m i} \\ P(N_p) H_{P(1)} \\ P(N_p) H_{P(N_p)} \end{array} \\
 \begin{array}{c} \vdots \\ \vdots \\ \vdots \\ \vdots \end{array} & \begin{array}{c} \vdots \\ \vdots \\ \vdots \\ \vdots \end{array}
 \end{array}
 \end{array} \quad [4]$$

The structure of the matrix [4] is quite clear:

$$H_{Sb} = \begin{array}{c|c} H_B & H_{BP} \\ \hline H_{BP}^Y & H_P \end{array}$$

where H_B is the single block hamiltonian (the $j_1 i$ among them selves), H_P is the set of elements related to the patch, directly taken from the total hamiltonian. H_{BP} are the mixed elements, between block and patch states.

The aforementioned matrix elements may, of course, be computed ab initio, i.e.: from the real states components. But, again, this involves an unnecessary waste of resources since:

We know the superblock hamiltonian at the former PRG step, and it may be "merely" adapted to the new circumstances.

An underlying graph structure boosts the computation of the matrix elements.

If it is naively computed, H_{Sb} requires $(m + N_p)^2 N^2$ operations. We shall assume, therefore, that the former step H_{Sb} is known:

$$h_{ij} = h_{ij} H_{j_1 i}$$

From this expression⁵ we obtain H_{Sb} in the straightest possible way. Foremost, we define the intermediate matrix

$$h_{ij} = h_{ij} Q_P H Q_P j_1 i$$

Of course, these numbers are not matrix elements of the hamiltonian for any set of real states, since the $Q_P j_1 i$ are not orthonormalized. Nonetheless, they are easy to find:

$$h_{ij} = \sum_{k; l \in S} \sum_{P} h_{ij} H_{k_1 j_1} = \sum_{k; l \in S} \sum_{P} h_{ij} H_{k_1 j_1} + \sum_{k; l \in S} \sum_{P} h_{ij} H_{k_1 j_1}$$

where S denotes again the set of sites of the system. The first summation runs over the sites of the block. Using the simplest version of the "inclusion-exclusion theorem", it is split into four easier partial sums:

⁵ For a general PRG step, $h_{ij} = E_{ij}$, i.e.: matrix h is diagonal and its elements are the estimates for the energy at the former step. Nevertheless, matrix h may be "complete" after the warm up, so we conserve the general form.

The first summation is, of course, h_j .

The fourth one is rather fast to compute, since it only involves matrix elements among states of P . The number of operations is $O(N_p^2)$.

The second and third summations, equal in structure, must be computed in full if there is no underlying graph structure. Otherwise, they are fast to calculate:

$$\sum_{\substack{k=1 \\ 1 \leq S}}^X \sum_{i \in N(k)} h_{k1} h_{j1} = \sum_{k=1}^X \sum_{i \in N(k)} h_{k1} h_{j1} \quad (1)$$

where $N(k)$ denotes the set of neighbours of k . These summations require $O(z N_p)$ operations, where z is an upper bound for the size of $N(p)$ for all p (maximum coordination index).

After the computation of h_{ij} , it is easy to obtain H_B :

$$(H_B)_{ij} = h_i h_j H_{ij} = \sum_{k=1}^X G_k^i G_k^j h_k h_{k1} Q_P H_{Q_P j 1} = \sum_{k=1}^X G_k^i G_k^j h_{k1}$$

The elements of H_{BP} are also quick to compute under a neighbourhood structure:

$$(H_{BP})_{ij} = h_i h_j H_{P(j)} = \sum_{k=1}^X G_k^i h_k h_{k1} Q_P H_{P(j)} = \sum_{k=1}^X \sum_{s \in N(P(j))} G_k^i h_k(s) H_{sP(j)}$$

where the last summation over $N(P(j))$ means "the neighbours of the j -th puncture which are not punctures themselves". This computation takes also less than z m operations.

After all these operations, all the elements of H_{SB} have been computed without using in any case all the components of the states. The neighbourhood structure reduces the timing drastically. If it is absent, the computation takes $O(N)$ operations (again, N m is assumed).

Truncation and States Reconfiguration.

The superblock hamiltonian represents the whole of the system. When it is diagonalized, its m lowest energy states provide us with the variational parameters f_{ij}^j (with $j \in [1; \dots; m]$ {denoting which excited state} and $i \in [1; \dots; m + N_p]$ {denoting which component}) which must be inserted into [3]. These values yield the best approximation, within the subspace spanned by our states, to the lowest energy states of the system. The eigenvalues of H_{SB} give, as it was assumed, the best estimates for the lowest energies of the full system.

Using these values we reconstruct the wave-functions:

$$\hat{E}_k = \sum_{i=1}^X a_i^k h_i + \sum_{j=1}^{N_p} a_{m+j}^k h_{P(j)}$$

But the stored states are the h_i and not the h_{ij} . Therefore,

$$\hat{E}_k = \sum_{i,j=1}^X a_i^k G_j^i Q_P h_j + \sum_{j=1}^{N_p} a_{m+j}^k h_{P(j)} \quad [5]$$

The action of the operator Q_P is really simple: make all the components associated with P vanish. We may build just a matrix which encapsulates the reorthogonalization and the renormalization:

$$B_j^k = \sum_{i=1}^M a_i^k (G_j^i)$$

where the matrix G_j^i is defined by

$$(G_j^i) = \begin{cases} G_j^i & \text{if } i \leq m \\ 0 & \text{if } i > m \\ 0 & \text{otherwise} \end{cases}$$

The reconstruction procedure yields, therefore:

$$\hat{h}_k(q) = \begin{cases} \sum_{j=1}^m B_j^k(q) & \text{if } q \neq P \\ a_{m+j}^k & \text{if } q = P(j) \end{cases}$$

And, under a neighbourhood structure, this is the only step which scales with N . Thus, in the worst case scenario, the number of operations for the PRG step is $O(N)$.

There is only one more detail to be closed: the matrix

$$\hat{h}_{ij} = \hat{D}_i \hat{H} \hat{E}_j$$

is necessary to consider at the next step. Due to the construction rule of the states \hat{E}_i this matrix is diagonal, and its elements are the energies of the states:

$$\hat{h}_{ij} = \begin{cases} E_i & \text{if } i = j \\ 0 & \text{otherwise} \end{cases}$$

We have maintained the notation h_{ij} for the sake of generality (e.g.: the states coming out of the warm up need not have the same structure).

Summary.

Stored Data. The N components of the m states j_i and the elements of h_{ij} (which usually make up a diagonal matrix).

System States and Ansatz. The punctured components are removed with the operator Q_P . The states are reorthonormalized with a Gram-Schmidt matrix G . New states are defined

$$j_i = \begin{cases} \sum_{j=1}^m G_j^i Q_P j_j & \text{if } i \leq m \\ P(i-m) & \text{if } i > m \end{cases}$$

The final states are created after the Ansatz

$$j_i = \sum_{i=1}^m \sum_{j=1}^{N_P} a_{ij} j_j$$

where the a_{ij} with $i \in [1; \dots; m + N_P]$ are the variational parameters.

Superblock Hamiltonian Construction. Given by $H_b = h_{ij}H_j$. Its construction, using the neighbourhood structure and the knowledge of h_{ij} is rather fast.

Diagonalization of the Superblock and Updating. The m lowest eigenstates of the superblock hamiltonian are retained and the a_i weights are inserted into the Ansatz according to the expression [5]. The diagonal matrix elements \hat{h}_{ij} are the obtained energies.

General Features of the PRG.

The Real Space Renormalization Group method known as PRG (Punctures Renormalization Group) has the following general features:

Ensured Convergence. Section 4.5 discusses the conditions under which such statement may be held.

Absolute Generality. Any quantum mechanical model in a finite dimensional Hilbert space is analyzable through this technique.

Adaptive Efficiency. It takes profit if the hamiltonian matrix is sparse, i.e.: the existence of an underlying neighbourhood structure.

Explicit Method. Wavefunctions are stored in full. The number of operations of a PRG step may be not lower than $O(N)$, the inequality being saturated in the case of underlying graph structure.

4.3. 1D Implementation and Numerical Results.

For the unidimensional examples we have chosen the following models:

Free particle in a box divided into $N = 200$ cells with fixed boundary conditions. The eigenstates are extended throughout the system and the boundary conditions are rather relevant.

Particle in a harmonic potential, with space again divided into $N = 200$ cells. The boundary conditions are much less relevant and the eigenstates are spatially localized.

Free particle in a 1D box with periodic boundary conditions. The underlying graph is not a tree.

In all the cases the objective of the calculations were the $m = 4$ lowest energy eigenstates and the convergence criterion was a precision of one part in 10^{10} for the two first states compared to the exact values⁶.

Table 1 shows the numerical results. The numbers given in parenthesis after the PRG heading are the number of punctures for the patch. Respectively, 4 and 10 punctures were used.

The numerical results for 1D yield a rather clear advantage of DMRG with respect to the other methods on graphs "without cycles". The reason is obvious: DMRG is implicit and, in 1D, the partition into left and right blocks is natural. PRG in 1D gathers in a single block two regions which are really separated in space, slowing down the convergence.

It must be remarked the case of periodic boundary conditions (third column). The underlying graph structure is not a tree for this system, since it contains a cycle. Therefore, the left/right

⁶ Obviously, there are also convergence criteria which are fully internal, as it is the imposition that the variation through a full sweep to be smaller than a pre fixed quantity.

	Fixed B.C.	Ham. Pot.	Periodic B.C.
Exact	2.13	2.14	2.09
DM RG	0.83 (3)	0.6 (2)	109 (11)
PRG (4)	25.6 (198)	9.8 (76)	10.94 (87)
PRG (10)	6.97 (65)	3.22 (30)	3.81 (34)

Table 1. Benchmarking for the 1D-PRG algorithm, DM RG and exact diagonalization for a) a free particle with fixed b.c., $N = 200$ and $m = 4$, b) in presence of an harmonic potential, c) free, but with periodic boundary conditions. In all the cases a precision was reached of one part in 10^{10} for the first two states (when the exact energy was null, the precision was imposed in absolute value). The numbers show the CPU time in arbitrary units (Pentium III at 450 MHz) and, in parenthesis, the number of PRG or DM RG sweeps.

distinction is unnatural and DM RG leads to worse results than PRG.

Both methods take a worse result than the exact diagonalization for $N = 200$, but for bigger sizes (empirically up to $N = 120\,000$ sites), due to the different scaling regimes, PRG becomes a rather suitable method. CPU times scale for all methods (exact, DM RG and PRG) as a power law :

$$t_{\text{CPU}} \propto K N$$

Albeit the parameter K may be rather relevant for practical applications, it is usual to consider the exponent to be the key, due to its "universality". In other terms: an improvement in the implementation or in hardware may lower K , but the exponent may only diminish with a deep change in the computation algorithm. This statement is illustrated by the following results:

Exact diagonalization (periodic b.c.): 3:1.
 Implicit DM RG (fixed b.c.): 1:2.
 Explicit DM RG (periodic b.c.): 3:7.
 PRG (periodic b.c.): 2:2.

It may be observed that the explicit DM RG for non-tree graphs scales worse than the exact diagonalization. DM RG in its own scope is, no doubt, the one which presents the best performance. PRG is an alternative when DM RG can not tackle the problem in an appropriate way: for long range and/or multidimensional systems.

Some practical questions on implementation:

When the number of punctures does not divide exactly the lattice size, we may choose between these options for the analysis of the last patch. a) The last patch contains less punctures than the rest: $N_p^0 = \text{mod } N_p$, or b) the movement backwards starts when there are less than N_p sites left to reach the extreme.

The movement of the patch may be carried out with or without punctures overlapping. In 1D the first case appears to be slightly more efficient for big patches (> 10). Figure 4 shows graphically the meaning of advance with overlapping.

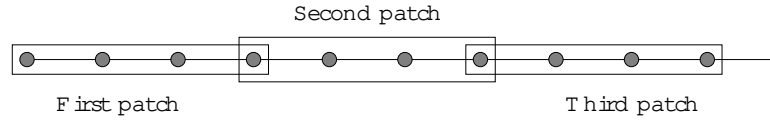


Figure 4. Movement of a 4 sites patch with overlapping in a 1D lattice. On the first PRG step, the patch includes sites 1 upto 4. On the second step, sites 4 to 8. There is a common site between successive patches.

Convergence in DMRG and PRG.

Focusing on the DMRG and PRG techniques for 1D systems (without periodic b.c.), figures 5 and 6 show the different approaches to convergence for two free systems with fixed b.c. and $N = 100$ sites.

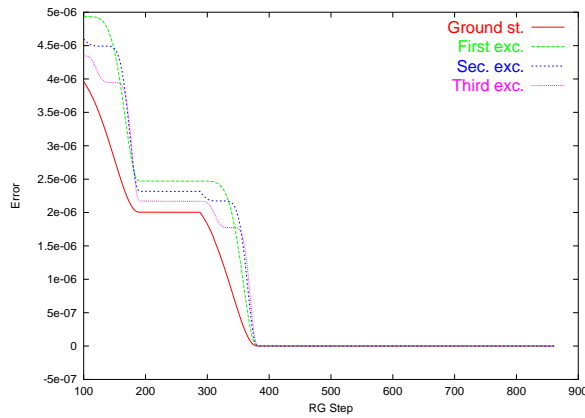


Figure 5. DMRG Convergence. Relative error for the first four states as a function of the RG step. Notice how convergence is led by fast downwards slopes and long plateaux.

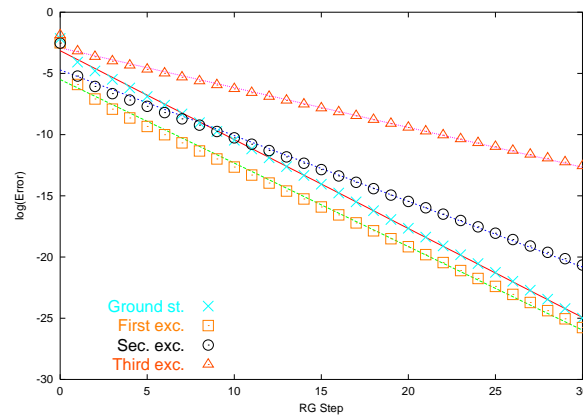


Figure 6. PRG Convergence. The logarithm of the error is presented as a function of the RG step. The straight lines show the fit to an exponential decay.

DMRG advances by very fast strides of the error and rather long plateaux. On the other hand, PRG is a "long-distance runner", as it is shown by the good fit to a law of the type

$$E \sim \exp(-K n)$$

(where n is the RG step index) in the whole range of values until machine precision is reached.

This difference may be explained in qualitative terms. DMRG uses for the decreasing block the information of a former step. This implies that at the start of a "half sweep" (e.g. a sweep left ! right) we are employing a very big block which has not been recently updated. The biggest advances are made when the decreasing block is very small (in figure 5, the high slopes are just before steps 200 and 400, which correspond to a sense change).

On the other hand, PRG has all its information updated. At every step, the change in the wavefunctions is proportional to its distance to the desired state. This explains, at least qualitatively, the exponential convergence.

It is interesting to study the PRG "residual" state. Let us consider the case when only the ground state is retained ($m = 1$), whose exact value we shall assume to be known. We subtract at each RG step the exact state from the approximate one and normalize the result. This residual state, after a number of RG steps, becomes the first excited state. The transient is longer when

both states have different symmetries (even vs. odd). In this case, the residual state corresponds to the second excited state for some time.

When m states are conserved, the residual of the i -th state converges to the $(m + i)$ -th state after a transient, which may be retarded for symmetry reasons (even vs. odd).

4.4. PRG Analysis for 2D and 3D Lattices.

The title for this chapter reminds us that the fundamental reason for the improvements on the DM RG was the study of 2D and 3D systems. This section deals with a series of fundamental technical questions when applying the PRG in 2D and 3D, along with a series of applications and numerical results.

Sewing Lattices.

Let us consider a 2D rectangular lattice $L_x \times L_y$ and a puncture formed by a single site. For DM RG the only possible path is the one we shall call "DM RG sweep", which traverses the system in an anisotropic zig-zag (see figure 2).

PRG, dealing with a single block, allows an isotropic path in which not only all sites are visited, but also all links. In the terminology introduced in section 4.2 we may talk of a "sewing".

The change from the anisotropic to the isotropic sweeping obeys the following reason: the derivatives of the wavefunctions along a link between two sites are updated more appropriately when such a link is traversed by the puncture. The DM RG sweeping leaves almost half of the links without covering, slowing down the convergence.

The algorithm for drawing a sewing depends on the parity of L_x and L_y . Figure 7 shows a sewing for the even-even lattice.



Figure 7. A possible sewing for a 4 × 4 lattice.

The structure of the sewings is exposed more rigorously in an algebraic notation, which on the other hand describes the code of the employed programs. Let us define the four operators L , R , U and D as the moves of the puncture leftwards, rightwards, upwards and downwards respectively. The path in figure 7 is algebraically described in pseudocode 1.

The odd-odd sewing, exemplified in figure 8 for a 5 × 5 lattice, is described in pseudocode 2 in a more rigorous way⁷.

⁷ The last expression of pseudocode 1, describing the sewing of an even-even lattice in terms of two operators and their inverses, reminds the topological description of a torus. On the other hand, the description of the odd-odd sewing (pseudocode 2) would be topologically trivial [BLA 82].

Z_{hor}	$U^{L_y-1} RD^{L_y-1} \mathbb{R} U^{L_y-1} RD^{L_y-1} \mathbb{J}^{L_x=2-1}$
Z_{vert}	$R^{L_x-1} D^{L_x-1} \mathbb{D} R^{L_x-1} D^{L_x-1} \mathbb{J}^{L_y=2-1}$
Path	$Z_{hor}^1 Z_{vert}^1 Z_{hor} Z_{vert}$

PseudoCode 1. Algorithm for the sewing of an even-even lattice.

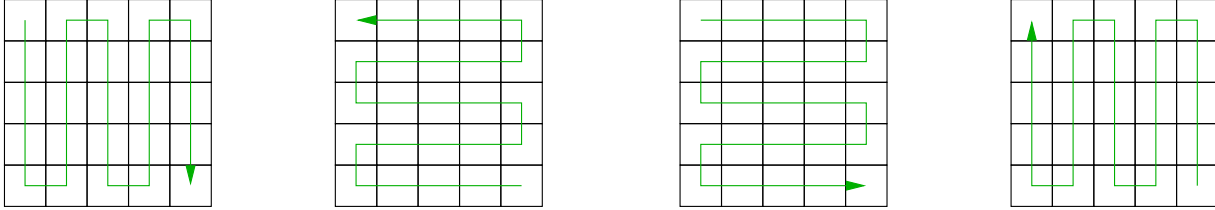


Figure 8. Sewing for a 5 × 5 lattice. Notice that, in this case, each link is traversed in both senses.

Z_{hor}	$D^{L_y-1} \mathbb{R} U^{L_y-1} RD^{L_y-1} \mathbb{J}^{(L_x-1)=2}$
Z_{vert}	$L^{L_x-1} \mathbb{U} R^{L_x-1} U^{L_x-1} \mathbb{J}^{(L_y-1)=2}$
Path	$Z_{hor}^1 Z_{vert}^1 Z_{vert} Z_{hor}$

PseudoCode 2. Algorithm for the sewing of an odd-odd lattice.

As a matter of fact, the sewing is one of the most important features of the bidimensional and tridimensional PRG. 2D DMRG, due to its own unidirectional structure, is forced to carry out the sweeping in a necessarily anisotropic way.

Results improve significantly when patches composed of various punctures are employed. Having tried many alternatives, we have checked that the square patch of $L_p \times L_p$ sites is the one leading to best results. The algorithm exposed previously for the sewing is suitable when L_p is commensurate both with L_x and L_y . In this case, it is possible to split the system into blocks of size $L_p \times L_p$ for the patch to cover. Figure 9 illustrates the process.

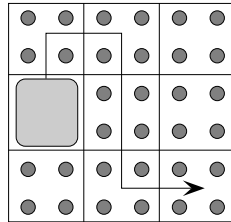


Figure 9. A path through a 6 × 6 lattice by a 2 × 2 patch. The dimensions of the patch must be commensurate with the ones of the lattice.

Numerical Results in 2D .

Two quantum mechanical problems have been chosen so as to check the performance of the 2D-PRG : the free particle in a box (with fixed b.c.) and the bidimensional hydrogen atom .

The first one is fully analogous to the 1D problem : the diagonalization of the laplacian matrix of the 2D graph with fixed b.c. The eigenstates are analytically obtainable. If $L_x = L_y$, the D_4 group of symmetries guarantees the degeneration of the first excited state (among many others) : there are two twin states with nodes lines which may point in any couple of orthogonal directions.

The hydrogen atom on a 2D lattice is exactly solvable in the continuum limit. If L_x and L_y are not both odd, then the atomic nucleus stays at the center of a "plaquette" or an "edge". Otherwise, a regularization is required so as the potential energy is finite throughout the system. In the continuum limit this distinction is senseless and energies are

$$E_n = -Z^2/n^2 \quad n = 1;2;:::$$

The production of a graphical output in the form of a "movie" is straightforward within PRG . Figure 10 shows a typical picture from that film .

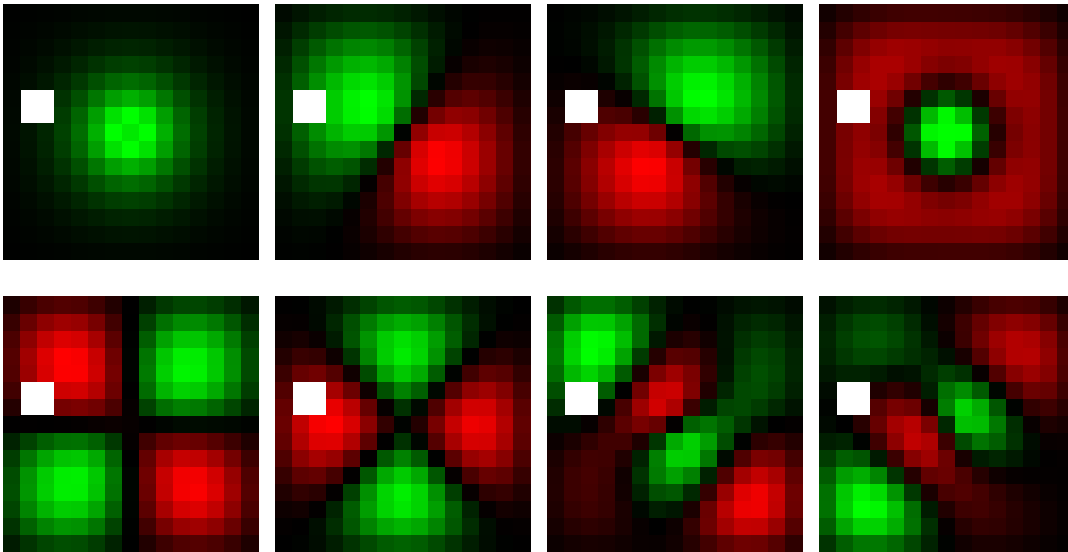


Figure 10. A density plot for the wavefunctions obtained with the 2D-PRG algorithm for the particle on a 15×15 lattice under the effect of a Coulomb potential, before convergence has been reached. The states grow in energy in the sense of reading. White pixels at the left side of the eight states correspond to the position of the 2×2 patch.

The computation time has been obtained for the hydrogen atom through three methods: 2D-DMRG, PRG and exact diagonalization. The results for different lattices are shown in figure 11. The three data series fit to power laws:

$$t_{\text{CPU}} / L$$

Figure 11 shows that the lowest slope corresponds to PRG . In table 2 we may observe the corresponding scaling exponents. These results prove that PRG is the best choice for big lattices, since its convergence is assured and it is faster than the others.

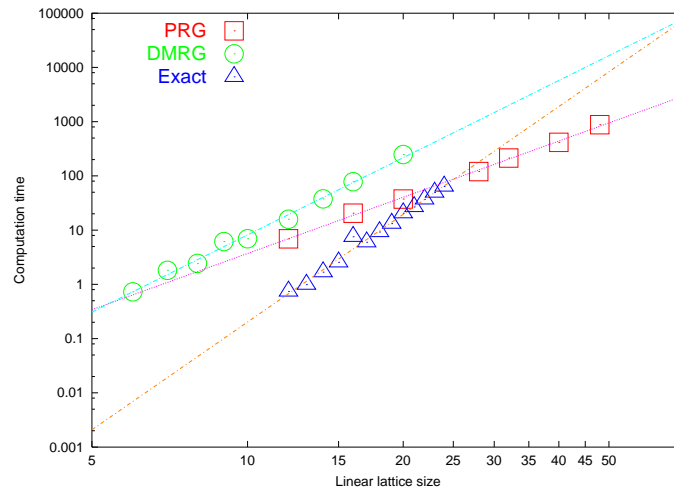


Figure 11. Log-log graph of the CPU time versus the length L of a square lattice in a Coulomb potential. Four states are stored, a precision of 10^{-5} is required for 2D-DMRG and 10^{-10} for PRG with a 2×2 patch.

	Free Part.		2D Hydrogen	
Exact	6.4	0.3	6.61	0.27
DMRG	5.5	0.1	5.21	0.05
PRG	3.92	0.1	3.85	0.07

Table 2. Scaling exponents for the free particle with fixed b.c. and for the particle in a Coulomb potential.

PRG in 3D dimensions.

The PRG algorithm is generalizable to any dimension. Even more, results improve comparatively with it. We have prepared programs for a 3D lattice, although tests have not been so exhaustive.

The 2D sewing algorithms have their 3D analogues, which are naturally more complex. Thus, for the sake of simplicity, we shall only show the path for the odd-odd-odd case⁸, shown in figure 12 and pseudocode 3.

Pseudocode 3 uses the following movement operators: B and F (x-axis), L and R (y-axis), D and U (z-axis). Values of the exponent for the hydrogen atom are given in table 3.

Method		
Exact	9.5	0.6
PRG (2)	6.6	0.4
PRG (3)	5.6	0.3

Table 3. Scaling exponent for the CPU time versus the linear size of the 3D lattice (t_{cpu} / L). The number in parenthesis shows the cubic patch size.

⁸ Such a solution was initially developed by Silvia N. Santalla, who put it kindly at our disposal.

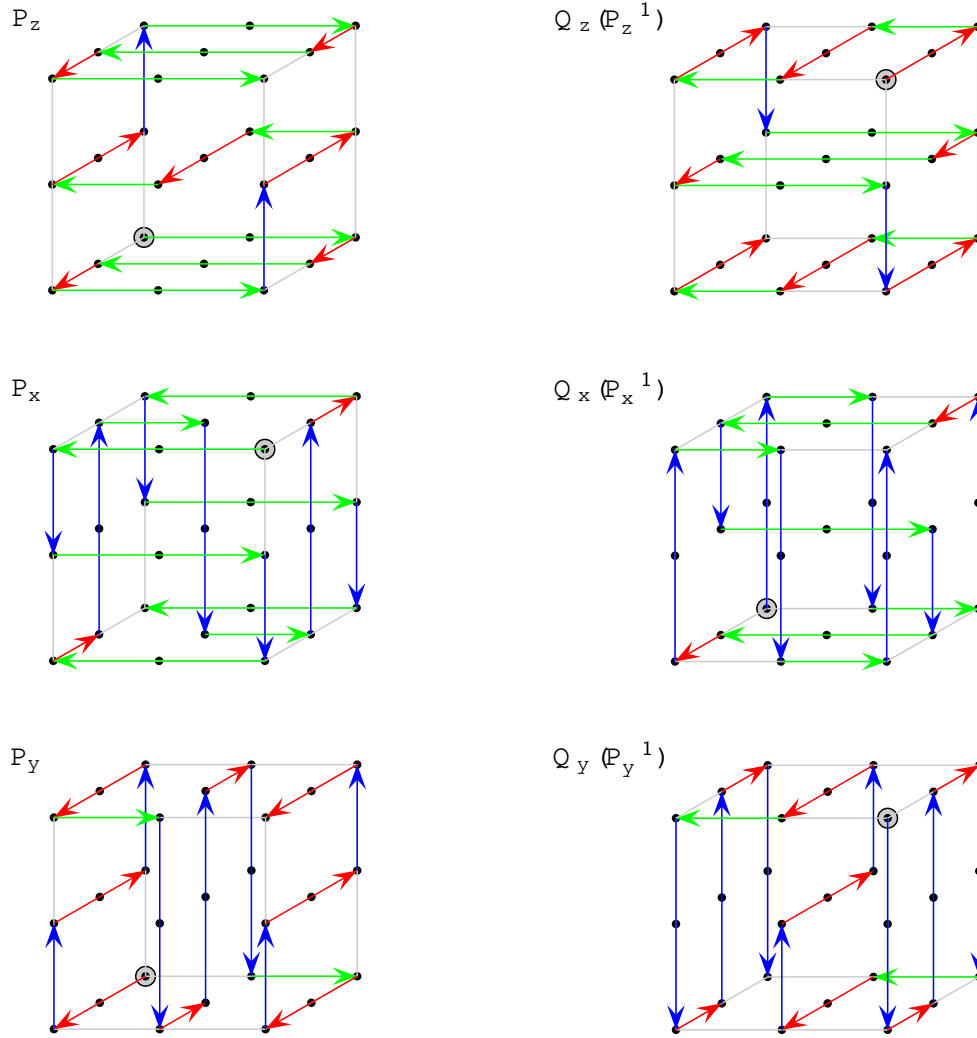


Figure 12. Three-dimensional sewing for an odd-odd-odd lattice, exemplified with a $3 \times 3 \times 3$ one. Red lines are parallel to the x-axis, green ones to the y-axis and blue ones to the z-axis. Notice that each link is traversed at least once, and inner links are covered just once. The notation P_{x_i} and $Q_{x_i}(P_{x_i}^{-1})$ is defined in pseudocode 3.

4.5. Warmups for the PRG.

Kadanoff Partition into Blocks.

Although it does not affect the final convergence of the RSRG explicit algorithms (long range DMRG and PRG), a good warm up may speed up the process considerably. A technique which may provide the basis of a full RSRG algorithm on its own (see following chapter) is the partition into blocks à la Kadanoff, also known as "Kadanoff blocking" or "Kadanoff coarse-graining", which we shall describe in this section.

The simplest presentation of this technique is for the 1D system with N sites and fixed or free b.c. Let H be the hamiltonian $N \times N$ matrix and M be any divisor of N . Then, the complete


```

define Z (P;Q ;a;b)      Pa-1 Q (P-1)a-1 Q Pa-1 ](b-1)=2
define Qz      (B $ L;F $ R)
define Qx      (R $ U;L $ D )
define Qy      (D $ B;U $ F)

Pz      Z (R;F;Ly;Lx) [ U Z (B;L;Lx;Ly) U Z (R;F;Ly;Lx) ](Lz-1)=2
Px      Z (D ;L;Lz;Ly) [ B Z (R;U;Ly;Lz) B Z (D ;L;Lz;Ly) ](Lx-1)=2
Py      Z (F;U ;Lx;Lz) [ R Z (D ;B;Lz;Lx) R Z (F;U ;Lx;Lz) ](Ly-1)=2
Path      Qy (Py-1) Qx (Px-1) Qz (Pz-1) Py Px Pz

```

PseudoCode 3. Algorithm for the sewing of an odd-odd-odd lattice shown in figure 12. Abbreviations $L \rightarrow R$, $D \rightarrow U$ and $F \rightarrow B$ correspond to movements in each axis (left{right, down{up, forward{backward}). Operators Q_x , Q_y and Q_z denote appropriate rotations around each axis which swaps the direction operators. Obviously, it is accepted that $U^{-1} = D$, $R^{-1} = L$ and $B^{-1} = F$. Between the path P_{x_i} and $Q_{x_i}(P_{x_i}^{-1})$ a sewing of all planes perpendicular to axis x_i is carried out.

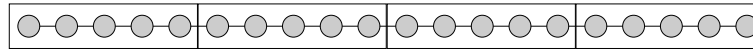


Figure 13. Making blocks within a $N = 20$ sites 1D graph.

system may be split into M cells of equal size $f \rightarrow N=M$.

A characteristic wavefunction $|j_i\rangle$ for each block is defined, with $i \in [1;:::M]$.

$$|j_i\rangle = \frac{1}{\sqrt{f}} \sum_{j=(i-1)f+1}^{if} |j\rangle$$

In other words: normalized states which are uniform over each of the blocks. After that, the effective hamiltonian is

$$H_{ij}^R = \langle i | H | j \rangle$$

which is a $M \times M$ matrix. The computation of the matrix elements is immediate. Let us define the sets $S_i = [(i-1)f+1;::;if]$, for which every pair is disjoint and whose union makes up the full lattice. Thus,

$$H_{ij}^R = \frac{1}{f} \sum_{k \in S_i} \sum_{l \in S_j} H_{kl}$$

If the original hamiltonian H is the laplacian on the graph, the effective hamiltonian H^R is called the collapsed laplacian in graph theory [BOL98].

The eigenstates of H^R are posteriorly expanded to yield states for the full graph. Let a_j^k be the j -th component ($j \in [1;:::M]$) of the k -th eigenstate of H^R . Then, the full states are

$$|k\rangle = \sum_{j=1}^M a_j^k |j\rangle$$

It is interesting to ask about the similarity between the functions so obtained and the exact eigenstates of the hamiltonian. Let us see an example in figure 14: the free particle in a box discretized into $N = 108$ sites, divided into $M = 6$ blocks. The number of states to be considered is $m = 4$.

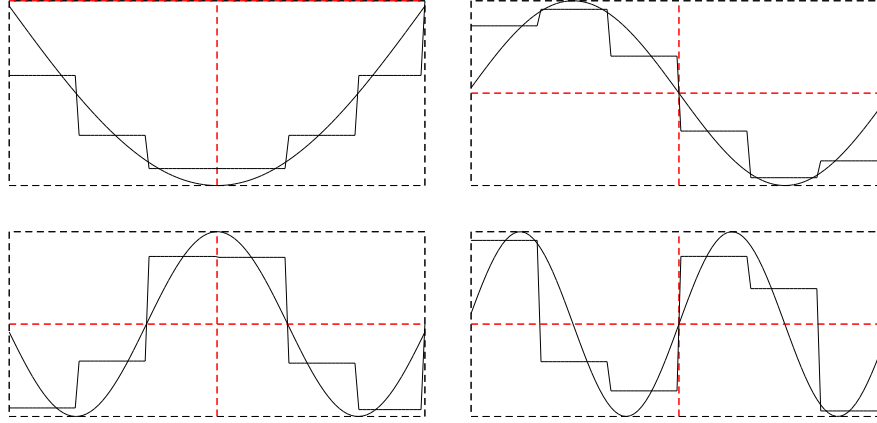


Figure 14. Results of the partition of a 1D lattice with 108 sites split into 6 Kadano blocks. The smooth curves represent the eigenstates.

It may be observed in figure 14 that the \coarse{grained} wave{functions} resemble the authentic ones as much as it is possible within their own subspace, which is a consequence of the variational nature of the computation. Nevertheless, the energies of the Kadano states and the exact ones differ enormously, as it may be checked in table 4.

	Ground state	1 st exc.	2 nd exc.	3 rd exc.
Kadano	0.0110035	0.0418345	0.0863866	0.135836
Exact	0.000830647	0.0033219	0.00747169	0.0132766

Table 4. Energies of the wave{functions} in figure 14.

The similarity between the warm up and the exact states may be measured through the L^2 norm of its difference. We obtain for the states of figure 14, respectively, 3% , 11% , 24% and 40% error⁹. The fact that a 3% of error in L^2 norm may lead to an order of magnitude error in energy (1375%) requires an explanation.

The reason is the inability of the L^2 norm to apprehend \all" the aspects of the similarity between two functions. A Sobolev norm [TAY 97], which is also sensitive to derivatives (of arbitrary order) may be more appropriate. As a matter of fact, the energy of the free particle in a box may be considered to be a Sobolev-type norm :

$$E = \sum_{hi;ji} (\psi_i - \psi_j)^2 + \int_{\Omega} |\nabla \psi|^2$$

⁹ The mentioned error is obtained multiplying by 100 the L^2 norm of the difference between both functions, being normalized both of them .

The Kadano wavefunctions are smooth when considered in their own "blocked" space, but they are not when extrapolated to a refined space. These ideas may lead to further approximations, as it is shown in the next chapter.

The Kadano blocking warm up technique is directly generalizable to two or three dimensions. Figure 15 shows the wavefunctions which result from the warm up of the particle in a bidimensional box with fixed b.c.




Figure 15. 2D Kadano warm up for a free particle in a box with fixed b.c. The reduced Hilbert space has 16 degrees of freedom (4 × 4 blocks).

Albeit the Kadano warm up has been employed in all the cases exposed in the precedent sections, it is not the only possibility.

Warmups inspired in Wavelets.

Wavelet theory is a rather developed branch of applied mathematics [LEM 89] [PTVF 97]. We have found in it inspiration for the development of a warm up suitable for PRG. Similar computations have been carried out by S.R. White himself in his "orthlets" theory [WHI 99].

The general idea is to expand into a multi-resolution or multi-scale basis. This basis contains also N states which are organized in a hierarchical way. Figure 16 shows graphically a 1D example with $N = 8$.

The numerical procedure consists of the following steps:

The original lattice size is chosen, which must be a power of 2. The technique is, nonetheless, generalizable to other values.

Establishment of the functional basis. We choose a representation such as that of figure 16. The set of functions $W(l; i)$ is spanned by two indices: l means the "level" and i the position. Function $W(0; 0)$ is uniform. All the rest have zero "average" and support of magnitude $N^{l/2}$. Functions at the same level have fully disjoint supports. Notice that the set $\{W(l; i) | l \in [0; \dots; \log_2(N)]\}$ makes up an orthogonal basis of the full original Hilbert space.

Initialization. We establish m initial functions: the first m functions of lowest order in the set $\{W(l; i) | l \in [0; \dots; \log_2(N)]\}$.

Iteration. At each step a "superblock" is formed with the m functions which make up the approximation so far and a new one taken from the set $\{W(l; i) | l \in [0; \dots; \log_2(N)]\}$. The superblock hamiltonian is diagonalized and we retain just the first m states. These states make up the approximation for the next step.

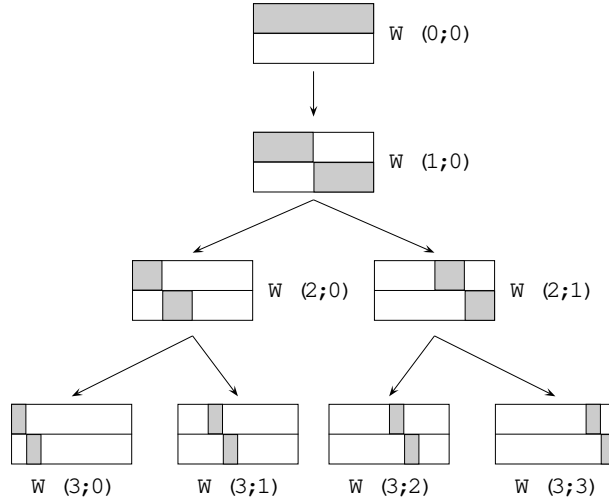


Figure 16. Multi-resolution basis inspired on wavelets for $N = 8$ sites. It might also serve as the starting point for a larger hierarchy. At each frame, the abscissa represents the spatial position (1D), and the ordinate stands for the wavefunction.

The optimum strategy implies to start at the lowest level available and changing from l to $l+1$ only when convergence at level l has been reached.

The practical implementation of the method is slow because of the full computation of the matrix elements. Even though, the results encourage for further insight and the search for better techniques. A couple of sweeps at each level is enough to assure convincing results. For example, for the free particle in a box with $N = 256$ sites and fixed b.c., 3 sweeps yield the energies shown in table 5.

	Ground state	1 st exc.	2 nd exc.	3 rd exc.
Warm up	0.000155129	0.000616833	0.0014313	0.00253865
Exact	0.000149427	0.000597684	0.00134471	0.00239038

Table 5. Energies obtained with the wavelet-inspired warm up for the free particle in a box with fixed b.c. and $N = 256$ sites.

4.6 Blocks Algebra.

The renewal of RSRG techniques is due in great extent to a much freer usage of the block concept, even though K.G. Wilson in his study of the Kondo effect had already employed the site by site growth pattern. This section is much more abstract than the previous ones, and intends to provide a general view of the subject.

The methods employed in the whole of this thesis may be simply exposed in terms of a blocks algebra, which we now develop.

Let us consider a system with an underlying graph structure G . Let $B(G)$ be the set of the sub-graphs or blocks of G . Let B_k and B_l be elements of $B(G)$. The links between sites of B_k and

B_1 which do not belong to any of the two blocks shall be contained by definition by the set L_{k1} . Formally, we may write

$$B_k + B_1 = B_k \cup B_1 \cup L_{k1}$$

The condition for a set of blocks P to be a blocks algebra is to be closed under the operation $+$: if B_k and B_l belong to the set, then also does $B_k + B_l$ ¹⁰. Although it is not strictly required, we shall only take non-overlapping blocks: addition shall only take place if $B_k \cap B_l = \emptyset$.

A matrixial representation of a blocks algebra is obtained by assigning a "block matrix" to each $B \in P$ and a "hook matrix" to each pair of blocks $L \in P \times P$. Abusing notation slightly we shall denote by B_k both the block and its associated matrix, and we shall do the same with hooks.

The dimensions of the matrices must fulfill the following requirement. A block matrix B_k is a square matrix of arbitrary dimension $d(k)$, meanwhile L_{kl} must be a rectangular matrix of dimension $d(k) \times d(l)$. Even more, it shall be necessary that, if $B_s = B_k + B_l$, $d(s) = d(k) + d(l)$ (an analogue of the triangle inequality).

A set $\{B_1, \dots, B_n; L_{12}, L_{13}, \dots, L_{n-1,n}\}$ shall be termed a representation of a blocks algebra of a quantum mechanical system if there is an orthonormal set of system states $\{f_{ij}^k\}$ (where $k \in [1; \dots, n]$ denotes the block index and $i \in [1; \dots, d(k)]$ denotes the state within that block) such that

$$(B_k)_{ij} = \sum_{k'} \langle f_{ij}^{k'} | H | f_{ij}^k \rangle \quad (L_{kl})_{ij} = \sum_{i'} \langle f_{ij}^{k'} | H | f_{i'j}^l \rangle$$

We shall now define the operation $+$ acting on the block matrices of a system representation. If, in terms of blocks, $B_k + B_l = B_s$, then operation $+$ acting on the matrices B_k and B_l consists of:

The building of an effective superblock matrix

$$B_k \quad B_l \quad \begin{matrix} B_k & L_{kl} \\ L_{kl}^Y & B_l \end{matrix}$$

which is a square matrix $(d(k) + d(l)) \times (d(k) + d(l))$.

The diagonalization of the aforementioned matrix and the retention of the $d(s)$ lowest energy eigenstates (which is always possible due to the triangle restriction $d(s) = d(k) + d(l)$).

Truncation so as to retain an effective matrix for the lowest states. If T is the matrix whose columns are the weights of the new global states on the old blocks states (first those of B_k and later those of B_l) then

$$B_s = B_k + B_l = T(B_k \cup B_l)T^Y$$

Now the non-overlapping requirement may be understood: it guarantees the orthonormality of the full set of test states: $\{f_{ij}^k\}_{i=1}^{d(k)} \cup \{f_{ij}^l\}_{i=1}^{d(l)}$

We must still "adapt" the hooks. We may have to perform this process in an explicit way (i.e.: having recourse to the real hamiltonian matrix elements and the total wavefunctions).

¹⁰ Notice that the operation \cup is only set-oriented: $B_k \cup B_l$ means the union of both blocks, but without restoring the links between them, which is the key notion.

A representation of the blocks algebra may always be built if the set minimum blocks (i.e.: the sites) are known. In this case, a series of additions among them provide us with a full representations.

Two blocks may be added in presence of a third block which does not overlap with them. We shall consider blocks B_k and B_l along with an extra block named B_p . Then, the addition

$$B_k +_p B_l = T_p (B_k \otimes B_l \otimes B_p) T_p^y$$

where $+_p$ means "addition in presence of B_p ", the direct ternary sum means

$$B_k \otimes B_l \otimes B_p = \begin{matrix} & 0 & & & 1 \\ & B_k & L_{k,l} & L_{k,p} & \\ & L_{k,l}^y & B_l & L_{l,p} & A \\ & L_{k,p}^y & L_{l,p}^y & B_p & \end{matrix}$$

and T_p and T_p^y mean the first $d(B_k + B_l)$ eigenstates of the effective superbloc matrix with the weights corresponding to the states \sum_k removed (and consequently re(orthonormalized)).

The most useful case of "sum in presence" is that of sum in total presence: $B_k +_T B_l$, which means that the sum is extended in such a way that $B_k + B_l + \sum_{p \in R} B_p = G$, where R is any partition into blocks of the rest of the system. Thus, the superbloc hamiltonian represents the complete system. Of course, the symbol $+_T$ is not uniquely defined: any partition of $R = G - B_k - B_l$ may do.

We shall consider the following dynamics on a representation of the system blocks algebra. At each step, the block matrix B_s , which corresponds to $B_k + B_l$ is substituted for the matrix resulting from $B_k +_T B_l$ for some valid representation of $+_T$.

Let X_0 be the original representation of the system, obtained by any kind of warm up, and let X_t be the representation after t steps. Calling the described procedure an RSRG step and denoting the set $\{X_t\}$ as an RG trajectory, we observe that the described process is a variational finite-size RSRG (either implicit or explicit). CBRG, DM RG and PRG are contained as particular instances. A fixed point¹¹ of this RG is that in which the states of each block are the (orthonormalized) projections over the corresponding sites of the lowest energy eigenstates of the full hamiltonian. In this case, the eigenvalues of the superbloc matrix are the lowest energies of the system.

4.7. Towards a PRG Algorithm for Many Body Problems.

Having acknowledged the interest of quantum mechanical problems, it is important to remark that the original aim of the effective RSRG techniques was the application to many body problems in condensed matter and quantum field theories. The initial development of the BRG was mostly performed in the study of such problems (see sections 1.4 and 2.1). 1D-DM RG has been employed in a large amount of cases and with great success to the analysis of problems of highly correlated electrons (Heisenberg model, Hubbard, t-J, ... see [HAL 99]). The natural question is: may the PRG be generalized so as to work on many particle systems?

¹¹ The only fixed point, as a matter of fact, if the blocks algebra contains all the minimum blocks (those of a single site).

The answer is, at the same time, "yes" and "in practice, not until now". In principle, being an explicit method, it should suffice to choose a complete basis of the Hilbert space, write on it the total hamiltonian and start to operate. The problem, obviously, is the combinatorial explosion in the number of states. For a simple model such as ITF (see section 2.1), the number of states is 2^L . A better alternative is required.

Let us consider as an example the antiferromagnetic spin $1/2$ anisotropic Heisenberg model (also known as XXZ model). It is a quantum magnetism model quite well known [MAN 91], which is analytically solvable only in 1D via the Bethe Ansatz [GRS 96]. The model hamiltonian is given by:

$$H = \sum_{\langle i,j \rangle} S_i^z S_j^z + \frac{1}{2} (S_i^+ S_j^- + S_j^+ S_i^-)$$

In order to carry out the calculations a full computational platform for the analysis of many body problems was developed (see appendix B for computation related questions).

Sites Addition and Warmup.

Let us consider the graph which represents the system and let us establish a building list, i.e.: an order for the sites to be added in such a way that the graph is never disconnected and, besides, the number of created links at each step is minimum. Let us denote that list by $\{B_i\}_{i=1}^N$.

Let m be the number of states which we intend to obtain from the hamiltonian. Let us take the first integer n_0 such that $2^{n_0} > m$ and let us build exactly the effective hamiltonian matrix for the first n_0 sites of the list¹². This matrix is diagonalized and we retain the m lowest states. If it is observed that, when "cutting" at the m -th state we have destroyed a multiplet, the necessary states are added in order to complete it. Let m_r be the "real" number of retained states.

Now the system is prepared for the "modus ponens" or sites addition process. The effective matrices are calculated¹³ for all the operators which may be needed to keep on building, storing the matrix elements among the m_r retained states.

Let us call "active edge" of the system, A , to the set of sites which have not completed their links yet. We shall store, therefore, the operators S_p^z , S_p^+ and S_p^- for the sites p of that active edge, along with the total hamiltonian matrix h_{SB} for the system.

A new site to be added is chosen, which is given by $q = B_{n_0+1}$. We call $G(n_0)$ the set of sites which already belong to the system. The addition of q is performed in the following way:

The stored operators are tensorially right-multiplied by the identity on the new site:

$$S_p^z \rightarrow S_p^z \otimes I_2; \quad S_p^+ \rightarrow S_p^+ \otimes I_2; \quad S_p^- \rightarrow S_p^- \otimes I_2$$

where I_2 denotes the identity matrix of dimension 2×2 .

The Pauli matrices for the new site are tensorially left-multiplied by the identity on the rest of the system :

¹² To be precise, because of the natural division of the Hilbert space into sectors with defined S^z , boxed-matrices were employed. Calling "box" $C_{a,b}$ to the matrix elements set between states in the sectors $hS^z i = a$ and $hS^z i = b$, these matrices store explicitly only the boxes which contain non-null elements.

¹³ Split into boxes, of course.

$$8 \times 2 \text{ fz; } ; + g \quad \hat{S}_q \quad \mathbb{I}_r$$

where \mathbb{I}_r denotes, logically, the 2×2 matrices associated to each component.

The "links" are calculated between the site p and those of its neighbours which already belong to $G(n_0)$:

$$H_{\text{new}} = \sum_{p \in N(q) \setminus G(n_0)} S_p^z \hat{S}_q^z + \frac{1}{2} (S_p^+ \hat{S}_q + \hat{S}_p^+ S_q)$$

This operator shall be given by a matrix $(2m_r) \times (2m_r)$, which must be summed to the old hamiltonian matrix tensorially right-multiplied by the identity on the new site:

$$\hat{H}_{Sb} = h_{Sb} \quad \mathbb{I} + H_{\text{new}}$$

H_{Sb} is diagonalized and the m lowest states are retained (again taking care not to break multiplets). The operators are renormalized with the truncation operator built from these states and the process has completed a RG cycle.

It is necessary to remark that for the anisotropic Heisenberg model the previously stated method, being a mixture of the BRG and the site by site growth techniques (used by Wilson on the Kondo problem and in the DMRG), works qualitatively well, and with a reasonable degree of precision.

As an example, table 6 shows some results for square lattices with free boundary conditions of small sizes. Conserving only $m = 8$ states (thus, $n_0 = 3$), we obtain less than 5% error. The first excited states share the same degree of matching, both in their spin structure and in their energy.

System	Exact	PRG
Linear $N = 10$, $\Delta = 0.125$	3.5903	3.4995
Linear $N = 11$, $\Delta = 1.0$	10.736	10.655
3×3 , $\Delta = 0.25$	4.7443	4.5486
3×3 , $\Delta = 0.5$	6.8797	6.3389

Table 6. Results of the PRG warm up for a many body problem on linear and square lattices, compared to the exact diagonalization. The b.c. are always free.

Absence of Site Subtraction Algorithm.

Once the former cycle has been finished, the problem is to make sweepings, so as to approach asymptotically the exact solution. The addition of sites is a well understood variational process. The PRG cycle works through the subtraction (modus tollens) and posterior addition of the site. But, how can we perform this removal? We must start by saying that it has not been carried out yet. The reasons for this failure are interesting and shall be displayed in this paragraph.

Let us consider a family of operators which halve the dimension of the Hilbert space by fully removing a site: $E_p : H^N \rightarrow H^{N-1}$. Let us choose now any orthonormal set of states $|j\rangle_i$.

The set $\{j_i^0\} = E_p \{j_i\}$ needs not be orthonormal. It would be if each state belonged to a sector with S^z well defined. But in this case, the states of the set $\{j_i^0\}$ would mix different sectors up. These two complications are the gate through which the difficulties enter.

Let us suppose that we lift the condition that every state has S^z well defined, since it is only technically desirable, but not a required condition for the computation (as it is the orthonormality of the states). In this case, we must re-orthonormalize the states. It is not too difficult to do, as the reader may observe, since the full chapter 4 has successfully dealt with such troubles.

But the situation is now rather different. Let us consider the matrix

$$C_{ij}^p = \langle j_i^0 | E_p | j_j \rangle = \langle j_i | E_p | j_j \rangle$$

(where E means that the operator acts on its left) which serves to compute the basis change matrix G_j^i which re-orthonormalizes through the fast Gram-Schmidt method. Let us apply this matrix on the states so as to obtain a new series $|j_i^p\rangle = G_j^i |j_i^0\rangle$. For all the operators O which act trivially on site p we have:

$$O_{ij} = \langle j_i^p | O | j_j^p \rangle = G_k^i G_l^j \langle j_k^0 | O | j_l \rangle$$

while the operators acting on the site must be calculated anew. The removal process has successfully ended and we may add it variationally again.

The problem appears in its whole magnitude when the moment to update the operators comes before starting the next RG step. As it is logical, the matrix C_{ij}^p must be stored for each value of p at every step, and they must be updated. How are we to do it? Let us consider C^q with $q \neq p$. Its matrix elements on the states $|j_i^p\rangle$ would be

$$C_{ij}^q = \langle j_i^p | E_q | j_j^p \rangle = \langle j_i | E_q | j_j \rangle = \langle j_k | G_k^i E_q G_l^j | j_l \rangle$$

The problem is that the scalar products between the states $E_p E_q |j_i\rangle$, in which two sites have been removed instead of one, can not be "deduced" from the knowledge of the matrices C_{ij}^s with $s \geq 2$ indexing the set of sites. It is required, therefore, to store the matrices of mixed scalar products:

$$C_{ij}^{pq} = \langle j_i | E_p E_q | j_j \rangle$$

for every couple pq (without caring about order). The reader may now suspect that the game goes on. Effectively, in order to renormalize these two-sites operators the knowledge is required of the three-points operators... and so on ad nauseam. Due to elementary combinatorics we require

$$N + \frac{N}{2} + \frac{N}{3} + \dots + \frac{N}{N} = 2^N - 1$$

matrices. I.e.: a quantity of information superior to the storage of the full wavefunctions. If this difficulty reminds of the closure problem in turbulence theory, the absence of solution reinforces the analogy.

In the end, the reason of the failure of the many body PRG is the same reason for which DM RG needed to become explicit when dealing with long-range or multidimensional problems. The open

question is: "is it really necessary for an RSRG variational algorithm on non-tree systems to be explicit?"

4.8. Application of the PRG on a Model of Excitons with Disorder.

Localization, Delocalization and Disorder.

It is well known since the late 50's [AND 58] [MT 61], that the eigenstates of a 1D quantum mechanical system with noise strongly tend to be exponentially localized, for any amount of noise. Anderson and other authors [AALC 79] proved that, under very general conditions, any decorrelated noise repeated the same situation in 2D (see [LR 85] and [RMD 00] for further explanations and a series of references).

The panorama changed drastically when it was discovered that the absence of correlation was crucial. Moreover, the high conductivity of certain materials where disorder is present was explained by proving the existence of correlations.

Recently, F. Domínguez-Adam et al. have proved [RMD 00] the existence of delocalized states in 1D for systems with decorrelated noise, but with long range order. In their computations they studied the model

$$H = \sum_i \sum_j t_{ij} c_i^\dagger c_j + \sum_{i,j} J_{ij} c_i^\dagger c_j$$

The hopping terms are chosen so as they decay with distance according to a power law :

$$J_{ij} = J |i - j|^{-\alpha}$$

where J is the coupling between nearest neighbours. The noise appears in the values c_i , which are taken from a uniform probability distribution on the interval $[-2; 2]$, where α is called the "disorder factor". The relevant parameters are, of course, α and J .

Although this model was not proposed in order to explain any real system, in [RMD 00] some possibilities are considered whose physics might be modelled by it (e.g., planar dipolar systems).

PRG Application.

In this case, as in that of the excitons on dendrimers, the numerical experiments involve the obtention of the lowest energy spectrum of a system with many degrees of freedom. Although in this example there is no underlying graph structure, PRG is probably the best possible tool to carry out this computation. The analytical/numerical development of the bidimensional analogue of this problem was carried out by F. Domínguez-Adam, J.P. Lemaitre, V.A. Malyshev, M.A. Martín-Delgado, A. Rodríguez, J. Rodríguez-Laguna and G. Sierra [LMRS 01].

In this section we shall focus only on the adaptation of the PRG to the mentioned calculations, leaving the physical conclusions and the theoretical implications for later work.

Since the noise is diagonal and the non-diagonal elements follow a scaling law, matrix elements of the hamiltonian in the canonical basis are stored by reference. This means that, in the 1D case, a vector D of N components is kept which contains the diagonal elements $D_i = \epsilon_i$ and another

vector V , whose k -th component has the value $V_k = Jk$. In the 2D case only the vector V changes, whose k -th component is now $V_k = Jk^2$.

In order to compute the matrix element H_{ij} some steps must be taken:

Convert indices i and j into lattice coordinates: x_i, y_i, x_j and y_j .

We compute the square of the distance among them: $d = (y_j - y_i)^2 + (x_j - x_i)^2$.

We obtain the d -th component of the vector: V_{d^2} .

The rest of the procedure fully coincides with the one discussed in the previous sections. The warm up used is the Kadano blocking and the computation of the hamiltonian matrix elements bears no shortcut due to the absence of graph structure.

The 1D results from [RMD00] are checked by our own computations. Figure 17 shows, for $N = 1000$ sites¹⁴ in a 1D chain with $\beta = 3=2$, three ground states for the system, with $\gamma = 1$, $\gamma = 8$ and $\gamma = 30$.

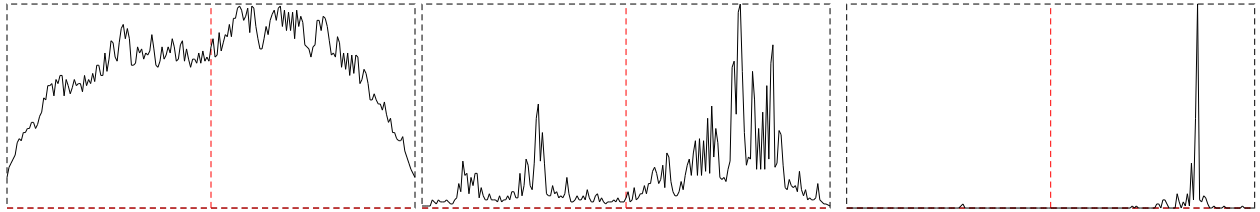


Figure 17. Ground states of three realizations of the 1D system with $N = 1000$ and $\beta = 3=2$, respectively with $\gamma = 1$, $\gamma = 8$ and $\gamma = 30$.

We define the Inverse Participation Ratio (IPR) as

$$I = \frac{\sum_{i=1}^N |\psi_i|^4}{\left(\sum_{i=1}^N |\psi_i|^2\right)^2}$$

When it is computed on a normalized wavefunction, it takes the value 1 only if it is a delta function (concentrated on a single point), and it is of order $O(1/N)$ when the state is delocalized. Figure 18 shows the value of the logarithm of the IPR when we vary γ for $N = 1000$ and $\beta = 3=2$ in 1D. In the right-hand plot we observe the number of samplings which were needed to reach the desired precision of one part in 10^{10} for the energies.

The difficulty of the problem is seen to grow in the transition region, which, as it may be readily checked in Figure 17, corresponds to wavefunctions with the most complex structure. Part of the following process, which shall not be considered in the present work, shall be to carry out a multifractal analysis of these objects.

The results of the PRG application for the bidimensional case are now introduced. Figure 19 shows the dependence of the IPR on the linear size of the lattice for $\beta = 3$ and $\gamma = 5$. Figure 20 depicts a particular realization of the ground state of the system, obtained with $L = 70$.

¹⁴ Our reference value for the computations is $N = 10^4$, but for the sake of a proper visualization, it has been reduced by an order of magnitude.

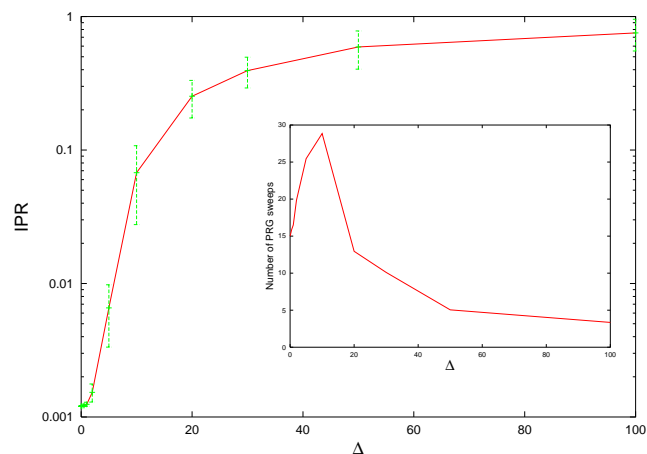


Figure 18. The outer plot shows the IPR (in a logarithmic scale) against the parameter Δ for 1D chains with $\beta = 3/2$ and $N = 1000$. The inner shows the number of PRG sweeps required to reach the desired convergence (one part in 10^{10}).

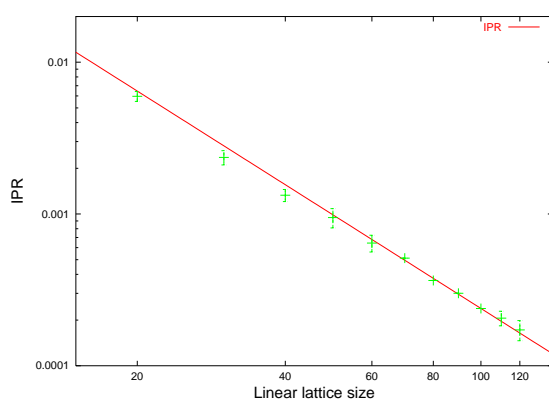


Figure 19. Dependence of the IPR on the length of the 2D lattice. 20 samples were obtained for each of the values of L but for the last two ones (10 samples), checking that the statistics were robust for all the cases. The straight line has slope -2.05 ± 0.05 .

4.9. Bibliography.

- [AALC 79] E. Abrahams, P. W. Anderson, D. C. Licciardello, V. Ramakrishnan, Phys. Rev. Lett. 42, 673 (1979).
- [AND 58] P. W. Anderson, Phys. Rev. 109, 1492 (1958).
- [BLA 82] D. W. Blakett, Elementary topology. A combinatorial and algebraic approach. Academic Press (1982).
- [BOL 98] B. Bollobas, Modern graph theory, Springer (1998).
- [DGMP 97] A. Dobado, A. Gomez-Nicola, A. Maroto, J. R. Pelaez, Effective lagrangians for the standard model, Springer (1997)

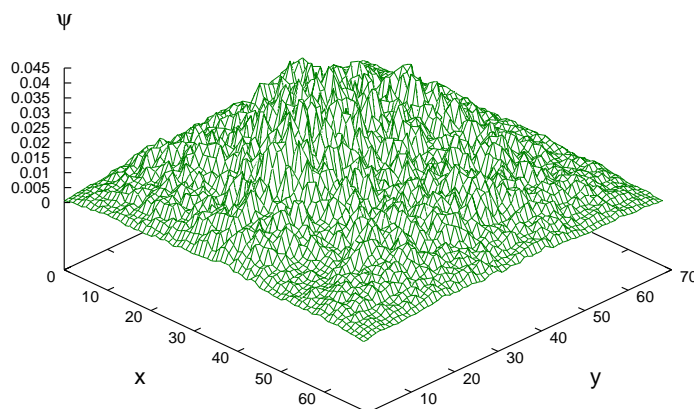


Figure 20. Bidimensional wave function in a 70×70 lattice for the ground state of a realization of the system with $\beta = 3$ and $\gamma = 5$.

- [DLMRS 01] F. Domínguez-Adame, J.P. Lemaître, V.A. Malyshev, M.A. Martín-Delgado, A. Rodríguez, J. Rodríguez-Laguna, G. Sierra, Absence of weak localization in two-dimensional disordered Frenkel lattices, available at cond-mat/0201535 and J. Lum. 94-95, 359-363 (2001).
- [GRS 96] C. Gómez, M. Ruiz-Altaba, G. Sierra, Quantum groups in two-dimensional physics, Cambridge U.P. (1996).
- [GW 93] S.D. Glazek, K.G. Wilson, Renormalization of hamiltonians, Phys. Rev. D 48, 12, 5863-72 (1993).
- [GW 94] S.D. Glazek, K.G. Wilson, Perturbative renormalization group for hamiltonians, Phys. Rev. D 49, 8, 4214-18. (1994).
- [GW 97] S.D. Glazek, K.G. Wilson, hep-th/9707028 (1997).
- [HAL 99] K. Hallberg, Density matrix renormalization, in cond-mat/9910082 (1999).
- [LEM 89] P.G. Lemarie (ed.), Les Ondes en 1989, Springer (1989).
- [LR 85] P.A. Lee, T.V. Ramakrishnan, Disordered electronic systems, Rev. Mod. Phys. 57, 287 (1985).
- [MAN 91] E. Manousakis, The spin 1/2 Heisenberg antiferromagnet on a square lattice and its application to the cuprous oxides, Rev. Mod. Phys. 63, 1, 1-62 (1991).
- [MDS 99] M.A. Martín-Delgado, G. Sierra, A Density Matrix Renormalization Group Approach to an Asymptotically Free Model with Bound States, hep-th/9903188 and Phys. Rev. Lett. 83, 1514 (1999).
- [MRS 00] M.A. Martín-Delgado, J. Rodríguez-Laguna, G. Sierra, Single block formulation of the DMRG in several dimensions: quantum mechanical problems, available at cond-mat/0009474, and Nucl. Phys. B 601, 569-590 (2001).
- [MT 61] N.F. Mott, W.D. Twose, Adv. Phys. 10, 107 (1961).
- [PTVF 97] W.H. Press, S.A. Teukolsky, W.T. Vetterling, B.P. Flannery, Numerical Recipes in C, Cambridge U.P. (1997), and freely available at <http://www.nr.com>.
- [RMD 00] A. Rodríguez, V.A. Malyshev, F. Domínguez-Adame, Quantum diffusion and lack of universal one-parameter scaling in one-dimensional disordered lattices with long-range coupling, J. Phys. A (Math. Gen.) 33 L161-66 (2000).

- [TAY 97] M. E. Taylor, Partial differential equations, Springer (1997).
- [WHI 99] S. R. White, Electronic structure using DM RG, in Density-matrix Renormalization, notes from the Dresden workshop in 1998, ed. by I. Peschel et. al., Springer (1999).

5. An RSRG approach to Field Evolution Equations.

Synopsis.

- 5.1. Introduction.
- 5.2. RSRG Formalism for Field Evolution Prescriptions.
- 5.3. Cells Overlapping Truncators.
- 5.4. Applications and Numerical Results.
- 5.5. Towards a Physical Criterion for Truncation.
- 5.6. Bibliography.

The present chapter introduces the main lines of an RSRG approach to classical field evolution equations which is being developed by the author in collaboration with A. Degenhard¹. Abeit some interesting results have already been obtained [DRL 01A] [DRL 01B], the exposition is mainly focused on the fundamental ideas, remarking the close connection to the rest of the RG techniques in this work.

5.1. Introduction.

Field evolution equations, whether deterministic or stochastic, are a fundamental tool in many branches of physics, e.g. hydrodynamics, surface growth phenomena, optics or self-gravitating media. These equations are usually highly non linear, due to the complexity of the studied phenomena.

A constant background topic during the previous chapters was the consideration that physical measurements always take place within a certain observational frame, which includes not only the reference system and the set of observables to be measured, but also the "grain size" (or ultraviolet (UV) cut-off) and the "plate size" (or infrared (IR) cut-off). As relativity theory was born from the analysis of the changes of reference frames and quantum mechanics from the study of the influence

¹ Dept. für Theoretische Physik (Universität Bielefeld (Germany) and Physics Dept. (Institute of Cancer Research (London)).

of the measurement of different observables on a process, renormalization group theory stems from the changes suffered by a physical system when modifying the observational frame.

Thus, when modelling physical phenomena, partial differential equations (PDE)² can have no real physical meaning. In other words: space can not be assumed to constitute a mathematical continuum as far as physical theories are concerned. Observational frames must always have attached their IR- and UV-cuts. The continuous space-time hypothesis is mathematically equivalent to taking the limit in which UV-cut $\rightarrow 1$, which is highly non-trivial.

As a matter of fact, it may be argued that the continuum hypothesis has been a handicap in the conceptual development of physical theories by spawning them with UV and/or IR catastrophes. Chaotic dynamics, scaling anomalies, divergences in QFT ... were poorly understood pathologies before they received the appropriate treatment.

A field evolution prescription must be an algorithm which provides, once a set of observables has been given (along with their uncertainty), the probability density for the same observables after some time. Because of overusage of the term "discretization", we have chosen the term aspect to denote any such a set of observables. A prescription, therefore, evolves a field aspect in time.

PDEs may often be converted into field evolution prescriptions, but not always. Models with high Lyapounov exponents (for which sometimes not even an existence theorem for the solutions is available) yield important problems in practice. For example, currently there is no existence and uniqueness theorem for solutions of the 3D Navier-Stokes equation (used to describe Newtonian fluid mechanics). It might be not a coincidence that there is neither a practical scheme for the simulation of high Reynolds number flows.

The process through which PDE are converted into field evolution prescriptions is usually called "discretization". This process reduces the continuous field equations, which have infinite degrees of freedom, into a finite-dimensional model. The regions removed from the phase space are expected, in some sense, to be irrelevant. In some cases there is a clear-cut algorithm to choose the relevant degrees of freedom, but more often (e.g. almost all non-linear PDE) it does not exist, and physical intuition is the only guide.

It is possible to reformulate the question in more general terms if an infinite number of degrees of freedom is not assumed for the initial equation. Let us consider the reduction problem from a field evolution prescription into another one which has a smaller number of degrees of freedom. Let us denote by \mathcal{A} an aspect associated to the original prescription, and \mathcal{A}^0 a renormalized aspect associated to the new one. There must be an operator R such that

$$\mathcal{A}^0 = R(\mathcal{A})$$

which we shall denote as coarse-graining or truncation operator. Of course, if there is a real reduction of the number of degrees of freedom, it shall be impossible to reconstruct the original ones, so the inverse operator R^{-1} does not exist.

The evolution prescription for the initial discretization may be given formally by

$$\partial_t \mathcal{A} = H$$

(where H is the evolution generator, for which linearity is not assumed) and the evolution of the renormalized aspect shall be given by

² We shall adopt the term PDE with a rather wide meaning, covering any field evolution equation on a continuous space-time.

$$\partial_t \phi^0 = H^0 \phi^0 - R H R^P \phi^0$$

where R^P is a suitably chosen pseudo-inverse operator. (Of course, $R H R^P$ is a formal operation, whose exact implementation depends on the nature of H). The action of different compatible R operators constitute a renormalization semi-group. Usual discretizations from continuous space into any finite-dimensional aspect are implemented by an R operator with an infinite degree of reduction.

To sum up, we have introduced the following concepts:

Aspect of a field: any finite set of observables, preferably along with their uncertainties or probability distributions, for an extended object (a field).

Field evolution prescription: a set of rules to compute the time evolution of an aspect of a field.

Truncation or coarse{graining operator: operator which reduces the number of degrees of freedom of an aspect of a field.

Embedding operator: Pseudoinverse of the former operator, which "refines" an aspect.

Of course, we might have conserved the more classical terms "discretization" and "discretized evolution equation", but we have chosen not to do since the change of meaning might make the statements misleading.

Much interest has been devoted to this subject in the last years, and this work is greatly influenced by the recent contributions of N. Goldenfeld and his group: [GHM 98] and [GHM 00]. These works were themselves inspired ultimately by the perfect action concept of Hasenfrantz and Niedermayer [HN 94], which intended to remove "lattice artifacts" from lattice gauge theories, and that of Katz and Wise [KW 97] about the application of the same concept to fluid mechanics.

The former works employed a truncation or coarse{graining operator R created by a blocks fusion scheme ala Kadanoff. The most important innovation of the present work is the consideration of a wider set of possible R operators. Sections 5.2, 5.3 and 5.4 deal in some detail with the possibility of a geometric approach based on the overlapping of cells [DRL 01A]. Section 5.5 drafts the possibility to use a physical criterion (i.e.: problem dependent) in order to choose R [DRL 01B].

5.2. RSRG Formalism for Field Evolution Prescriptions.

Evolution Prescriptions on Partitions.

Let us consider the following evolution prescription

$$\partial_t \phi_i = H_{ij} \phi_j \quad [1]$$

This equation may represent any discretization of a linear PDE, whether the algorithm is explicit or implicit. The form [1] may also accommodate non-local linear equations and those of higher order

in time, along with some complex boundary conditions. Operator H shall be known as evolution generator or hamiltonian.

Some non-linear equations may enter this formalism rather easily. For example, any quadratic evolution generator might be implemented as

$$\partial_t \phi_i = Q_{ijk} \phi_j \phi_k + H_{ij} \phi_j \quad [2]$$

Surface growing phenomena as governed by the Kardar-Parisi-Zhang (KPZ) equation [KPZ 10] [BS 95] or one-dimensional turbulence as described by Burgers equation [BUR 74] [TAF 81] equation may be studied this way.

Truncation Operator.

The natural interest in the construction of R maps can stem either from limited computer resources or due to theoretical reasons, since it may constitute a tool for successively integrating out the irrelevant degrees of freedom.

Field aspects described by equation [1] dwell naturally in a vector space E^N . A truncation operator $R : E^N \rightarrow E^M$ defines a "discretization", and we shall denote the effective field as $\phi \in E^M$. Therefore, the new aspect only has M degrees of freedom. Thus, R must have a non-trivial kernel.

The election of the R operator is the key problem. Ideally, it should depend on the problem at hand, i.e. on the field equation and the observables to be measured. In the next section a purely geometrical approach is introduced which is independent of the physics of the dynamical system, but which uses a quasi-static truncation procedure for a careful selection of the relevant degrees of freedom.

The truncation operator shall be forced to be linear³. This enables us to write its action as

$$\phi_I' = R_{Ii} \phi_i$$

Here we denote the transformed aspect components with primes and capital letter indices.

Embedding Operator.

If the R operator had a trivial kernel, an inverse operator might be written, R^{-1} (the embedding operator) and the following equation would be exact

$$\partial_t \phi_i = H_{ij} R_{jJ}^{-1} \phi_J$$

I.e.: the evolution of the exact aspect might be found from the values of the truncated one. Therefore, one might integrate a prescription which has only got M degrees of freedom through equation

$$\partial_t \phi_I' = R_{Ii} H_{ij} R_{jJ}^{-1} \phi_J' = H_{IJ}' \phi_J' \quad [1']$$

³ Linearity on the truncation operator is a highly non-trivial imposition. It forces the non-mixing nature of the evolution generators of different "arity", i.e.: a purely quadratic term can not develop a linear term under such a RG construction. This is dubious, e.g., for Navier-Stokes equation, where the nonlinear term is supposed to develop a contribution to the viscous (linear) term.

where H^0 is the renormalized evolution generator. Having evolved the reduced aspect, the original aspect may be found:

$$i(t) = R_{iI}^{-1} I(t)$$

We may express this situation by the commutative diagram :

$$\begin{array}{ccc} E^N & \xrightarrow{H} & E^N \\ \downarrow R & \text{ } & \downarrow R \\ E^M & \xrightarrow{H^0} & E^M \end{array} \quad [3]$$

Equation [1'] requires less CPU time and storage capacity than equation [1] when simulated on a computer, but this situation is generally impossible: the truncation operator has a non-trivial kernel, so there can be no real inverse. Nevertheless, it is possible to find an "optimum" pseudoinverse: an operator R^P which fulfills the Moore-Penrose conditions (see [GVL 96]).

$$\begin{aligned} RR^P R &= R & R^P R R^P &= R^P \\ (R^P R)^Y &= R^P R & (R R^P)^Y &= R R^P \end{aligned}$$

These equations are fulfilled only if R^P is the singular values decomposition (SVD) pseudoinverse of R . R^P is an "extrapolation" operator, which takes a (reduced) discretization from E^M and returns a full E^N one.

Operators R and R^P play the same rôle as the truncation operators we have met throughout this work, but some extra considerations are needed.

Operator R as a full matrix retains a big amount of spurious information, inasmuch as the only relevant datum is its kernel, i.e.: the degrees of freedom which are neglected. If R^P is the SVD pseudo-inverse, then RR^P is the identity on E^M , and $R^P R$ is a projector on the relevant degrees of freedom subspace of E^N . This operator shall also be known as the reduction operator.

The information about these degrees of freedom is stored in the rows of R , which may be read as vectors spanning the retained subspace. These vectors need not form an orthonormal set (they may even be non-independent). But an orthonormalization operation guarantees that $R^P = R^Y$. Whenever we make use of an R operator in this work, we shall mean the equivalence class of operators of the same dimension sharing its kernel. Formally,

$$R \in GL(M, N) = K$$

where $GL(M, N)$ represents the set of matrices taking N degrees of freedom into M and K stand for the set of internal operations in that space which conserve the kernel.

Evolution Prescription Transformations.

With the pseudoinverse R^P , the diagram [3] does not commute in general and its "curvature" represents the error within the procedure. The renormalized evolution generator is written as

$$H_{IJ}^0 = R_{Ii} H_{ij} R_{jJ}^P \quad [4]$$

where indices are kept for clarity. A renormalized quadratic evolution generator might be written like this

$$Q_{IJK}^0 = R_{Ii} Q_{ijk} R_{jJ}^P R_{kK}^P \quad [5]$$

This expression shall be shorthanded as $Q^0 = R Q R^P$ so as to unify notation. Higher degree operators are possible, of course, but for the sake of simplicity we shall restrict to the first two¹.

The schedule for all the simulations which shall be presented in the rest of this work is

Present an evolution generator H (at most quadratic) and an initial field $\phi(0)$.

Calculate the exact evolution and obtain $\phi(t)$.

Propose a truncation operator R and obtain its pseudoinverse R^P .

Compute the renormalized hamiltonian and the truncated initial field: $H^0 = R H R^P$ and $\phi^0(0) = R \phi(0)$.

Simulate the renormalized evolution on $\phi^0(0)$ and obtain $\phi^0(t)$.

Compare $\phi(t)$ and $R^P \phi^0(t)$.

We distinguish between the "real space error", which is given by the L^2 norm of $[\phi(t) - R^P \phi^0(t)]$ (a vector from E^N) and the "renormalized space error", which is the L^2 norm of $[\phi(t) - \phi^0(t)]$ (a vector in E^M). These two errors need not coincide. It is in possible for the first one to be zero for all the functions in a discrete functional space, but not for the second one. In that case, the retained degrees of freedom are exactly evolved despite the information loss. We shall speak of perfect action.

5.3. Overlapping-Cells Truncators.

In the former section an abstract formalism was introduced for the truncation operators. In this section a series of concrete rules shall be proposed to build up R operators by geometric principles.

¹ Transcendental evolution generators, such as that of the Sine-Gordon equation, do not fit in this formalism.

Cells Overlapping.

Let P be a partition of a given manifold M (possibly with boundary) into the cells $\{C_i\}_{i=1}^N$. Let ϕ be a scalar field on this region of space. As it was stated above, an aspect of that field shall be defined to be any discrete set of values which attempts to represent the whole knowledge of a given observer about the field. The aspect associated to a partition is defined by

$$Z_i = \int_M \phi(x) d\mu(x)$$

where $d\mu$ is any measure on M .

Let us choose the interval $[0;1]$ as our manifold (with boundary) and let P_n denote a regular partition of that interval into n equal cells, denoted by C_i^n $[(i-1)=n; i=n]$. The truncation operator $R^{M \rightarrow N}$ shall be defined by

$$R_{Ii}^{M \rightarrow N} = \frac{(C_I^M \setminus C_i^N)}{(C_I^M)} \quad [6]$$

where (\cdot) denotes the measure on M . In geometrical terms C and C_I denote the respective cells in the original and the destination partitions. The R matrix elements are the overlap fractions between the cells on the destination cell:

$$R_{Ii}^{M \rightarrow N} = \frac{\text{Overlap between cells } C_i \text{ and } C_I}{\text{Measure of } C_I}. \quad [6]$$

The rationale behind this expression may be described with a physical analogy. Let us consider the ϕ_i to denote the density of a gas in each cell of the source partition. The walls between cells are impenetrable. Now a new set of new walls is established: the ones corresponding to the new partition. The old walls are, after that, removed. The gas molecules redistribute uniformly in each new cell. The new densities are the values ϕ_i^0 which constitute the transformed field aspect (see figure 1).

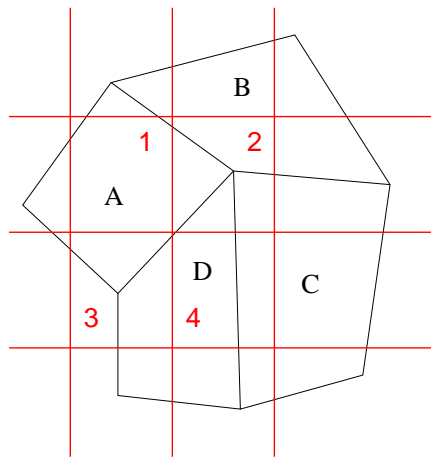


Figure 1. A region of the plane on which two partitions have been drawn. Black lines delimit the old cells (A, B ...), meanwhile the red ones correspond to the new ones (1, 2,...). Thus, e.g., there would be no R matrix element between cells 1 and C, since they do not overlap. On the other hand, the element R_{1A} must be near unity.

In more mathematical terms the value of ρ_I is a linear estimate for

$$\rho_I = \frac{1}{C_I} \int_{C_I} \rho(x) dx$$

conserving total mass: $\sum_I \rho_I = \sum_i \rho_i$.

The resulting $R^{M \rightarrow N}$ operators shall be called sudden truncation operators. Notice that the Kadano transformations, in which an integer number of cells get fused into a bigger one, are included.

One of the fundamental differences between usual (integer reduction factor) truncation operators and the sudden truncation operators defined in [6] is the possibility of applying truncations which remove a single degree of freedom. The situation is shown in figure 2.

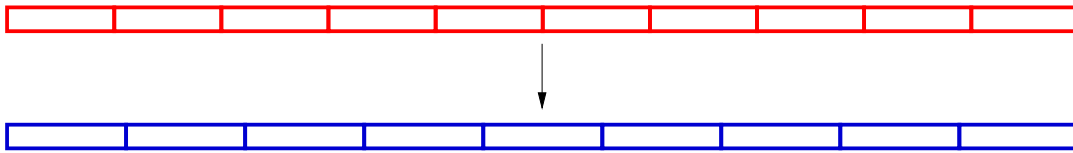


Figure 2. The lower partition has just one degree of freedom less than the one above.

Quasistatic Transformations.

The composition of sudden truncation operators takes us to the concept of quasistatic or adiabatic truncation operators. These are defined by

$$qR^{M \rightarrow N}_{Ii} = R^{M \rightarrow M+1}_{Ii} R^{M+1 \rightarrow M+2}_{Ii} \dots R^{M+N-1 \rightarrow N}_{Ii}$$

Of course, $qR^{M \rightarrow N}_{Ii}$ differs greatly from $R^{M \rightarrow N}_{Ii}$. The "quasistatic" term is suggested by the thermodynamical analogy which was formerly introduced. Reversibility of a process is related to quasistaticity, i.e.: proceeding through very small steps and waiting for relaxation between these. In a certain sense, we might expect this transformation to be more reversible and therefore better suited to our purposes.

We formulate analytically a single step sudden transformation, upon which the quasistatic operators are based, as

$$R^{N \rightarrow N-1}_{Ii} = \frac{N}{N-1} \frac{I}{N} + \frac{I}{N-1} \frac{1}{N}$$

Iteration of this relation leads to a recursion relation fulfilled by the quasistatic operators

$$qR^{M \rightarrow N}_{Ii} = \frac{M+1}{M+1} \frac{I}{N} qR^{M+1 \rightarrow N}_{Ii} + \frac{I}{M+1} qR^{M+1 \rightarrow N}_{I+1;i}$$

This recursion allows the calculation of the matrices using no matrix products, which therefore renders the approach much more efficient in terms of computer time.

A question of special relevance is: which are the degrees of freedom retained by this truncation? Figure 3 plots the rows of the matrix $qR^{20 \rightarrow 80}$.

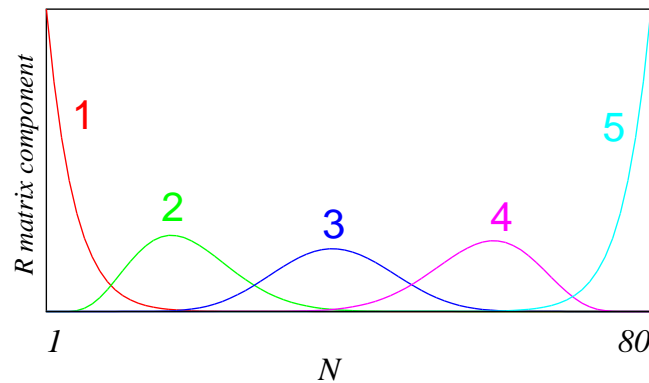


Figure 3. Degrees of freedom which are retained by the quasistatic truncation operator proceeding from 80 upto 20 sites. Rows 1, 5, 10, 15 and 20 are depicted. Notice that these "cells" are now overlapping and have slightly gaussian nature.

Each row of matrix $qR_{ii}^{M \times N}$, visualized in figure 3, describes the discretization pattern for one of the final 20 cells. Although the functions representing the degrees of freedom are now overlapping, they conserve a true geometric nature in real-space. It must be noticed that the width of the extreme (leftmost and rightmost) cells is smaller than that of the central one. The consequence is a better representation of the boundary conditions.

The overlapping of cells is not a new comer in RSRG applications [DEG 99]. In physical terms, cells overlapping takes into account inter-cells interaction in an improved way, which is the basic global target of RSRG techniques.

Other Possibilities.

Even simpler truncation matrices are possible. According to the decimation scheme which is common in the literature, a cell out of every $N=M/f$ may be retained, where f takes an integer value. This truncation scheme is not well suited for our formalism. The reason is that the chosen cells are disconnected. In mathematical terms, the corresponding R matrix would be

$$R_{ii} = \delta_{i,fI}$$

which, along with its SVD pseudoinverse, yield a trivial dynamic. A way to hold linearity, though losing the Moore-Penrose conditions, is to use an embedding operator R^p specially designed.

$$R_{ii}^p = \sum_{j=f(I-1)+1}^{f(I)} \delta_{i,j} X_j^I$$

Special care is required in this scheme to include the boundary conditions appropriately. Of course, this is not the standard way to implement this technique.

On the other hand, truncation processes based on the Fourier transform with an UV cutoff enter the formalism perfectly, but they do not correspond to an RSRG scheme.

5.4. Applications and Numerical Results.

This section discusses some concrete numerical applications, both to linear and non-linear examples.

Heat Equation.

The heat equation is defined by declaring the laplacian to be the evolution generator. It is known that the laplacian operator may be sensibly defined on a great variety of spaces [R0597], even on discrete ones (see [B0L98] and appendix A).

Our 1D interval shall be $[0;1]$, split into N cells of width $\Delta x = 1/N$. The discrete (or combinatorial) laplacian on the linear graph is given by:

$$L_{ij} = 2\delta_{ij} - \delta_{i,j-1} - \delta_{i,j+1} \quad i,j \in \{1, \dots, N\}$$

with fixed boundary conditions: $L_{11} = L_{NN} = 2$. The evolution equation is therefore

$$\partial_t \phi_i = \frac{1}{\Delta x^2} L_{ij} \phi_j$$

The first check of the RSRG scheme shall be to take as initial condition a random increments function, generated according to the stochastic differences equation

$$\phi_{i+1} = \phi_i + w$$

with w a random variable with mean zero and uniformly distributed on an interval of width Δ . Using $N = 200, M = 20$ (a quite severe reduction of a factor 10) and $\Delta = 1/4$ we obtain the results depicted in figure 4.

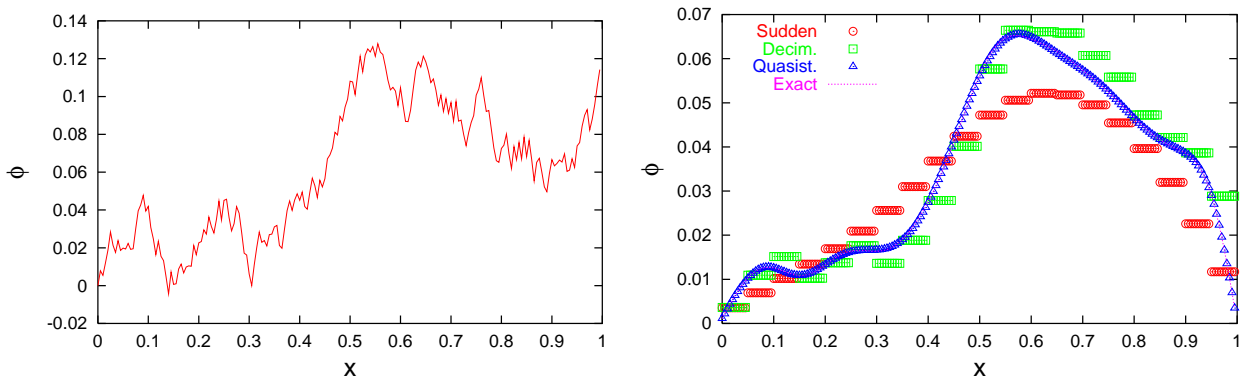


Figure 4. A random increments initial condition with 200 cells (left) yields, under exact heat equation evolution with $\Delta x = 1/2$ along 500 time-steps with $t = 5 \cdot 10^{-6}$, gives the full line on the right. The triangles mark the approximation given by the quasistatic transformation with 20 degrees of freedom. The squares follow the decimation approach, and the circles represent the sudden approximation (i.e. usual coarse-graining).

	Real Space Error	Renormalized Space Error
Quasistatic	0.53%	0.29%
Sudden	20%	19%
Decimation	13%	4.7%

Table 1. Errors associated to the functions of figure 4.

According to the explanations given in section 2, table 1 shows the errors² for the curves plotted in figure 4.

Errors are usually smaller in renormalized space. The reason is that in real space two sources of error are combined, which we shall know as geometric error and dynamical error. The geometric error is due to the transformation R itself. If, e.g., the initial condition belongs to the kernel of R , we shall evolve the null function and the error shall be fully geometric. On the other hand, the dynamical error is completely given by the "non-closure" of the commutative diagram [3]. Thus, a function which is initially orthogonal to the kernel of R may generate immediately components on this kernel and be subsequently poorly represented.

In order to examine the relevant scaling laws [BAR 96] a discretization of $(x-1=2)$ is used on the 200 cells partition, and is normalized by the condition

$$\sum_{i=1}^N x_i = 1$$

Under time evolution this peak initial condition becomes a gaussian function whose width follows the law

$$w(t) \propto t^{1/2}$$

which can be proved to be valid also in the discrete case (see appendix C).

Using the same parameters as in the previous case, we have performed a quasistatic simulation of the problem, showing in figure 5 a log-log plot of the width against time.

The fit of the data for the quasistatic truncation in figure 5, after a brief transient, is a straight line with slope 0.4990 ± 0.0001 . The data for the exact evolution of the initial aspect yield the same accuracy, but the validity range is complete. The sudden approximation saturates at long times and gives a result of 0.66 ± 0.01 for the slope just before that happens. In this case, as it is proved in appendix C, decimation gives again the correct result.

² See end of section 5.2 for the specifications on the calculation of errors.

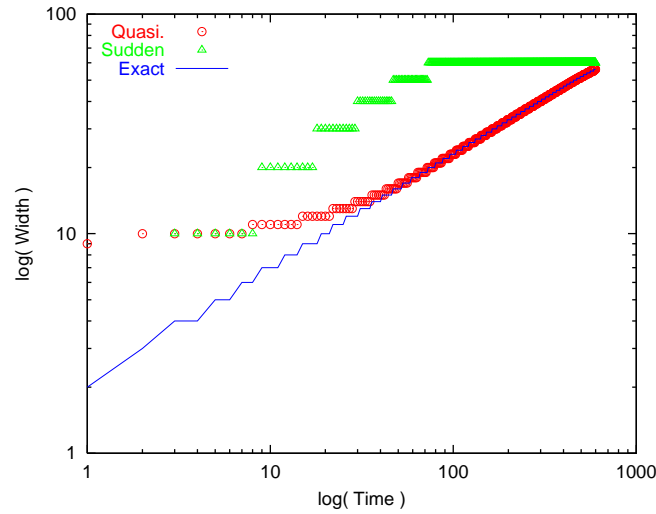


Figure 5. Log-log plot of the width of the quasistatic simulation of the delta-function against time. The straight line has slope 0.5.

Low Energy States in Quantum Mechanics.

The formalism presented here allows us to obtain a very accurate approximation to the low energy spectrum of any unidimensional quantum mechanical system, which was the main benchmark problem for the previous chapters.

The transformation $H \rightarrow R H R^P$ may also give an effective transformation for a hamiltonian, and its eigenvalues shall be upper bounds to the lowest eigenvalues of the real spectrum³, provided that the R and R^P are both orthogonal matrices.

The diagonalization of the quasistatically truncated laplacian yields very precise values. For example, if we choose $N = 100$ and $M = 10$, we obtain for the spectrum of L the values shown in table 2.

Exact	0.000967435	0.00386881	0.0087013	0.0154603	0.0241391	0.0347295
Quasist.	0.000967435	0.00386881	0.00870151	0.0154632	0.0247183	0.0363134
Sudden	0.00810141	0.0317493	0.0690279	0.116917	0.171537	0.228463

Table 2. Low energy spectrum of a particle in a box split into 100 discrete cells, calculated through exact diagonalization and two effective variational RSRG techniques. The first is based on a quasistatic transformation and the second on a sudden one.

The bad results for the sudden approximation are a bit misleading. For example, the real space error (in L^2 norm) for the ground state is only an 11%. But the energy is given by the derivatives of the wavefunction, so a small difference in norm may yield a big error in energy.

As a matter of fact, the sudden technique for the case of an integer reduction factor coincides with the Kadano warm up (see section 4.6). When analyzing it, the inability of the L^2 norm to

³ And also, logically, lower bounds for the highest ones.

distinguish between two functions was discussed. The energy is in this case a Sobolev-like norm [TAY 97], which may be much more appropriate⁴.

The procedure returns as many eigenvalues as degrees of freedom we have retained, 10 in our case. But only the 6 first ones are reasonable. The reason for the great accuracy of the first states and the error in the last ones is the precision with which the boundaries are represented. Thus, a) the boundary conditions are fairly taken into account, but b) there are not many degrees of freedom left for the bulk as we would need in order to have 10 full states correctly represented.

The method works not only for the free particle. Some potentials, such as the harmonic oscillator and those studied in the previous chapters, have been analyzed and the results have similar accuracy as long as the resulting wavefunctions are smooth.

Kardar-Parisi-Zhang Equation.

The Kardar-Parisi-Zhang (KPZ) equation is widely used as a model of stochastic and deterministic surface growth [KPZ 86] [BS 95]. We shall use the following version:

$$\partial_t = \nabla^2 + \nabla^4$$

which represents a surface in which absorption/desorption phenomena take place, but without surface diffusion (which would imply a ∇^4 term).

Although this equation is usually employed in a noisy environment (i.e.: the associated Langevin equation is the one which is currently solved), we shall only deal with the deterministic version. The squared gradient term shall be implemented through the quadratic operator⁵

$$K_{ijk} = \frac{1}{4} (j_{i+1} - j_{i-1}) (k_{i+1} - k_{i-1})$$

Boundary conditions are imposed which use forward and backward derivatives in the extremes.

The first test evolves a sinusoidal initial condition $\psi(x) = \sin(4\pi x)$ with $x \in [0;1]$. A slight lack of symmetry of the initial discretization (a "lattice artifact") develops a large asymmetry in the result. The resolution change is 40 ! 20 and 2000 ! 1000 steps were taken. Figure 6 shows the results for $\eta = 2$ and $\eta = 1/2$. Errors are reported in figure 3.

	Real Space Error	Renormalized Space Error
Quasist.	0.5%	0.2%
Sudden	39%	38%
Decim.	15%	8%

Table 3. Errors in the evolution of a sinusoidal initial condition under KPZ, corresponding to figure 7.

⁴ Physics for two functions of almost equal L^2 norm may be quite different. One of them may have, e.g., a high frequency oscillation or Zitterbewegung superimposed on it.

⁵ Warning added in proof: This discretization is known not to conserve the universality class of the continuum limit.

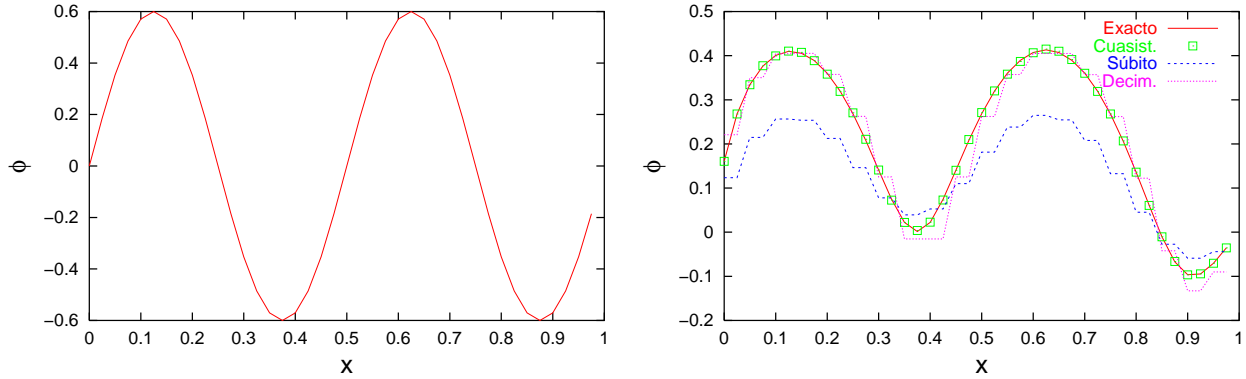


Figure 6. A sinusoidal initial condition (left) evolves under KPZ equation (right) with the parameters specified in the text.

A different test is obtained using a random increments function, as it was done with the heat equation. The chosen parameters are the same as the ones for the previous evolution and the results are shown in figure 7, with the errors in table 4.

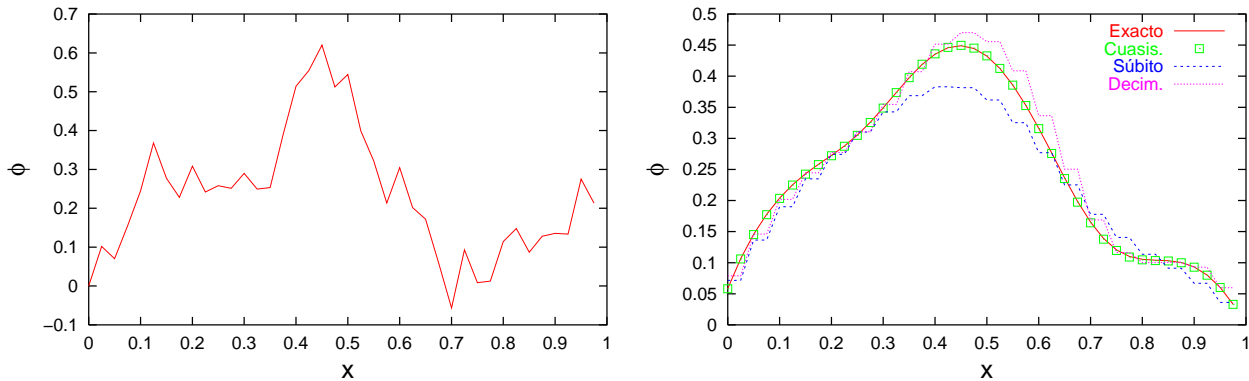


Figure 7. Random increments function evolved under the same conditions as those for figure 6.

	Real Space Error	Renormalized Space Error
Quasist.	0.23%	0.23%
Sudden	12%	11%
Decim.	9.4%	6.5%

Table 4. Errors corresponding to plots in figure 7.

Numerical experiments were also carried out on Burgers equation (which is analytically related to KPZ) and others, with similar results.

4.5. Towards a Physical Criterion for Truncation.

The success of the geometrically based truncation operators described in the previous section lead us to think that the reduction of degrees of freedom is feasible. Thus, the application of truncation operators which were specific to a given physical model might improve considerably the quality of the simulations. This approach shall be termed the *physical criterion*, as opposed to the *geometric criterion* which was our guide in the previous sections.

The schedule for the development of such physically oriented truncation matrices is still at their first steps. In [DRL01b] a couple of techniques were proposed which shall be briefly commented in this section.

Short Time Dynamics.

A first simple idea is the election of a set of states dependent both on the initial condition and its initial "movements". Specifically, if the equation is formally given by equation [1] and $(t = 0) = \psi_0$, then the set

$$S = [\psi_0; H\psi_0; \dots; H^{n-1}\psi_0]$$

if duly orthonormalized, constitute the rows of an R matrix (and the columns of its pseudoinverse R^P) which is highly efficient at short times.

The reason for the election of the set S should be apparent. For a number of time steps smaller than n , the state $\psi(t)$ is fully contained in that subspace, which can not be ensured for $t > n\tau$, although the approximation is generally still correct for a longer time interval.

The short-time approach is strongly based on the discrete Taylor series and is analogous to the Lanczos diagonalization technique [GVL96]. This idea has not much utility beyond providing an example of a physical criterion, since the long-time dynamics is typically much more interesting. Quite often, the approximation becomes unstable beyond its applicability region.

A curious suitable combination consists in taking degrees of freedom from the quasistatic truncation along with those of the short-time approximation. For the heat equation figure 5 shows that the result is perfect after a short transient. This transient is fully removed with the combination of both approaches.

Error Minimization

An approach which appears to be more promising is the minimization of a suitable magnitude which measures the "openness" of the commuting diagram [3]. The usage of such measures is not new in the literature. The original formulation of S.R. White's DMRG [WHI92] used a rather similar technique to choose the useful degrees of freedom. In a wide sense, this technique generalizes DMRG to non-linear systems.

So as to make the computations feasible, a single degree of freedom shall be removed at each step. We shall employ Dirac's notation from quantum mechanics and call $|j\rangle$ the state to be removed. Thus, operators R and R^P shall be any pair fulfilling

$$R^P R = I \quad P_j = I - |j\rangle\langle j|$$

the lack of closure of the diagram [3] for a single time step is given by the operator

$$E = (I + tH) R^P (I + tH) R = P_{ji} + t H P_{ji} + P_{ji} H - h_{ji} h_{ji} P_{ji} \quad [7]$$

Let us consider the Frobenius norm of this operator as the error to be minimized:

$$\text{Error} = \sum_{i,j} E_{ij}^2$$

When H is a selfadjoint operator, equation [7] is rather easily simplified. Let f_{ji} be the basis of eigenstates of operator H , ordered from lowest to highest eigenvalue:

$$H = \sum_{i=1}^N E_i |f_i\rangle \langle f_i|$$

Let us now decompose the desired state into the basis f_{ji} :

$$|j\rangle = \sum_{i=1}^N |f_i\rangle \mu_i$$

Substituting into [7] we obtain the following relation:

$$E_{ij} = [1 + t(E_i + E_j - h_{ji})] \mu_i \mu_j$$

where $h_{ji} = \langle f_j | H | f_i \rangle$. We compute the error and minimize it with respect to variations of the f_{ji} with the constraint $\sum_i \mu_i^2 = 1$. Taking previously a first order development in t we get

$$\text{Error} = \sum_{ij} E_{ij}^2 = 1 + 2t \sum_{ij} h_{ji} \mu_i \mu_j$$

The minimum value of that expression is obtained when h_{ji} is the lowest eigenvalue of H , so $|j\rangle = |f_1\rangle$. To sum up, the progressive removal of the eigenstates with lowest eigenvalues is the optimum truncation, following a physical criterion.

The case of the non-selfadjoint linear evolution generator still admits an analytical development which reduces the problem to that of finding the ground state of a different matrix. Let us consider the singular values decomposition of the H operator.

$$H = \sum_i E_i |f_i\rangle \langle g_i|$$

and let us represent the target vector $|j\rangle$ in both bases:

$$|j\rangle = \sum_i |f_i\rangle \mu_i \quad |j\rangle = \sum_i |g_i\rangle \nu_i$$

Both sets of coefficients μ_i and ν_i are not independent. If $C_{ij} = \langle g_i | f_j \rangle$, $\mu_i = \sum_j C_{ij} \nu_j$. Expanding expression [7] in the same way as that for the selfadjoint case a parallel expression is found to first order in t :

$$\text{Error} = 1 + 2t \sum_{ij} h_{ji} \mu_i \mu_j$$

The difference appears when computing the minimum value for $\langle H \rangle$:

$$\langle H \rangle = \sum_i E_{i-i} = \sum_{i,j} C_{ij} E_{i-i-j}$$

This shows that the lowest eigenstate of the selfadjoint matrix

$$K_{ij} = \frac{1}{2} (C_{ij} E_i + C_{ji} E_j)$$

is the required solution.

The case of selfadjoint operators has a greater physical meaning, since it includes the heat equation. In this case the physical recipe just asks to remove the lowest eigenvalue eigenstates of the laplacian. These are the states which oscillate most strongly and, in the continuous limit, the highest Fourier modes.

The problem of the computation of the optimum state to be removed forces the minimization of a function of degree $2n$ (where n is the order of the equation) in N variables. Thus, only the linear equations offer a panorama suitable for analytical calculations. In the case of quadratic equations, the formerly cited work [DRL 01B] presents some results obtained with numerical minimization for Burgers and KPZ equations, and the results of the geometrical approach are clearly improved.

5.6. Bibliography.

- [BAR 96] G .I. Barenblatt, *Scaling, selfsimilarity and intermediate asymptotics*, Cambridge U P . (1996).
- [BOL 98] B .Bollobas, *Modern Graph Theory*, Springer (1998).
- [BS 95] A .L. Barabasi, H .E. Stanley, *Fractal concepts in surface growth*, Cambridge U P . (1995).
- [BUR 74] J.M . Burgers, *The nonlinear diffusion equation*, Riedel (1974).
- [DEG 99] A .Degenhard, *A non-perturbative realspace renormalization group scheme, part I in cond-mat/9910511 and part II in cond-mat/9910512*. Also at J. Phys. A (Math. Gen.) 33, 6173 (2000) and Phys. Rev. B 64, 174408 (2001).
- [DRL 01A] A .Degenhard, J. Rodriguez-Laguna, *A realspace renormalization group approach to field evolution equations*, cond-mat/0106155 and Phys. Rev. E 65 036703 (2002).
- [DRL 01B] A .Degenhard, J. Rodriguez-Laguna, *Towards the evaluation of the relevant degrees of freedom in nonlinear partial differential equations*, cond-mat/0106156 and J. Stat. Phys. 106 5/6, 1093 (2002).
- [GHM 98] N .G. Goldenfeld, A .M cKane, Q .Hou, *Block spins for partial differential equations*, cond-mat/9802103 and J. Stat. Phys. 93, 3/4, 699 (1998).
- [GHM 00] Q .Hou, N .G. Goldenfeld, A .M cKane, *Renormalization group and perfect operators for stochastic differential equations*, cond-mat/0009449 and Phys. Rev. E 63, 36125 (2001).
- [GvL 96] G .H. Golub, C .F. van Loan, *Matrix computations*, The John Hopkins U P . (1996).
- [HN 94] P .Hasenfrantz, F .Niedermayer, *Perfect lattice action for asymptotically free theories*, Nucl. Phys. B 414, 785 (1994).

- [KPZ 86] M . Kardar, G . Parisi, Y .C . Zhang, Dynamic scaling of growing interfaces, Phys. Rev. Lett. 56, 889 (1986).
- [KW 97] E .K atz, U .-J.W iese, Lattice uid dynamics from perfect discretizations of continuum ows, comp-gas/9709001 (1997).
- [ROS 97] S .Rosenberg, The laplacian on a riemannian manifold, Cambridge U .P . (1997).
- [TAF 81] E .Taflin, Analytic linearization, hamiltonian formalism and infinite sequences of constants of motion for the Burgers equation, Phys. Rev. Lett 47, 1425 (1981).
- [TAY 97] M .E .Taylor, Partial differential equations, Springer (1997).
- [WHI 92] S.R .W hite, Density matrix formulation for quantum renormalization groups, Phys. Rev. Lett. 69, 2863 (1992).

Conclusions and Future Work.

Insight has been gained about the cause of the initial failure of the Blocks Renormalization Group (BRG), expressing the conclusions in the development of a rather similar technique where the defects were removed: the Correlated Blocks Renormalization Group (CBRG) for problems in quantum mechanics both in 1D and 2D in the presence of an arbitrary potential.

The Density Matrix Renormalization Group (DMRG) has been extended so as to work on trees, and it was applied to the analysis of the excitonic spectrum of a family of polymeric molecules with fractal character: the dendrimers.

The required modifications of the DMRG algorithm in order to be applied to multidimensional systems have been studied, arriving at the Punctures Renormalization Group (PRG), which uses a single block | more natural than the left-right distinction in $> 1D$. The application to the analysis of excitons in disordered systems with long range interaction has been described. The difficulties on the path towards a PRG for many body problems were analyzed in some detail.

Techniques based on real space renormalization group have been employed for the effective reduction of degrees of freedom in partial differential equations. Concretely, a theoretical framework has been exposed for the sub-discretization process and it has been applied to both linear and non-linear equations in 1D.

The Real Space Renormalization Group (RSRG) overflows with theoretical questions which require more insight and practical applications which wait for development. The number of publications on the field, specially since the DMRG was developed, grows ever larger. In the near future, we intend to undertake the following research lines:

Application of the PRG, in parallel with analytical RG techniques, to various problems of excitons in disordered media.

Development of the PRG algorithm for many particles.

Development of RSRG techniques for partial differential equations in $> 1D$, specially for fluid mechanical problems.

Appendices.

-
- A . The Laplacian on a Graph .
 - B . Computational Issues .
 - C . Asymptotics of the Discrete Heat Equation .
 - D . Fast Gram -Schmidt Technique .
 - E . Scale Dimension Associated to Energy .
-

Appendix A. The Laplacian on a Graph.

In this appendix some elements of graph theory and their connection to physics are exposed. The book of Bollobas [BOL 98] is an excellent introduction to the subject.

Incidence, Adjacency and Laplacian .

Let G be a simple graph, where $V(G)$ denotes the set of vertices and $E(G)$ the set of edges, with respective sizes N_v and N_e . The graph structure is given by a neighbourhood structure: $N : V \rightarrow \mathcal{P}(V)$, which assigns to each vertex the set of neighbouring vertices. The only constraint for that structure is symmetry: $i \in N(j) \Leftrightarrow j \in N(i)$.

Let us assign an arbitrary orientation to the graph by giving a travelling order to each edge. The incidence matrix is a $N_v \times N_e$ matrix with elements B_{ij} in the set $\{-1; 0; +1\}$ such that

$$B_{ij} = \begin{cases} +1 & \text{if vertex } i \text{ is the origin of edge } j \\ -1 & \text{if vertex } i \text{ is the end of edge } j \\ 0 & \text{otherwise} \end{cases}$$

A fundamental matrix related to B is the adjacency matrix, defined to be the $N_v \times N_v$ matrix whose elements A_{ij} are

$$A_{ij} = \begin{cases} 1 & \text{if vertex } i \text{ is connected through an edge to vertex } j \\ 0 & \text{otherwise} \end{cases}$$

The adjacency matrix is relevant for paths combinatorics on a graph, since the number of different ways of traveling from site i to site j in n steps is given by $(A^n)_{ij}$.

The most important matrix associated to a graph may be the combinatorial laplacian, which is defined as the $N_v \times N_v$ matrix $L = B^t B$. We define the degree of a vertex d_i to be its number of neighbours (in physics it is usually called the coordination number), and D to be the diagonal matrix $N_v \times N_v$ whose (i,i) -th entry is just $d(i)$. Then it is easy to prove the following identity:

$$L = D - A$$

where A is the adjacency matrix. Therefore, the elements of the combinatorial laplacian are just the number of neighbours in the diagonal and -1 in all $(i; j)$ entries where vertex i is directly connected to vertex j . From now on, we shall drop the adjective combinatorial¹.

It is usual to consider fields on graphs for the study of the laplacian. We shall consider a field on the graph to be any function $f: V \rightarrow K$, where K may be any numerical field (usually real or complex numbers). The functional space to which f belongs is a vector space of finite dimension, so we may oscillate between the terms "field" and "vector".

Spectrum of the Adjacency Matrix.

Let us denote by $\lambda(G)$ the set of eigenvalues of the adjacency matrix. Let d_{\max} the maximum degree of the graph (the highest coordination number) and d_{\min} the minimum degree. We state a series of theorems whose proof is not complicated.

- The highest eigenvalue fulfills $d_{\min} \leq \lambda_{\max} \leq d_{\max}$.
- The maximal degree d_{\max} is an eigenvalue if G is regular (i.e.: if all the vertices have the same degree). In that case, it is non-degenerate.
- If d_{\max} is an eigenvalue, then the graph is regular and bipartite.
- If H is a subgraph of G , then the whole spectrum of its adjacency matrix lies within d_{\min} and d_{\max} .

Spectrum of the Laplacian

The laplacian is always a selfadjoint positive semidefinite matrix. The proof is straightforward from its definition or, as well, from the fact that the quadratic form $\sum_{i,j \in E} (f_i - f_j)^2$ (usually called the lagrangian form) may be written as a sum of squares.

Let us denote by δ_i the field concentrated on the i -th vertex. The field f may be expanded in that basis as $f = \sum_i f_i \delta_i$ and, therefore:

$$\sum_{i,j \in E} (f_i - f_j)^2 = \sum_{i \in V} d_i f_i^2 - 2 \sum_{\{i,j\} \in E} f_i f_j = \sum_{\{i,j\} \in E} (f_i - f_j)^2$$

where the summation over $\{i,j\} \in E$ denotes all edges of the graph. The following facts are easy to prove:

- All the eigenvalues of the laplacian are either positive or zero.
- If the graph is regular with uniform degree r , the spectrum of the laplacian and that of the adjacency matrix are easily related. If λ is an eigenvalue of L , then $\lambda - r$ is an eigenvalue of A (and viceversa).

¹ Notice that the sign is opposed to the usual one, so as to generate a positive semidefinite operator. We hope that this notation, usual in graph theory, does not mislead the reader.

- c) The lowest eigenvalue of the laplacian is always zero. The associated eigenvector is the uniform field. The reason is that each row of the matrix has as many 0 (diagonal) 1 elements as the number in the diagonal marks. Therefore, the field given by $(1;1;1;::;1)$ has always zero lagrangian.
- d) The second smallest eigenvalue is of utmost importance. Its magnitude refers to the global connectivity. We define the vertex connectivity to be the minimum fraction of the vertices which it is necessary to remove for the graph to become disconnected. Then, we get the following

Theorem . The vertex connectivity of an incomplete graph G is never smaller than the second lowest eigenvalue of the laplacian.

We shall not give a complete proof of this theorem , but only an heuristic argument. The eigenfunction associated to the second lowest eigenvalue must be orthogonal to the uniform field. Therefore, it must have at least two domains of different signs. But, at the same time, it must take the minimum possible value for the lagrangian, which grows with nonuniformity (since it is the sum of the squares of the field "jumps"). So, the desired field should have just a single "wall", which should be as small as possible. The minimum set of vertices which, when removed, separate the graph into two parts would be a nice place to locate it.

Boundary conditions.

Probably, the most important constraint with physical applications which may be imposed on the functional space of fields on a graph is the presence of non-trivial boundary conditions. We shall focus on the Dirichlet (fixed) and Neumann (free) types.

The discrete analogue of boundary conditions is, of course, highly dependent on our concept of "boundary". We shall mark a subset of $V(G)$ to be the border set of the graph (the rest being called the bulk).

So as to make things concrete, we shall consider quasi-regular graphs, which consist of many vertices with a common degree r but for a few , which have a smaller degree. By adding a certain number of extra vertices we may get all the authentic ones to have a homogeneous degree r , while all the new vertices have degree 1, making up what we shall denote to be the closure of the graph. The set of added vertices shall be known as tack vertices² and the vertices which are directly connected to them shall be the border vertices.

At this point we may already consider various possibilities for the boundary conditions.

a) Free boundary conditions. The acceptable fields take the same value at the tack vertices and at the border ones.

Let us consider any of the border vertices, with index i and degree $d_i = r - v_i$, which is completed up to r through the addition of tack vertices. Denoting by $N(i)$ the set of bulk neighbours and by $T(i)$ the set of neighbouring tack vertices, the condition would be read as $\sum_{k \in N(i)} \phi_k = \sum_{k \in T(i)} \phi_k$. The action of the laplacian on such a field would be

² The word "tack" denotes, among other things, the loose stitches which fasten a piece of cloth to a frame. The term "auxiliary sites", which has already been used [DEG 99], has a similar meaning, but some technical details prevent us from using it here.

$$(L_{\text{free}} j i)_i = r_i \sum_{j \in N(i)} \sum_{k \in N(j)} \sum_{v_i \in V} \frac{k^{2T(i)}}{Z} = (r_i - \sum_{v_i \in V} \frac{k^{2T(i)}}{Z}) \sum_{j \in N(i)} r_j$$

In other words: the contribution of the tack vertices is exactly cancelled out. Therefore, the laplacian does not change form. We might say that the meaning of the free boundary conditions is the absence of an exterior world linked to the system: we do not need to consider external elements to the graph.

b) Fixed boundary conditions. The acceptable fields take the value zero on the tack vertices. Let i be again the index of a border vertex and, with the notation of the former paragraph, the laplacian would be

$$(L_{\text{fixed}} j i)_i = r_i \sum_{j \in N(i)} \sum_{k \in N(j)} \sum_{v_i \in V} \frac{k^{2T(i)}}{Z} = r_i \sum_{j \in N(i)} r_j - \sum_{v_i \in V} \frac{k^{2T(i)}}{Z} (A j i)_i$$

thus we find that it may be rewritten as

$$L_{\text{fixed}} = rI - A$$

The physical meaning of the fixed boundary conditions is that there is an exterior world, but it is trivial. Notice also that the laplacian spectrum with fixed b.c. is closely related to that of the adjacency matrix.

c) Mixed boundary conditions. If the value of the field at the tack vertices is neither zero nor the same as that at the border vertices, then the laplacian gets the form:

$$(L_{\text{mixed}} j i)_i = r_i \sum_{j \in N(i)} \sum_{k \in N(j)} \sum_{v_i \in V} \frac{k^{2H(i)}}{Z} - \text{constant}$$

The term marked as "constant" is not linear on the set $f_i g_{i2V}$, so the laplacian receives an inhomogeneous term when the tack vertices are removed.

This more general type of boundary conditions can take into account the immersion of a system into a larger one.

Random walks, Diffusion and Quantum Mechanics on Graphs.

Random walks on different kinds of spaces constitute a very important part of the basis of theoretical physics. In particular, quantum mechanics of spinless particles may be formulated as the statistical theory of random walkers in imaginary time [FH 65] [TZD 89].

Let us consider a large number of non-interacting random walkers in a graph. The number of particles at each vertex constitutes a field³. Its time evolution is dictated by the master equation:

³ To be strict, the interpretation "number of particles" implies positivity. The requirement may be relaxed accepting "anti-particles".

$$\frac{\partial \phi_i}{\partial t} / \# \text{ Particles which enter } - \# \text{ Particles which exit} / \sum_{j \in N(i)} c_{ji} = (L \phi)_i$$

whenever vertex i belongs to the bulk. Otherwise, then there is a distinction:

- a) Fixed boundary conditions. Bulk vertices (walls) absorb any incoming particle. Therefore, border vertices have sinks linked to them. This justifies the "zero" values and the relation to the adjacency matrix.
- b) Free boundary conditions. Bulk vertices (walls) reflect back any incoming particle. Therefore, they may be thought not to exist. In mathematical terms, they take the same value as on the border vertices, making the gradient across the walls vanish.

The combinatorial Laplacian should not be considered as a mere discrete approximation to the continuous operator used for the Schrodinger equation. The formulation should be the other way round: the continuum is just an idealization useful for mathematical physics, meanwhile all the real data are discrete. Moreover: the structure of spacetime might be discrete itself or, more precisely, better approximable by discrete structures than by the continuous concepts used nowadays.

Bibliography.

- [BOL 98] B. Bollobas, Modern graph theory, Springer (1998).
- [DEG 99] A. Degenhard, A non-perturbative real space renormalization group scheme, part I in cond-mat/9910511 and part II in cond-mat/9910512. Also at J. Phys. A (Math. Gen.) 33, 6173 (2000) and Phys. Rev. B 64, 174408 (2001).
- [FH 65] R. P. Feynman, A. R. Hibbs, Quantum Mechanics and Path Integrals, McGraw-Hill (1965).
- [ITZ 89] C. Itzykson, J. M. Drouffe, Statistical Field Theory, Cambridge U.P. (1989).

Appendix B. Computational Issues.

This appendix deals with certain computational aspects of the present thesis work which may be usually neglected.

We wish to remark that, for the reasons exposed in detail at the preface, all the results shown in this memory have been obtained with software written by us and with free software. The programs were written in C and C++ (compiled with g++ and gcc from GNU) and it was necessary to write a series of libraries, which are cited in the rest of the appendix.

Linear Algebra Library. (matrix.cc) A C++ library which implements the classes Vector and Matrix, in which sum and multiplication operators have a natural meaning. Standard routines for the inversion of matrices, Gram-Schmidt orthonormalization, etc. are implemented.

Especially important is the exact diagonalization routine. It operates in two steps: obtention of a tridiagonal matrix similar to the original one by the Householder method and obtention of the eigenvalues through a QL algorithm with implicit displacements [PTVF 97] [GVL 96].

Graphs Library. (graph.cc) The generation and easy manipulation of neighbourhood structures was performed with a library which implemented the class called Graph with natural operations for the access of the vertices, graphical output and computation of adjacency and laplacian matrices, among other functions [BOL 98].

Operators Description Library. (odl.cc) The operators used for many body problems are manipulated as descriptions in a certain language, having the possibility to act on states, adding, multiplying and obtaining their matrix elements on any basis of the Hilbert space.

Easy X-Window Graphics Library. (easyx.c) The X-Window graphical system is a very extended standard both for PCs and workstations [X 96]. Through the usage of this library of easy management, based on the Xlib standard, it was possible to make up animations and to obtain real time graphical output.

PostScript Graphics Library. (easyps.c) On the other hand, PostScript is the standard format for graphics printing [ADO 85]. Many of the pictures of the present memory were produced by our own programs using this library.

These libraries, which are by-products of this thesis, shall be put in the public domain under the GPL (General Public License) [GNU 01] in a near future, which shall allow its free usage and copying. At the same time, some of these works have already yielded some innovations in the computational sciences field, as it may be checked at [GDL 01], where the techniques exposed in the odl.cc are being applied to the development of a computational language of geometrical constructions with pedagogical applications.

Bibliography.

- [ADO 85] Adobe Systems Inc. PostScript language: tutorial and cookbook, Adobe Systems Inc. (1985), 19th ed. in 1991.
- [BOL 98] B. Bollobas, Modern graph theory, Springer (2001).
- [GDL 01] J. Rodriguez-Laguna, The geometric description language, text available at <http://gdlang.sourceforge.net> (2001).
- [GNU 01] GNU Project, General public license, text available at <http://www.gnu.org>.
- [GvL 96] G.H. Golub, C.F. van Loan, Matrix computations, The John Hopkins U.P. (1996).
- [PTVF 97] W.H. Press, S.A. Teukolsky, W.T. Vetterling, B.P. Flannery, Numerical recipes in C, Cambridge U.P. (1997) and freely available at <http://www.nr.com>.
- [X 96] X Consortium, X11R6: Xlib Documentation, available at <http://www.xfree86.org> (1996).

Appendix C. Asymptotics of the Discrete Heat Equation.

It is interesting to notice that many classical results of continuous analysis are also exactly true as results of discrete analysis. On the other hand, in many cases it is necessary to make some changes so as to preserve the analogy (see, e.g., [GKP 89]).

In chapter 5 a result was used according to which a delta function under the heat equation evolves to a gaussian function which fulfills

$$x^2 = t^2 \quad [1]$$

Notwithstanding, the calculations made in that chapter referred to the discrete version of the same equation, given in 1D by¹:

$$x_i(t + \tau) = x_i(t) + \frac{\tau}{x^2} (x_{i-1}(t) - 2x_i(t) + x_{i+1}(t)) \quad [2]$$

This appendix proves that the relation [1] is also exact for the finite differences equation [2] under certain constraints for the boundary conditions (b.c.) [DRL 01].

Let us suppose the function $x_i(0)$ to be normalized according to

$$\sum_{i=1}^N x_i(0) = 1$$

and that the b.c. allow for the exact conservation of that magnitude: either $N \rightarrow 1$, or b.c. are free or periodical. It is not allowed to fix the b.c. to any set of values.

The second moment x^2 is defined in the continuum by

$$x^2(t) = \int_{-\infty}^{\infty} x^2(x;t) dx$$

¹ We shall assume the values x_0 and x_{N+1} (the tack vertices, see appendix A) to be well defined and constant.

The discrete analogue would be

$$x^2(t) = \sum_{i=1}^N (x(i) - x)^2 x_i(t)$$

We now compute the value for the following time-step:

$$\begin{aligned} x^2(t + \tau) &= \sum_{i=1}^N x(i - x)^2 x_i(t + \tau) = \\ &= \sum_{i=1}^N (x - x)^3 x_i^2(t) + \frac{\tau}{x^2} \left(x_{i-1}(t) - 2x_i(t) + x_{i+1}(t) \right) = \\ &= \tau x \sum_{i=1}^N x_i^2 x_{i-1}(t) - 2 \sum_{i=1}^N x_i^2 x_i(t) + \sum_{i=1}^N x_i^2 x_{i+1}(t) + \underbrace{\sum_{i=1}^N x_i^2 x^3 x_i(t)}_{hx^2(t)i} \end{aligned}$$

The quantity in brackets may be rewritten as

$$\sum_{i=1}^N f(i+1)^2 - 2f^2 + (i-1)^2 g_i(t) = \sum_{i=1}^N g_i(t)$$

Due to the conditions previously exposed, the quantity $m = \sum_{i=1}^N g_i(t)$ may not depend on time, so we have

$$x^2(t + \tau) = x^2(t) + 2m\tau$$

Iterating this equation we arrive at

$$x^2(t) = x^2(0) + 2mt$$

as we wanted to prove.

Bibliography.

- [DRL 01] A. Degenhard, J. Rodriguez-Laguna, A realspace renormalization group approach to field evolution equations, cond-mat/0106155 and Phys. Rev. E 65 036703 (2002).
- [GKP 89] R. L. Graham, D. E. Knuth, O. Patashnik, Concrete mathematics, Addison-Wesley Publ. Co. (1994) (Primera ed.: 1989).

Appendix D. Fast Gram-Schmidt Technique.

In many parts of this work it is necessary to re-orthonormalize a set of vectors which were orthonormal before some operation on them took place. This operation is in many cases of "local" nature, i.e.: it affects only a small fraction of the components of the vectors. Therefore, a full Gram-Schmidt technique is an unnecessary waste of computational resources.

Let us suppose the set of vectors $\{ |g_i^0\rangle \}_{i=1}^n$ to be orthonormal. An operator O has acted on them, so we have a new series of states:

$$|j_i\rangle = O |g_i^0\rangle$$

such that the obtention of the dot products on them is a computationally simple task:

$$C_{ij} = \langle j_i | j_j \rangle$$

In the typical case, the dot product of two vectors need N multiplications. We shall assume that this is not needed, and matrix C_{ij} is given as an input.

Once matrix C_{ij} is known, it is possible to obtain a Gram-Schmidt matrix G_j^i so that the states

$$|g_j^i\rangle = G_j^i |j_j\rangle$$

make up an orthonormal set. We describe now the process to obtain such a matrix.

The Gram-Schmidt (GS) operation consists, briefly, in the removal from the i -th vector of all the "contribution" of the previous vectors (indices 1 up to $i-1$). This implies that the GS matrix has a structure which may be exploited: $G_j^i = 0$ whenever $j > i$. Thus, the orthonormal i -th vector is computed only from the previous vectors.

Let us suppose that the orthonormal set $\{ |g_j^{i-1}\rangle \}_{j=1}^E$ has already been built. Then the new state given by

$$|j_i\rangle = |j_i\rangle - \sum_{j < i} \langle j_i | j_j^0 \rangle |j_j^0\rangle \quad [1]$$

is orthogonal to the previous ones, but is not normalized. Using matrix G_j^i we may rewrite expression [1] as

$$|j_i\rangle = |j_i\rangle - \sum_{j < i} \sum_{k=1}^j \langle j_i | j_k^0 \rangle G_k^j |j_k^0\rangle$$

where the second sum only extends up to $k=1 \dots j$ due to the matrix structure of G . Naturally, G_k^j is a number and not an operator, so we may extract the dot product $\langle j_i | j_k^0 \rangle$

$$|j_i\rangle = |j_i\rangle - \sum_{j < i} \sum_{k=1}^j C_{ik} G_k^j |j_k^0\rangle = |j_i\rangle - \sum_{\substack{1 < i \\ k=1}}^j \sum_{j < i} G_k^j C_{ik} |j_k^0\rangle$$

where the last expression was obtained reorganizing the sums. This last expression may be rewritten as

$$j_i i = \sum_{l=1}^X g_l^i j_{li} i$$

with the coefficients g_l^i given by

$$g_l^i = \begin{cases} \sum_{j:k < i}^P G_k^j G_l^j C_{ik} & \text{if } l < i \\ 1 & \text{if } l = i \\ 0 & \text{otherwise} \end{cases} \quad [2]$$

Let us suppose that the g_l^i are known for a given value of i , providing therefore the state $j_i i$. In due time, this state shall be normalized to yield the desired state $j_i^0 i$. The norm of this state shall be:

$$h_i j_i i = \sum_{j:k < i}^X \sum_{l=1}^X g_j^i g_k^i h_{ij} j_i i = \sum_{j:k < i}^X g_j^i g_k^i C_{jk}$$

Therefore, the values of G_j^i are obtained from those of g_j^i in a very simple way:

$$G_j^i = \frac{g_j^i}{\sum_{j:k < i}^P g_j^i g_k^i C_{jk}} \quad [3]$$

The calculation procedure for the G_j^i may be now established in an inductive way. The g_j^1 do not require previous values of G_j^i : $g_j^1 = \frac{1}{j}$. The normalization is direct:

$$G_1^1 = \frac{1}{C_{11}}$$

and the rest $G_j^1 = 0$.

The values for the g_j^i may always be calculated from those of the G_l^k with $k < l$, as it is shown in equation [2]. The usage of this equation along with [3] provides the full algorithm, shown in pseudocode 1.

```

for all i, j: G(i, j) = 0
G(1, 1) = 1 / (C(1, 1))
for i := 2 upto n
  for j := 1 upto i - 1
    for k, l := 1 upto j
      G(i, l) = G(i, l) + G(j, k) * G(j, l) * C(i, k)
  G(i, 1) = 1
  norm = 0
  for k, l := 1 upto i
    norm = norm + G(i, k) * G(i, l) * C(k, l)
  for j := 1 upto i
    G(i, j) = G(i, j) / norm

```

Pseudocode 1. Algorithm for the obtention of the matrix G_j^i .

At the end of the previous program, matrix G is complete.

Appendix E. Scale Dimension associated to Energy.

In section 2.7 the self-replicability properties of certain sets of functions were studied, along with their relation to CBRG. In this section some results were shown referring to a certain "pseudo-fractal dimension" or "scaling dimension for the energy". It is a definition with full geometric sense, but which is not sensu strictu a fractal dimension [MAN 82] [EDG 90].

Let f_i be the N components of a normalized wavefunction. Let $T : V^N \rightarrow V^{N/2}$ be the RG (or coarse-graining) transformation which consists of the following steps:

$$\hat{f}_i = \frac{1}{2} (f_{2i-1} + f_{2i}) \quad T = \frac{\hat{f}}{j}$$

In other words: we consider the vector formed by the local averages of two sites, and after that we normalize it. We may generate a family of states in different vector spaces:

$$f; T; T^2; \dots; T^n g$$

where n is $\log_2(N) - 1$. In our applications (although it is not required), N shall always be a power of 2.

Now we take the sequence of expected values of the kinetic energy for these functions, always with free b.c.:

$$E_m = \sum_j (T^m)_{ji}^2 H_{T^m j i}$$

In the form of an ordinary sum,

$$E_m = \sum_{i=2}^{N \times 2^m} ((T^m)_{i1} - (T^m)_{i-1,1})^2$$

I.e.: the squared sum of the derivative. For "smooth" functions, this sequence approximately fulfills

$$\log(E_m) \approx \log + 2m$$

The reason is the following: for a smooth function, jumps will be increased in a factor 2 when averaging (4 when squared). When normalizing a smaller number of components, these shall be increased by a further factor $\sqrt{2}$ (2 upon squaring, so a factor 8 so far). But the sum extends only to half the components, so we must divide by 2 and a factor 4 remains: the scaling exponent is $\log_2(4) = 2$ as it was announced.

We shall denote by "energetic scaling exponent" or "pseudo-fractal dimension associated to energy" the number which makes the best fit to

$$\log(E_m) \approx \log + m$$

In practice we obtain, for example, for the first four normalized polynomials $f_1(x); x^2; x^3$ on 2048 sites the values of $\langle x \rangle = 1.90 \pm 0.03$, $\langle x^2 \rangle = 1.87 \pm 0.04$ and $\langle x^3 \rangle = 1.87 \pm 0.04$. As it was shown in section 2.7, for the fixed point of the eigenstates of the particle in a box with free and fixed b.c. the results of table 4 in chapter 2 are obtained. In the first case they are rather near to 2, meanwhile in the second one they are clearly $\neq 0$.

What physical interpretation do these results have? Let us imagine that these wavefunctions which were obtained as a fixed point were real wavefunctions of a particle and let us make the inverse path: from big scales to smaller ones. If $\alpha > 2$ or, at least, is clearly incompatible with zero, then the energies of the lowest energy states get smaller and smaller when one takes the continuum limit. If the exponent were null, that would imply that the energy of the ground state might have a finite limit without being localized. This generation of a "gap" might be interpreted as a dynamical mass generation.

¹ Obviously, there is no sense in trying to find it for a constant function, whose energy is always zero.

Glossary.

We present in the following pages an index of commented terms or glossary. Some of these terms have been introduced in our work, and in that case they are marked with an asterisk.

Aspect (*) (of a field) Discrete and finite set of observables referred to an extended physical system which aspire to represent the whole knowledge of the observer about it. For the ! quasistatic transformation, e.g., these observables are the integral values on the cells of a given partition of space (concept more refined than that of discretization). Sections 5.1 to 5.3.

Basic Scale (*) Scale at which the physical laws explaining a given phenomenon are simple. Thus, e.g., ferromagnetism is explained at atomic scale. Macroscopic physics is obtained from it by applying ! RG transformations. Section 1.2.

Blocks Algebra (*) In the meaning used in this work, blocks are just subsets of a graph, on which an internal operation known as addition may be defined. It is possible to interpret RSRG as a flow on a matrix representation of that algebra. Section 4.6.

BRG, Blocks Renormalization Group, Process for the variational computation of the lowest energy spectrum of a system using as Ansatz the lowest energy eigenfunctions corresponding to smaller blocks. Section 1.4.III and chapter 2 (part I).

CBRG, Correlated Blocks Renormalization Group (*) Modification of the ! BRG which takes into account the correlation between blocks through the introduction of the ! influence and ! interaction matrices. Chapter 2 (part II).

Dendrimers, Polymeric molecules in which from a monomer stem various branches which branch at due time all at once, resulting a system of great symmetry. They have lots of applications, from materials science to medicine. Its excitonic spectrum is analyzed through ! DMRG applied to ! trees. Chapter 3 (part II).

DMRG, Density Matrix Renormalization Group, Drastic modification of the ! BRG following the idea that the lowest energy states of the blocks need not be the best bricks for building the global state. The system is divided into left and right blocks, and the "most probable" states for each block are chosen by fitting to a given ! target state, projecting with a density matrix. Esp. section 1.4.V and chapter 3.

Embedding Operator, Operator which projects a renormalized state into a real space one. In QM it is forced to be the adjoint of the ! truncation operator, while in other applications it is only required to be its ! SVD pseudoinverse. Since the renormalized state has fewer degrees of freedom, the consecutive application of truncation and embedding does not yield the identity, but a projector on the relevant degrees of freedom. Esp. sections 2.1 and 5.2.

Evolution Prescription (*) (for fields) Discrete computational rule for the evolution

(either deterministic or stochastic) of an ! aspect of a eld. Sections 5.1 and 5.2.

Implicit RSRG Method (*) Variational ! RSRG algorithm for QM in which the wavefunctions are not stored, but a given number of matrix elements of chosen operators on them. Otherwise, the method is known as explicit. Sections 3.1 and 4.1.

Influence Matrix (*) In ! CBRG, an additive modification on the block hamiltonian provoked by the presence of a neighbouring block. A given block receives one influence matrix per neighbour. Section 2.3.

Interaction Matrix (*) In ! CBRG, part of the total hamiltonian of a system which does not belong to the hamiltonian of any block, but stays between a given pair of blocks. Section 2.3.

ITF, Ising Model in a Transverse Field, Quantum model for an uniaxial ferromagnet in which the z components of the spins tend to align, while a magnetic eld in a perpendicular axis (x) tend to prevent that alignment. It has a phase transition even in 1D and has also an interesting analogy with the classical 2D Ising model. It is analyzed with ! BRG in section 2.1.

Laplacian, In a rather generic way, it is an operator which allows to compute statistically the diffusion of a collective of non-interacting particles on a given space. Especially interesting for this work is the laplacian on a graph. Appendix A.

Observational Frame (*) Any physical observation process requires a certain "grain size" (lower or UV cuto) and a "plate size" (higher or IR cuto). A pack formed by a reference frame (Lorentz, Galilei...) along with the "IR cuto + UV cuto " and any other required features for observation makes up an observational frame. Section 1.2.

Patch (*) Set of ! punctures. In ! PRG, region of the system which, at a given RG step, is fully well represented in the Ansatz. Section 4.2.

PRG, Punctures Renormalization Group (*) Variational RSRG calculation of the low energy spectrum of a quantum mechanical system via the Ansatz of some functions which represent a given region of the system (the ! punctures) and others which represent the rest of it. Chapter 4.

Puncture (*) In ! PRG, each of the sites which are well determined in the Ansatz at a given step, represented by the corresponding delta state j_p i. Section 4.2.

Quadtree, Structure for the addressing of 2D points or the storage of a bidimensional eld (e.g. an image) through divisions of a square into 2×2 smaller squares in an iterative way. Used by 2D ! CBRG. Section 2.6.

Quasistatic Transformation (*) ! Truncation operator which proceeds by cells overlapping in an iterative way, removing one degree of freedom at each step. Sections 5.3 and 5.4.

Renormalized Space, Space of a smaller number of degrees of freedom than real space, in which each component represents the weight of a state considered to be relevant. Real states may travel to renormalized space via the ! truncation operators. From renormalized space one may jump to real space by using the ! embedding operators. Esp. sections 2.1, 2.5, 5.1 and 5.2.

RG, Renormalization Group In physical terms, a displacement of the ! observational frame along the scales axis. Esp. chapter 1.

RSRG, Real Space Renormalization Group RG implementation which only uses blocks formed according to geometric criteria. The term is used as opposed to the RG methods based on Fourier space. Esp. chapter 1.

Scaling Exponents, Many physical laws are ruled by scaling laws or power laws, which require a situation with a certain degree of invariance under scaling (aka ! RG) transformations. The exponents are robust observables, since they tend to be ! universal. Critical exponents, according to which physical magnitudes diverge near a critical point, are a particular case. Esp. sections 1.2 and 2.1.

Self-Replicability (*), Property of certain sets of functions on an interval (in d dimensions) to be correctly approximated using linear combinations of its copies scaled on a factor $1=2^d$ and situated on the different quadrants of that interval. Useful concept for the analysis of ! CBRG. Section 2.7.

Sewing (*), Path followed by the ! puncture (or ! patch) through the system in the ! PRG, which must traverse all the links. Esp. section 4.4.

SVD, Singular Values Decomposition Analogue of the diagonalization for rectangular matrices. It allows the easy obtention of a "pseudoinverse" of a given matrix which fulfills the Moore-Penrose conditions. Section 5.2.

Sweep, Process in the second part of traditional ! DM RG, for which one of the two blocks (left or right) grows at the expense of the other until an extreme is reached; after that, the process continues in the other sense. Analogously, a full path of the free site in the ! trees DM RG and ! PRG. Esp. section 3.1.

Target State, In ! DM RG the block states are chosen as those which fit better to a certain state which was obtained for the full system, known as target state. Esp. section 3.1 and 3.2.

Tree, Connected graph in which there is an only continuous path which does not repeat sites between any couple of sites. Especially useful for making calculations with ! DM RG, since it allows the use of an ! implicit method. Section 3.3.

Truncation Operator, Operator which takes an state from an arbitrary space and returns another on a space of smaller dimension, known as the ! renormalized space, where each component represents the "weight" on a series of states of the original space thought (for some reason) to be especially relevant. Esp. sections 2.1 and 5.2.

Warmup, First step from any RSRG techniques, which initializes the suitable operators before the ! sweeping or ! sewing cycles start. The only requirement is that the matrix elements of the operators correspond to real states, but an intelligent election boosts the computation a lot. Esp. sections 3.1, 3.2, 3.3 and 4.5.

Universality Class Set of physical systems which share the same scaling exponents. The ubiquity of the phenomenon is explained via the ! Renormalization Group (RG). Section 1.2.