

Magnetic shielding in MgB_2/Fe superconducting wires

J. Horvat, S. Soltanian, X. L. Wang, and S. X. Dou

Abstract—Transport critical current (I_c) was measured for MgB_2/Fe round wires, with magnetic field oriented perpendicular to the wire and parallel to it. Measurements were made on a wire with pure MgB_2 core and another wire where MgB_2 core was doped with nano-size SiC. This doping strongly improved the vortex pinning in MgB_2 . The field dependence of I_c was strongly improved due to the presence of the iron sheath. At 30K, I_c did not depend on the field for fields between 0.09 and 0.7T. At lower temperatures, I_c increased with the field, after initial decrease, resembling a “peak effect”. This effect was extended to higher fields as the temperature went down. This improvement was not due to mere magnetic shielding by iron, but more likely to an interaction between the iron sheath and superconductor. Improvement of vortex pinning did not affect the range of fields within which this effect was observed.

Index Terms— critical current, magnetic shielding, MgB_2/Fe superconducting wires.

I. INTRODUCTION

MgB_2 superconductor is a new candidate for making superconducting wires that can be used without the need for liquid helium. Its relatively high critical temperature of 39K makes it possible to use it at 20K, a temperature readily available with the modern cryo-coolers. Quite early in the development of MgB_2 wires, it became clear that iron is one of the best materials for the use as a sheath for the wires [1]-[4]. Transport critical current density (J_c) of $1.3 \times 10^5 \text{ A/cm}^2$ was obtained at 20K and 1.7T for the samples measured here. In addition to providing a medium for obtaining MgB_2 in chemical reaction at high temperature and ensuring the mechanical strength of the wires, iron is a ferromagnetic material which can be utilized to magnetically shield the superconductor from the external field. This could be very effectively employed for decoupling the superconducting filaments in a multifilamentary MgB_2/Fe wires, substantially lowering the AC loss in the wires.

Our first results on the influence of iron sheath on the field dependence of transport J_c revealed a much better improvement of J_c than expected from a mere magnetic

shielding [5]. There was a range of the fields where J_c did not change with the field. This was attributed to the interaction between the superconductor and iron sheath, because it was measured at high fields, for which the magnetic shielding was no longer effective. This range of fields was found to widen with lowering the temperature, indicating that it may be possible to obtain a very weak field dependence of J_c at 20K, at high fields. However, the lowest temperature at which the measurements could be performed was 32K, which was limited by the maximum current available from the pulse current source. Here, we were using an improved current source, enabling measurements at temperatures less than 20K. Improving the vortex pinning by newly discovered nano-SiC doping [6], we also test how the vortex pinning affects this effect.

II. EXPERIMENTAL PROCEDURE

Superconducting wires were prepared by filling the iron tube with a mixture of 99% pure powders of magnesium and boron. For one of the wires, 10 wt.% of amorphous nano-size SiC was added. The wires were drawn to a diameter 1.4mm, with the diameter of the inner core of 0.8mm. Heating in flowing argon to 800°C for 15 minutes, MgB_2 was formed in a chemical reaction. As shown recently, addition of SiC strongly improved the vortex pinning of MgB_2 , resulting in much improved field dependence of critical current density (J_c) [6]. The details of the wire preparation can be found elsewhere [7]. The wires measured had the same outer diameter and diameter of superconducting core. The sheath was made from the same iron tube for all the wires, ensuring the magnetic properties of the sheath were the same for all the samples measured.

Because critical current for these wires was hundreds of amperes, the transport measurements had to be performed by a pulse-method, to avoid heating. A pulse of current was obtained by discharging a capacitor through the sample, coil of thick copper wire and non-inductive resistor connected in series. The current was measured via the voltage drop on the non-inductive resistor of 0.01 Ohm. With a proper choice of the coil, the current reached its maximum value (700A) within 1ms. The voltage developed on the sample was measured simultaneously with the current, using a 2-channel digital oscilloscope. Because both channels of the oscilloscope

Manuscript received August 8, 2002. This work was supported by Australian Research Council and Hyper Tec Research Inc., OH, USA.

Authors are with Institute for Superconducting and Electronic Materials, University of Wollongong, NSW 2522, Australia (phone: -61-2-4221 5722; fax: -61-2-4221 5731; e-mail: jhorvat@uow.edu.au)

had the same ground, the signal from the voltage taps was first fed to a transformer preamplifier (SR554). This decoupled the voltage taps from the resistor used for measuring the current, thereby avoiding creation of the ground loops and parasitic voltages in the system, as well as of an additional current path in parallel to the sample. The transformer amplified the voltage 100 times, improving the sensitivity of the experiment.

A typical V-I characteristic is shown in Fig.1. Self-field of the pulse of the current induced a voltage in the voltage taps, which gave a background voltage. This voltage increased gradually at the beginning of the pulse, but was almost constant for the most of the pulse duration (Fig.1). It was easy to distinguish the voltage created by the superconductor on this background, because the voltage developed very

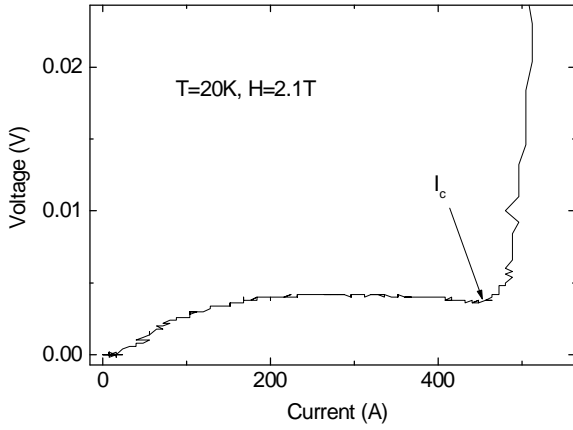


Fig. 1: A typical voltage-current characteristic for MgB₂/Fe wire obtained by the pulse-method.

abruptly when the current reached the value of I_c .

Magnetic field was produced by a 12T superconducting magnet. Sample mounting allowed for orienting the field either perpendicular to the wire, or parallel to it. In the later case, the field was also parallel to the current passing through the sample. The sample was placed into a continuous flow helium cryostat, allowing the control of temperature better than 0.1K.

III. EXPERIMENTAL RESULTS

Figure 2 shows the field dependence of J_c for a non-doped wire at $T=32, 30, 27, 24$ and 22 K. For all the temperatures, there is an initial decrease of J_c with the field, up to a field H_0 . After the decrease, J_c is almost independent of the field at $T=30$ and 32 K, up to a value of field H_p . For $H>H_p$, J_c decreases with H exponentially. For lower temperatures, J_c starts increasing with the field for $H>H_0$, giving a field dependence of J_c resembling a “peak effect” (Fig.2). J_c peaks at $H=H_p$ and it decreases exponentially with field for $H>H_p$ (Fig.2). The occurrence of the plateau and peak in J_c vs. H

improves the field dependence of J_c , as shown previously for $T>30$ K [5]. This was shown to occur because of the interaction between the Fe sheath and superconductor. The field range with improved J_c widens with decreasing temperature. For lower temperatures, the critical current at low fields was higher than the maximum current available with our experimental set-up and the peak could not be measured. Qualitatively the same results were also obtained for the SiC doped wire, which had improved field dependence of J_c for $H>H_p$.

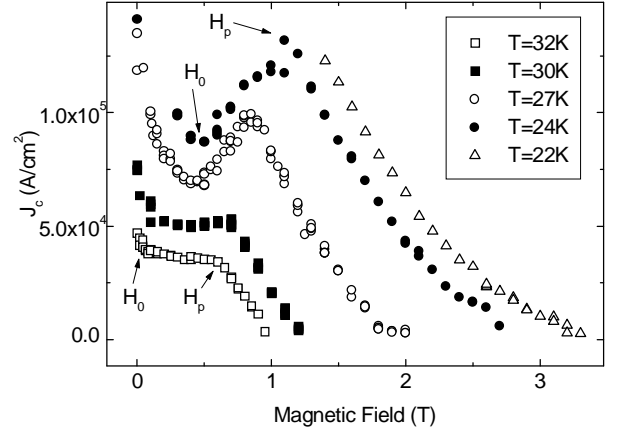


Figure 2: Field dependence of J_c for undoped MgB₂ wire, with field perpendicular to the wire.

To study the temperature dependence of the field range with improved J_c , H_p is plotted as a function of temperature in Fig.3. It should be noted that J_c is improved by Fe sheath even for fields higher than H_p for $T<30$ K (Fig. 2), however there is no clear feature in J_c vs. H for $H>H_p$ to enable a clear distinction of the field range with improved J_c . As shown in Fig. 3, H_p decreases with temperature exponentially:

$$H_p = 7.61 \text{ Tesla} \exp\left(-\frac{T}{12.36 \text{ Kelvin}}\right). \quad (1)$$

The temperature dependence of H_p is shown in Fig. 3 by

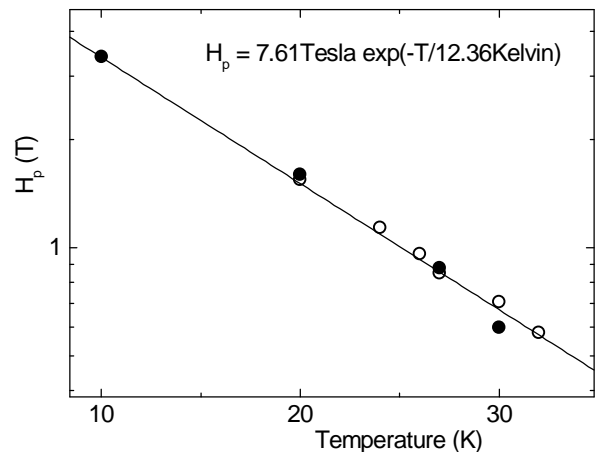


Fig. 3: Temperature dependence of H_p for undoped (open symbols) and SiC doped (solid symbols) MgB₂/Fe wires. Solid line is the fit with Eq. (1).

solid and open symbols for pure and SiC doped wires, respectively. Apparently, improvement of vortex pinning by doping does not affect the values of H_p .

Figure 4 shows the field dependence of J_c for a pure MgB_2/Fe wire at 30K, with field parallel to the wire (open symbols), as compared to the field perpendicular to the wire (solid symbols). As opposed to the perpendicular field, J_c for

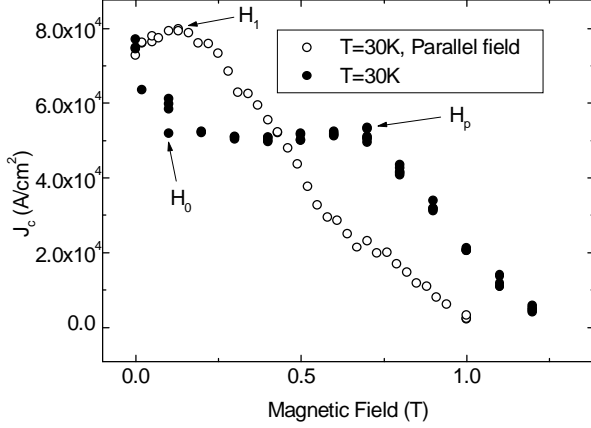


Fig.4: Field dependence of J_c for an undoped MgB_2/Fe wire at 30K, with field perpendicular (solid symbols) and parallel (open symbols) to the wire.

the parallel field initially increases with the field, up to a field H_1 . This is followed by an exponential decrease of J_c with field for $H > H_1$. At lower temperatures (below 27K), J_c is almost constant for $H < H_1$. The value of H_1 decreases with temperature as: $H_1 = 3303 \text{ Tesla} \exp(-T/3 \text{ Kelvin})$ (Fig.5), much faster than H_p .

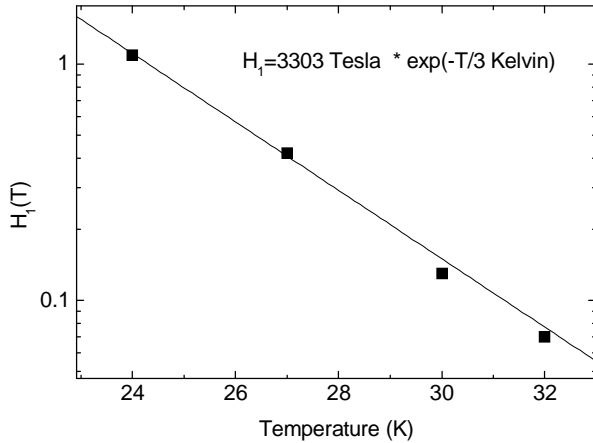


Fig.5: Temperature dependence of H_1 for an undoped MgB_2/Fe wire, with field parallel to the wire. Solid line is the fit with the exponential function.

IV. DISCUSSION

The plateau in the field dependence of J_c has been reported earlier for MgB_2/Fe wires, for $T > 30K$ [5]. The plateau was

observed to widen with decreasing temperature. It was suggested that the plateau occurred as a consequence of the interaction between the superconductor and iron sheath. In this work, we investigated the temperature dependence of the plateau for $T < 30K$, thanks to an improved pulse current source enabling measurements of higher values of I_c .

The plateau was observed for $T > 30K$ in this work, as well. However, instead of the plateau, an increase of J_c with H was observed for $T < 30K$, resulting in a peak in the field dependence of J_c (Fig.2). The peak apparently develops from the plateau as the temperature decreases, because the temperature dependence of H_p follows the same exponential law for $T > 30K$ and $T < 30K$. Measurements of magnetic shielding of hollow Fe cylinder showed that the shielding is effective up to about 0.2T [5]. The effectiveness of the shielding should not vary strongly at temperatures between 20 and 32K, because the Curie temperature of iron is much higher than this. Apparently, it is the change of superconducting properties of MgB_2 core that is responsible for the exponential decrease of H_p with T . Because of this, strong improvement of vortex pinning with SiC doping was expected to affect the temperature dependence of H_p . To our surprise, this did not occur (Fig. 3).

The field dependence of J_c with the field parallel to the wire is also influenced by the iron sheath. It was shown earlier that there is a plateau in $J_c(H)$ for $H < 0.02T$ and $T = 32K$ [5]. This was interpreted by simple magnetic shielding of the iron sheath. Namely, measurements of the field inside the shield for the parallel field showed that the internal field was almost zero and constant for $H < 0.02T$. All of the field in excess to 0.02T penetrated the iron sheath for this field configuration. Here, we show that for $T < 32K$, J_c slightly increases with the field (Fig. 4) and the field range in which this occurs ($H < H_1$) increases strongly with lowering the temperature (Fig.5). The field dependence of H_1 is actually much stronger than of H_p . In addition, it was shown earlier that the magnetic shielding for the parallel field is very weak [5]. Again, such strong temperature dependence of H_1 cannot be ascribed to a simple magnetic shielding. Apparently, the interaction between the superconducting core and iron sheath is responsible for the anomalous improvement of the field dependence of J_c for both, parallel and perpendicular field.

Improvement of critical current of a superconductor via interaction with its magnetic surrounding was studied theoretically by Genenko et al. [8]. In their model, critical currents were calculated for type II superconducting thin strips in partly filled vortex state, in magnetic surrounding. Only self-field of the transport current was considered and the magnetic surrounding was supposed to be reversible, linear and homogeneous. They considered the influence of magnetic surrounding on the current distribution in the central vortex-free part of the strip. The current distribution was found to be very sensitive to the shape of the magnetic surrounding and its distance to the strip. They predicted an increase of the maximum loss-free current by a factor of 100 when a superconducting strip is placed in an open magnetic cavity. However, for the smallest practically achievable distance

between the superconductor and magnetic surrounding of 0.1mm, the maximum loss-free current is predicted to be 7 times larger than the critical current without the magnetic surrounding. This increase of the apparent critical current occurs because of distribution of the current into the vortex-free region of the superconducting strip, whilst the vortices are confined to the edges of the strip. So far, no experiments were reported to verify this model.

In the model of Genenko et al. [8], the vortices were confined to the edges of thin superconducting strip by edge barriers. The model also considered the case of partly flux filled thick superconducting strip, with weak edge barriers and strong vortex pinning. Vortex pinning defined the critical current, according to the critical state model [9]. However, due to the pinning, the transport current is confined to the edges of the superconductor, where there is a constant gradient in the density of magnetic vortices defined by the pinning, and J_c is constant. The model shows that the magnetic surrounding causes a distribution of the transport current into the flux free region of the superconductor, resulting in a loss-free current density exceeding the critical current defined by the critical state model [8]. Because of this, we expected to observe a change in the value of H_p with improvement of the pinning by SiC doping, because the flux profile in the superconductor changes with the change of the vortex pinning. However, no change in H_p was observed (Fig. 3).

The reason we did not observe the change in H_p with SiC doping may be that the model was devised only for the self-field, whereas in our experiment we used additional external field. The geometry of our sample (round wire) was also not the same as the one in the model (strip). Because the model did not consider the case of external field, it is not clear if the change of the pinning should result in a change of H_p in the model (even though intuitively, one would expect this to occur).

V. CONCLUSION

It was found that, instead of the expected plateau in the field dependence of J_c , the value of J_c increases with field at low temperatures, resembling a peak effect. The field of the peak in $J_c(H)$ increases exponentially with lowering temperature. Thanks to the peak, the value of J_c at 20K and 1.7 T is almost the same as the zero-field J_c at that temperature, of the order of 10^5 A/cm². At still lower temperatures, the peak extends to higher fields, reaching 3.5T at 10K. Even though its exact origin is still not clear, this effect can be employed for improvement of the field dependence of J_c of MgB₂ wires.

REFERENCES

- [1] S. Soltanian, X. L. Wang, I. Kusevic, E. Babic, A. H. Li, M. J. Qin, J. Horvat, H. K. Liu, E. W. Collings, E. Lee, M. D. Sumption and S. X. Dou, *Physica C*, vol. 361, p. 84, 2001.
- [2] S. Jin, H. Mavoori, C. Bower and R. B. van Dover, *Nature*, vol. 411, p.563, 2001.
- [3] C. Beneduce, H. L. Suo, P. Toulemonde, N. Musolino and R. Flükiger, “Transport critical current, anisotropy, irreversibility fields and exponential n factors in Fe sheathed MgB₂ tapes”, submitted for publication, cond-mat/0203551.
- [4] W. Goldacker, S. I. Schlachter, H. Reiner, S. Zimmer, B. Obst, H. Kiesel and A. Nyilas, “Mechanically reinforced MgB₂ wires and tapes with high transport currents”, submitted for publication, cond-mat/0204599.
- [5] J. Horvat, X. L. Wang, S. Soltanian and S. X. Dou, *Appl. Phys. Lett.*, vol. 80, no. 5, pp. 829-831, Feb. 2002.
- [6] S. X. Dou, S. Soltanian, J. Horvat, X. L. Wang, P. Munroe, S. H. Zhou, M. Ionescu, H. K. Liu and M. Tomsic, “Enhancement of the critical current density and flux pinning of MgB₂ superconductor by nanoparticle SiC doping”, submitted for publication, cond-mat/0207223.
- [7] X. L. Wang, S. Soltanian, J. Horvat, A. H. Liu, M. J. Qin, H. K. Liu and S. X. Dou, *Physica C*, vol. 361, p. 149, 2001.
- [8] Yu, A. Genenko, A. Snezhko and H. C. Freyhardt, *Phys. Rev. B*, vol. 62, p.3453, 2000.
- [9] C. P. Bean, *Rev. Mod. Phys.*, vol. 35, pp.31-39, Jan. 1964.