

# Orbital state and magnetic properties of $\text{LiV}_2\text{O}_4$

I.A. Nekrasov,<sup>1,2</sup> Z.V. Pchelkina,<sup>1,2,3</sup> G. Keller,<sup>2</sup> Th. P. Nuschke,<sup>2</sup>  
K. Held,<sup>4</sup> A. Krimmel,<sup>5</sup> D. Vollhardt,<sup>2</sup> and V.I. Anisimov<sup>1,2</sup>

<sup>1</sup>Institute of Metal Physics, Russian Academy of Sciences-Ural Division, 620219 Yekaterinburg GSP-170, Russia

<sup>2</sup>Theoretical Physics III, Center for Electronic Correlations and Magnetism,  
Institute for Physics, University of Augsburg, 86135 Augsburg, Germany

<sup>3</sup>Department of Theoretical Physics and Applied Mathematics,

Ural State Technical University, 620002 Yekaterinburg Mira 19, Russia

<sup>4</sup>Max Planck Institute for Solid State Research, Heisenbergstr. 1, 70569 Stuttgart, Germany

<sup>5</sup>Experimental Physics V, Center for Electronic Correlations and Magnetism,  
Institute for Physics, University of Augsburg, 86135 Augsburg, Germany

(Dated: November 10, 2021)

$\text{LiV}_2\text{O}_4$  is one of the most puzzling compounds among transition metal oxides because of its heavy fermion like behavior at low temperatures. In this paper we present results for the orbital state and magnetic properties of  $\text{LiV}_2\text{O}_4$  obtained from a combination of density functional theory within the local density approximation and dynamical mean-field theory (DMFT). The DMFT equations are solved by quantum Monte Carlo simulations. The trigonal crystal field splits the V 3d orbitals such that the  $a_{1g}$  and  $e_g$  orbitals cross the Fermi level, with the former being slightly lower in energy and narrower in bandwidth. In this situation, the d-d Coulomb interaction leads to an almost localization of one electron per V ion in the  $a_{1g}$  orbital, while the  $e_g$  orbitals form relatively broad bands with 1/8 filling. The theoretical high-temperature paramagnetic susceptibility  $\chi(T)$  follows a Curie-Weiss law with an effective paramagnetic moment  $p_{\text{eff}} = 1.65$  in agreement with the experimental results.

## I. INTRODUCTION

Heavy-fermion (HF) materials are typically intermetallic compounds containing Ce, U, or Yb atoms. They are characterized by extraordinarily strongly renormalized effective masses,  $m^* \sim 100 - 1000 m_e$ ,<sup>1,2,3</sup> as inferred from the electronic specific heat coefficient  $\gamma(T) = C_e(T)/T$  at low temperature. They also show an apparent local moment paramagnetic behavior with a strongly enhanced spin susceptibility at low temperatures. The discovery by Kondo et al.<sup>4</sup> of the HF behavior in  $\text{LiV}_2\text{O}_4$  with a Kondo or spin fluctuation temperature  $T_K \sim 28$  K has significant importance, because this is the first d-electron system that shows HF characteristics. Kondo et al. reported a large electronic specific heat coefficient  $\gamma = 0.42 \text{ J/(mol K}^2\text{)}$  at 1 K, which is much larger than those of other metallic transition metal compounds like, e.g.,  $\text{Y}_1-x\text{Sc}_x\text{Mn}_2$  [ $\sim 0.2 \text{ J/(mol K}^2\text{)}$ ]<sup>5</sup> and  $\text{V}_2\text{VO}_3$  [ $\sim 0.07 \text{ J/(mol K}^2\text{)}$ ].<sup>6</sup> Also a crossover from the local moment to a renormalized Fermi-liquid behavior was observed with decreasing temperature. Recently Urano et al.<sup>7</sup> reported that the electrical resistivity of single crystals exhibits a  $T^2$  temperature dependence  $\rho = \rho_0 + AT^2$  with an enormous  $A$ , which like in conventional HF systems scales with  $\gamma^2$ .<sup>8</sup> In the temperature range 50–1000 K the experimental magnetic susceptibility follows a Curie-Weiss law with a negative Curie-Weiss temperature, which indicates a weak antiferromagnetic (AF) V-V spin interaction (see later in the text). No magnetic ordering was observed down to 0.02 K.<sup>9</sup>

These unexpected phenomena entailed numerous experiments, which confirmed the HF behavior of  $\text{LiV}_2\text{O}_4$  in a variety of physical quantities: Johnston et al.<sup>9</sup> carried out specific heat and thermal expansion measure-

ments. Kondo et al.<sup>11</sup> described the synthesis, characterization and magnetic susceptibility versus temperature. Onoda et al.<sup>12</sup> explored spin fluctuations and transport in the spinel systems  $\text{Li}_x\text{Mg}_{1-x}\text{V}_2\text{O}_4$  and  $\text{Li}_x\text{Zn}_{1-x}\text{V}_2\text{O}_4$  through measurements of x-ray diffraction, electrical resistivity, thermoelectric power, magnetization, and nuclear magnetic resonance (NMR). The electron-spin resonance (ESR) and the magnetic susceptibility in pure and doped  $\text{LiV}_2\text{O}_4$  were measured by Lohmann et al.<sup>13</sup> Photoemission studies of the hole doped Mott insulator  $\text{Li}_{1-x}\text{Zn}_x\text{V}_2\text{O}_4$  were done by Fujimori et al.<sup>14</sup> A series of  $^7\text{Li}$ -NMR experiments were carried out by Fujiwara et al.<sup>15</sup> for  $\text{LiV}_2\text{O}_4$  and also for  $\text{Li}_{1-x}\text{Zn}_x\text{V}_2\text{O}_4$ .<sup>16</sup> The Knight shift, spin susceptibility and relaxation times were determined from  $^7\text{Li}$ -NMR experiments by Mahajan et al.<sup>17</sup> Krimmel et al.<sup>18</sup> presented results for the magnetic relaxation of  $\text{LiV}_2\text{O}_4$  obtained by means of quasi-elastic neutron scattering. Trinkl et al.<sup>19</sup> investigated spin-glass behavior in  $\text{Li}_x\text{Zn}_{1-x}\text{V}_2\text{O}_4$ . Urano et al.<sup>7</sup> experimentally observed results for  $C(T)$ ,  $\gamma(T)$ , resistivity  $\rho(T)$  and Hall coefficient  $R_H(T)$  for single crystal samples. Recently, Lee et al.<sup>20</sup> performed inelastic neutron scattering measurements and Fujiwara et al.<sup>21</sup> studied the spin dynamics under high pressure. A review of various experiments and theoretical research is collected in the work of Johnston.<sup>22</sup>

Let us summarize the experimental efforts concerning the measurements of the spin susceptibility  $\chi(T)$ . As mentioned before, a temperature dependent spin susceptibility  $\chi(T)$  is observed in the temperature range from 50 to 1000 K, which fits well to the Curie-Weiss law<sup>4,7,9,10,11,12,13,15,16,17,19,20,22,23,24,25,26,27,28,29,30</sup>  $\chi(T) = \chi_0 + C/(T - \theta)$ . However, depending on the quality

of samples and experimental techniques, the values of the Curie constant  $C$  obtained from fitting the experimental data are in the range from  $0.329(0.468 \text{ cm}^3 \text{ K/mol})$ .<sup>17,26</sup> More important and of direct physical importance is the value of the effective paramagnetic moment  $p_{\text{eff}}$ , which is defined via the Curie constant as  $p_{\text{eff}}^2 = 3C k_B = (N_A \mu_B^2)$ . The extracted value  $p_{\text{eff}}$  lies in the range between 1.62 and 2.1.<sup>20,29</sup> The Curie-Weiss temperature obtained in those experiments is also slightly different and encompasses the interval  $\theta = -20 \dots -60 \text{ K}$ , which indicates a weak antiferromagnetic (AF)  $V-V$  spin interaction. If one further assumes that the effective spin value is  $S = 1/2$ , an experimental estimation of the Landé factor  $g^2 = p_{\text{eff}}^2 / [S(S+1)]$  leads to values between 1.87 and 2.23.<sup>17,26</sup>

From a theoretical point of view,  $\text{LiV}_2\text{O}_4$  has been intensively studied by standard band structure calculations by various groups using different implementations of density functional theory<sup>31</sup> within the local density approximation (DFT/LDA).<sup>32</sup> Anisimov et al.<sup>33</sup> investigated the possibility of localization of the d-states in  $\text{LiV}_2\text{O}_4$  within the linearized  $m$   $u$   $n$ -tin orbitals (LMTO) basis<sup>34</sup> supplemented by the LDA+U method.<sup>35</sup> The electronic structure was furthermore studied by Eyert et al.<sup>36</sup> with the scalar-relativistic augmented spherical wave (ASW) basis,<sup>37</sup> while Matsuno et al.<sup>38</sup> used a full-potential, scalar-relativistic implementation<sup>39</sup> of the linear augmented plane wave (LAPW) approach<sup>40</sup> for the band structure calculation and furthermore applied a simple tight-binding (TB) model.<sup>41</sup> Singh et al.<sup>42</sup> also used the full potential LAPW<sup>43,44,45</sup> for calculating the band structure and a TB-LMTO method<sup>34</sup> to analyze the band symmetry.

A relative comparison of  $\text{LiV}_2\text{O}_4$  and lithium titanate ( $\text{LiTi}_2\text{O}_4$ ) with original HF system was done by Vamada<sup>46</sup> to provide some qualitative understanding of these compounds. The two-band Hubbard model in the slave-boson mean-field approximation was applied to  $\text{LiV}_2\text{O}_4$  by Kusunose et al.<sup>47</sup> to investigate the evolution of bands due to the Coulomb interactions. Hopkinson et al. presented a simple two-band model<sup>48</sup> and a  $t$ - $J$  model with a strong Hund's coupling for the d-electrons<sup>49</sup> to find evidence for a two-stage screening in  $\text{LiV}_2\text{O}_4$ . Fujimoto investigated the Hubbard chains network model on corner-sharing tetrahedra as a possible microscopic model for the HF behavior in  $\text{LiV}_2\text{O}_4$ .<sup>50</sup> The competition between the Kondo effect and frustrating exchange interactions in a Kondo-lattice model within a large- $N$  approach for the spin liquid together with dynamical mean-field theory were studied by Burdin et al.<sup>51</sup>

Despite all this theoretical effort, there does not yet exist an undisputed microscopic explanation of the HF behavior of  $\text{LiV}_2\text{O}_4$  at low temperatures. It has been attempted to explain the low-temperature properties of  $\text{LiV}_2\text{O}_4$  by a mechanism analogous to one for systems with local moments on a pyrochlore lattice, which are frustrated with respect to the antiferromagnetic interactions. A novel attempt to provide a microscopic model based on

material properties of  $\text{LiV}_2\text{O}_4$ , which does not evoke the idea of frustration was suggested by Anisimov et al.<sup>33</sup> Their basic idea is a separation of the electrons on partially filled  $t_g$  orbitals into localized ones, forming local moments, and delocalized ones, producing a partially filled metallic band. The hybridization between those two subsets of electrons, like in  $f$ -electron materials, can give rise to heavy-fermion effects. However, in this work the conclusions were based on an LDA+U calculation,<sup>35</sup> which is essentially a static mean-field approximation and surely too crude to give a proper description of  $\text{LiV}_2\text{O}_4$ .

The present work reports on the investigation of the orbital state and the magnetic properties of  $\text{LiV}_2\text{O}_4$  using the novel LDA+DMFT (QMC) approach. This material specific theory extracts information about the non-interacting band structure from a DFT/LDA calculation, while treating the local Coulomb interactions via the dynamical mean-field theory (DMFT), which is a well-established non-perturbative approach to study localization effects in strongly correlated materials. The resulting DMFT equations are then solved by quantum Monte-Carlo simulations. The main goal of this study is to further explore the idea of a separation of the d-electrons in  $\text{LiV}_2\text{O}_4$  into two subsets, localized and itinerant as proposed in Ref. 33. The rest of the paper is divided into two parts: In the first we discuss standard DFT/LDA results (section II) and then present our LDA+DMFT (QMC) results in the second (section III). A short summary concludes the paper.

## II. $\text{LiV}_2\text{O}_4$ : DFT/LDA RESULTS

### A. Crystal structure and d orbital splitting

$\text{LiV}_2\text{O}_4$  has the fcc normal-spinel structure with nonsymmorphic space group  $Fd\bar{3}m$  and was first synthesized by Reuter and Jaskowski in 1960.<sup>52</sup> The Li ions are tetrahedrally coordinated by oxygens, while the V sites are surrounded by a slightly distorted edge-shared octahedral array of oxygens (Fig. 1). The corresponding unit cell of the face-centered cubic lattice contains two  $\text{LiV}_2\text{O}_4$  formula units (14 atoms) with four V atoms, which form a tetrahedron (Fig. 2). The  $\text{LiV}_2$  substructure is the same as the C15 structure  $\text{AB}_2$ , where the local moments at the B sites are highly frustrated.<sup>53</sup> The observed lattice constant of  $\text{LiV}_2\text{O}_4$  is  $8.22672 \text{ \AA}$  at  $4 \text{ K}$ .<sup>54</sup> The eight oxygen atoms in the primitive cell are situated at the 32e-type sites, at positions which are determined by the internal-position parameter  $x = 0.2611$  in units of the lattice constant.

The total space group of the crystal is cubic but the local point group symmetry of the V ion crystallographic position is trigonal  $D_{3d}$ . The different trigonal axes of every V atom in the unit cell are directed towards the center of the tetrahedron (Fig. 2). Since the formal oxidation state of V is non-integer  $V^{3.5+}$  (congruence  $d^{1.5}$ ) and the V ions are crystallographically equivalent,  $\text{LiV}_2\text{O}_4$

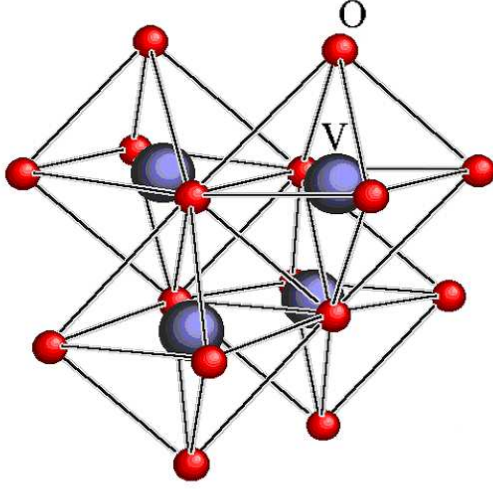


FIG. 1: The normal-spinel crystal structure of  $\text{LiV}_2\text{O}_4$  is formed by the oxygen edge-shared octahedra with V atoms at the centers. V : large dark ions; O : small dark ions.

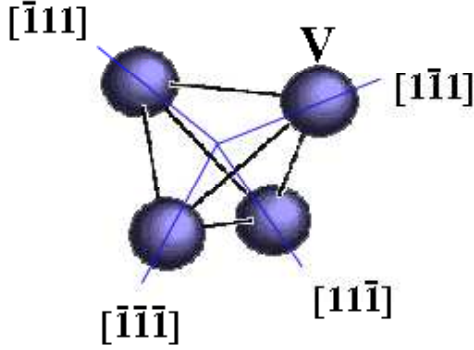


FIG. 2: Tetrahedron formed by four V atoms (large dark spheres) in the spinel unit cell and the trigonal axes for each V atom.

must be metallic as it is observed.<sup>52</sup>

The octahedral crystal field at the V sites in the spinel structure splits the V 3d bands into three degenerate and partially filled  $t_{2g}$  bands and two empty  $e_g$  bands. The Fermi level lies within the  $t_{2g}$  complex, thus the transport properties of  $\text{LiV}_2\text{O}_4$  are solely associated with the  $t_{2g}$  bands. The trigonal symmetry of the V ions splits the cubic  $t_{2g}$  levels into one  $a_{1g}$  and two degenerate  $e_g$  levels

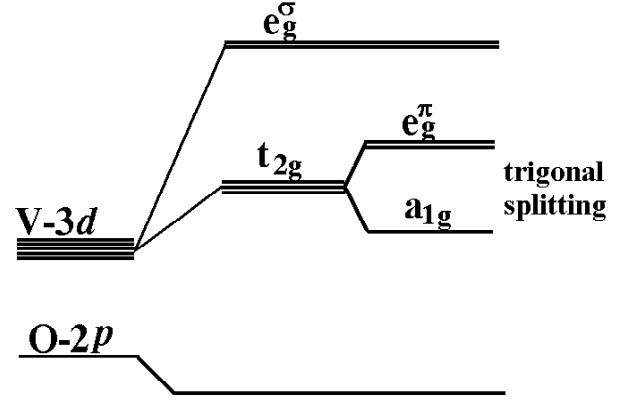


FIG. 3: Schematic picture of the electronic level distribution caused by the strong p-d hybridization in the trigonally distorted octahedral crystal field. The notations  $t_{2g}$  and  $e_g$  correspond to the irreducible representations of the cubic  $O_h$  group,  $a_{1g}$  and  $e_g$  to the irreducible representations of the  $D_{3d}$  group.

(Fig. 3). However, this splitting is not large enough to separate the  $t_{2g}$  band into two subbands.<sup>38</sup>

#### B. DFT/LDA band structure

Based on DFT/LDA<sup>31,32</sup> within the LMTO method,<sup>34</sup> we performed first-principle calculations of the electronic structure of  $\text{LiV}_2\text{O}_4$ . The radii of the muffin-tin spheres

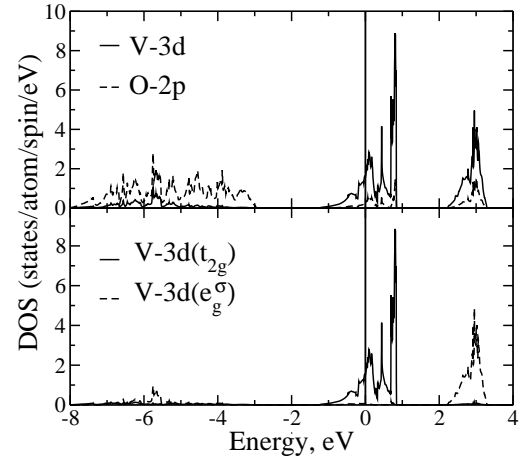


FIG. 4: DOS of  $\text{LiV}_2\text{O}_4$  calculated with the LDA-LMTO method. Upper figure: V-3d (full line) and O-2p (dashed line) DOS; lower figure: partial V-3d( $t_{2g}$ ) (full line) and V-3d( $e_g$ ) (dashed line) DOS. The Fermi level corresponds to zero energy.

were  $R_{\text{Li}} = 2.00$  a.u.,  $R_{\text{V}} = 2.05$  a.u., and  $R_{\text{O}} = 1.67$  a.u. The resulting densities of states (DOS) are shown in Figs. 4 and 5. In Fig. 4, there are three well-separated

sets of bands: completely filled O-2p-bands, partially

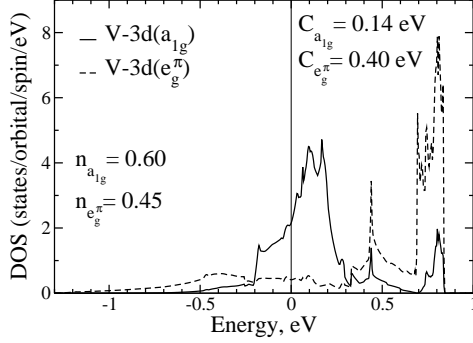


FIG. 5: Partial V-3d( $t_{2g}$ ) DOS of  $\text{LiV}_2\text{O}_4$  calculated with the LDA-LMTO method:  $a_{1g}$  (full line) and  $e_g$  (dashed line) projected DOS. The center of gravity of the  $a_{1g}$  orbital is  $c_{a_{1g}} = 0.14$  eV; that of the  $e_g$  orbital is  $c_{e_g} = 0.40$  eV. The LDA-calculated occupancies of the  $a_{1g}$  and  $e_g$  orbitals,  $n_{a_{1g}} = 0.60$  and  $n_{e_g} = 0.45$ , are nearly the same. The Fermi level corresponds to zero energy.

filled  $t_{2g}$  bands, and empty  $e_g$  bands. The bands in the energy range from -8 eV to -3 eV originate mainly from O-2p states and have only small admixtures from V-3d states. The upper two groups of bands, which extend from -1.0 eV to 0.8 eV and from 2.3 eV to 3.2 eV, are predominantly derived from the V-3d states. Although additional small O-2p contributions are apparent in this energy range, the p-d hybridization is much reduced compared to other early transition metal oxides.<sup>55</sup> Due to the crystal field of the slightly distorted octahedral coordination of the V atoms by the oxygen atoms, a clear separation of the 3d  $t_{2g}$  and  $e_g$  groups of bands is visible in Fig. 4. Whereas the former states appear exclusively around the Fermi energy, the  $e_g$  states prevail at higher energies. Contributions of the V-3d states to the oxygen-derived bands originate almost exclusively from the  $e_g$  states, which form  $\pi$ -bonds and experience a strong overlap with the O-2p states. In contrast, the  $t_{2g}$  orbitals, which give rise to  $\sigma$ -bonds, yield only a negligible contribution in this energy range. In addition to p-d bonds, the  $t_{2g}$  states experience strong  $\pi$ -type overlap with the  $t_{2g}$  orbitals at neighboring vanadium sites of the fcc sublattice. Hence, these d-states take part in two different types of bonding, namely  $\pi$ -type V-V and  $\sigma$ -type V-O bonding, which leads to two different bandwidths for  $t_{2g}$  and  $e_g$  states. Since both the metal-metal and metal-oxygen bonds are mediated through the same orbital, a simple analysis of the partial DOS would not allow to distinguish the different roles played by the  $t_{2g}$  orbitals. Eyert et. al.<sup>36</sup> used a local coordinate system with the Z-axis along the trigonal direction (111) pointing towards the center of the tetrahedron formed by V ions (see Fig. 2) and plotted the V  $d_{3z^2-r^2}$ ,  $d_{xz}$  +  $d_{yz}$  and  $d_{x^2-y^2}$  +  $d_{xy}$  partial DOS. While  $d_{3z^2-r^2}$  orbitals are of pure  $t_{2g}$  char-

acter, the other four orbitals comprise a mixture of  $t_{2g}$  and  $e_g$  states. We have calculated the partial DOS for  $a_{1g}$  and  $e_g$  orbitals, using the irreducible representations of the  $D_{3d}$  group according to Terakura et al.<sup>56</sup> with the following linear combinations of the  $t_{2g}$  cubic harmonics: the  $a_{1g}$  orbital is given by  $(xy + xz + yz) = \sqrt{3}$  and the two  $e_g$  orbitals by  $(zx - yz) = \sqrt{2}$  and  $(yz + zx - 2xy) = \sqrt{6}$ . These three particular linear combinations are valid if the coordinate axes X, Y and Z are directed along V-O bonds. If the Z direction is chosen along one of the trigonal axes described above, then the  $a_{1g}$  orbital is the  $3z^2 - r^2$  orbital in the local coordinate system.

The projected partial LDA DOS of the  $a_{1g}$  and the  $e_g$  orbitals are shown in Fig. 5. The bandwidth of the  $a_{1g}$  orbital  $W_{a_{1g}} = 1.35$  eV is almost a factor of two smaller than the  $e_g$  bandwidth  $W_{e_g} = 2.05$  eV. Nonetheless, we found within LDA for all three  $t_{2g}$  derived orbitals nearly the same occupancies:  $n_{a_{1g}} = 0.60$  and  $n_{e_g} = 0.45$ . Almost all spectral weight of the  $a_{1g}$  orbital is concentrated around the Fermi level in the region from -0.2 eV to 0.3 eV. In contrast to the  $a_{1g}$  orbital the  $e_g$  DOS is flat at the Fermi level. The largest part of the spectral weight of the  $e_g$  orbitals is situated in the interval from 0.3 eV to 0.85 eV. Despite such a different spectral weight the  $a_{1g}$  and  $e_g$  bands are not completely separated in energy. However, there is a significant difference in the centers of gravity calculated from the corresponding partial DOS, which can be interpreted as a measure for the trigonal splitting of the  $t_{2g}$  states.

The trigonal splitting is much smaller than the bandwidth but has a great importance for the understanding of the physics of the  $\text{LiV}_2\text{O}_4$  system in the presence of strong Coulomb interaction. The value and the sign of the trigonal splitting will determine the orbital in which the V-3d electrons should be localized when a strong Coulomb interaction, which is larger than the bandwidth, is taken into account.<sup>33</sup> We found that this trigonal splitting value is very sensitive to the accuracy of the band structure calculations. In order to increase the accuracy, the overlap between atomic spheres in our LMTO calculation was set to zero and more empty spheres were introduced. For the following we define the trigonal splitting of the  $t_{2g}$  states as the difference of the centers of gravity of the  $a_{1g}$  and the  $e_g$  projected DOS. We find that the  $a_{1g}$  center of gravity is 0.26 eV lower than that of the  $e_g$  band ( $c_{a_{1g}} = 0.14$  eV,  $c_{e_g} = 0.40$  eV; see Fig. 5). One can thus conclude from our LDA calculations that the  $a_{1g}$  orbital is more favorable for the localization of electrons.

The effective mass  $m^*$  is known to be a measure for the Coulomb correlations and can be obtained from the electronic specific heat coefficient at low temperatures. From the LDA-calculated electronic specific heat coefficient  $\gamma^{\text{LDA}}$ , one can infer the ratio of the effective mass to the band mass  $m^*/m_b = \gamma^{\text{LDA}}/\gamma^{\text{exp}}$ . Here, the former is related to the LDA DOS at the Fermi level via  $\gamma^{\text{LDA}} = \frac{2}{3} k_B^2 N_A D(E_F)/3$ , and  $\gamma^{\text{exp}}$  is the experimental value of the electronic specific heat coefficient taken from Ref. 4. For  $\text{LiV}_2\text{O}_4$  we found  $m^*/m_b = 25.8$ , which is in

good agreement with previous results.<sup>38</sup> Such a huge enhancement of the quasi particle mass  $m^*$  is a strong evidence that Coulomb correlations are important in  $\text{LiV}_2\text{O}_4$  and have to be taken into account in order to describe the physics of this system.

### III. A MICROSCOPIC THEORY FOR $\text{LiV}_2\text{O}_4$

#### A. LDA+DMFT (QMC) scheme

Based on the  $d = 1$  limit<sup>57</sup>, the dynamical mean-field theory (DMFT)<sup>58,59,60</sup> was developed as a non-perturbative approach to describe strongly correlated electron systems. It permits the calculation of electronic spectra for systems with local electronic Coulomb correlations. The LDA+DMFT approach is a merger of the DFT/LDA and the DMFT techniques.<sup>61,62</sup> It combines the strength of the DFT/LDA, viz describing the weakly correlated part of the *ab initio* Hamiltonian, i.e., electrons in *s*- and *p*-orbitals and the long-range part of the Coulomb interaction, with the ability of the DMFT to treat electronic correlations induced by the local Coulomb interaction. In this paper we will only briefly discuss the relevant parts of the LDA+DMFT approach and refer the reader to a recent report by Held et al.<sup>63</sup> for more details.

For a given material, one can extract a LDA Hamiltonian  $\hat{H}_{\text{LDA}}^0$  and supplement it the local Coulomb interactions:

$$\hat{H} = \hat{H}_{\text{LDA}}^0 + \sum_{i,m} U \hat{n}_{im\uparrow} \hat{n}_{im\downarrow} + \sum_{i,m \neq m'} J \hat{n}_{im\uparrow} \hat{n}_{im'\uparrow} + \sum_{i,m \neq m'} J \hat{n}_{im\downarrow} \hat{n}_{im'\downarrow} \quad (1)$$

Here, the index *i* enumerates the *V* sites, *m* denotes the individual  $t_{2g}$  orbitals, and  $\uparrow, \downarrow$  the spin.  $\hat{H}_{\text{LDA}}^0$  is a one-particle Hamiltonian generated from the LDA band structure with an averaged Coulomb interaction subtracted to avoid a double counting of the Coulomb interaction.<sup>61</sup> *U* is the local intra-orbital Coulomb repulsion and *J* the exchange interaction. The local inter-orbital Coulomb repulsion  $U^0$  is then fixed by rotational invariance:  $U^0 = U - 2J$ . The actual values for *U* and  $U^0$  can be obtained from an averaged Coulomb parameter *U* and Hund's exchange *J*, which can be calculated with LDA. The quantity *U* is related to the Coulomb parameters *U* and  $U^0$  via

$$U = \frac{U + (N_{\text{orb}} - 1)U^0 + (N_{\text{orb}} - 1)(U^0 - J)}{2N_{\text{orb}} - 1}; \quad (2)$$

where  $N_{\text{orb}}$  is the number of interacting orbitals ( $N_{\text{orb}} = 3$  in our case). Since *U* and  $U^0$  are not independent, the two values *U* and *J* are sufficient to determine *U* from this relation.<sup>63,68</sup>

The DMFT maps the lattice problem (1) onto an effective, self-consistent impurity problem. A reliable

method to solve this (multiband) quantum impurity problem is provided by quantum Monte Carlo (QMC) simulations,<sup>64</sup> which are combined with the maximum entropy method<sup>65</sup> for the calculation of spectral functions from the imaginary time QMC data. This technique has been applied to calculate properties of several transition metal oxides.<sup>66,67,69</sup>

A computationally important simplification is due to the fact that in cubic spinel the  $t_{2g}$  states do not mix with the  $e_g$  states. In this particular case the self-energy matrix  $\Sigma_m(z)$  is diagonal with respect to the orbital and spin indices. Under this condition the Green functions  $G_m(z)$  of the lattice problem can be expressed in the DMFT as Hilbert transform of the non-interacting DOS  $N_m^0(z)$ ,

$$G_m(z) = \frac{1}{z} \frac{N_m^0(z)}{1 - \Sigma_m(z)}; \quad (3)$$

This procedure avoids the rather cumbersome and problematic *k*-integration over the Brillouin zone by the analytical tetrahedron method.<sup>70</sup> The LDA DOS  $N_m^{(0)}(z)$  for different orbitals (different *m*) of the 3d  $t_{2g}$  states in  $\text{LiV}_2\text{O}_4$  is displayed in Fig. 5.

A particularly interesting quantity for  $\text{LiV}_2\text{O}_4$  is the magnetic susceptibility  $\chi(T)$ . In order to calculate  $\chi(T)$  we use the definition  $\chi(T) = \lim_{B \rightarrow 0} M(T)/B$ , where  $M(T)$  is the magnetization due to the applied magnetic field *B*. Obviously,  $M(T)$  can be obtained directly from the QMC data via

$$M(T) = \sum_{m=1}^{N_{\text{orb}}} \langle n_{m\uparrow} - n_{m\downarrow} \rangle \quad (4)$$

and

$$n_{m\uparrow} = G_m(z = 0^+) : \quad (5)$$

Since QMC results are subject to both statistical and systematic errors, a direct evaluation of  $M(T)/B$  for small *B* will inevitably lead to unpredictable scattering of the results for  $\chi(T)$ . To avoid these problems, we perform calculations for  $M(T;B)$  for a series of small fields *B* and extract  $\chi(T)$  from a least-squares fit as the slope of  $M(T;B)$  as  $B \rightarrow 0$ .

#### B. Single-particle properties

The DMFT calculations are based on the DFT/LDA-DOS  $N_m^0(z)$  for the  $a_g$  and  $e_g$  orbitals presented in Fig. 5. The total number of electrons in these three orbitals was fixed to  $n = 1.5$ , in accordance with the +3.5 valency of *V* ions in  $\text{LiV}_2\text{O}_4$ . The *d-d* Coulomb interaction parameter  $U = 3.0$  eV and exchange Coulomb interaction parameter  $J = 0.8$  eV were calculated<sup>33</sup> by the constrained LDA method.<sup>71</sup> The temperature used in our QMC simulations was approximately 750 K. While the scheme in

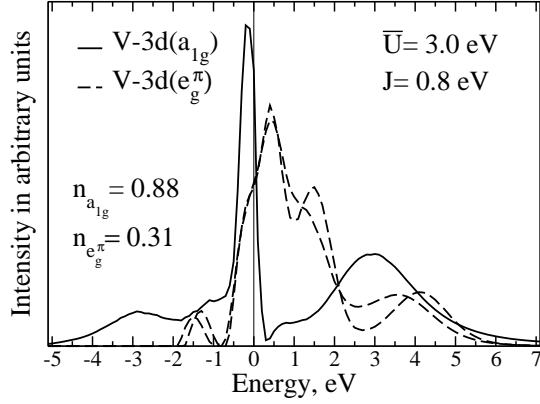


FIG. 6: Partial  $a_{1g}$  and  $e_g$  DOS for  $\text{LiV}_2\text{O}_4$  calculated with LDA+DMFT (QMC) for  $U = 3.0$  eV and  $J = 0.8$  eV. The non-interacting DOS  $N_m^0(\epsilon)$  used in the LDA+DMFT calculations are presented in Fig. 5. The LDA+DMFT (QMC) occupancies of the  $a_{1g}$  and  $e_g$  orbitals are  $n_{a_{1g}} = 0.88$  and  $n_{e_g} = 0.31$ . The Fermi level corresponds to zero energy.

principle poses no restrictions on the temperature values, the QMC code used presently limits our calculations to these rather high temperatures because of computing power limitations.<sup>66</sup>

The partial DOS of  $a_{1g}$  and  $e_g$  orbitals obtained from the analytical continuation of the QMC results are shown in Fig. 6. In comparison with the non-interacting case (see Fig. 7), a considerable transfer of spectral weight has taken place, especially the  $a_{1g}$  orbital appears to be strongly renormalized by Coulomb interactions. Furthermore, in contrast to the LDA results, where the occupation of the  $a_{1g}$  and  $e_g$  orbitals is roughly the same, the DMFT yields  $n_{a_{1g}} = 0.88$  and  $n_{e_g} = 0.31$ . These numbers clearly demonstrate that one electron is nearly localized in the  $a_{1g}$  orbital, while the  $e_g$  states remain weakly correlated and metallic with a filling close to  $1/8$ . Nevertheless, the  $e_g$  orbitals are remarkably broadened by Coulomb interactions in comparison with the LDA picture (Fig. 7). Slight differences between the two degenerate  $e_g$  orbitals originate from the statistical nature of the QMC method and the following analytical continuation with MEM.

To discuss the origin of the structures in the DOS of Fig. 6, it is helpful to look at the spectrum of the atomic Hamiltonian and the corresponding positions of the one-particle excitations. The states corresponding to atomic occupancies up to two electrons are listed in Tab. I together with their energies. Since the Hubbard  $U$  is large and we have to accommodate 1.5 electrons, with one electron in the  $a_{1g}$  orbital, the ground state has to be a suitable mixture of two states, which both have a singly occupied  $a_{1g}$  orbital, but differ in the occupancy of the  $e_g$  orbitals. The inspection of all possibilities in Tab. I leaves only  $j \uparrow i \downarrow i \downarrow$ ,  $j \uparrow i \downarrow i \uparrow$  and  $j \uparrow i \downarrow i \uparrow$  as can-

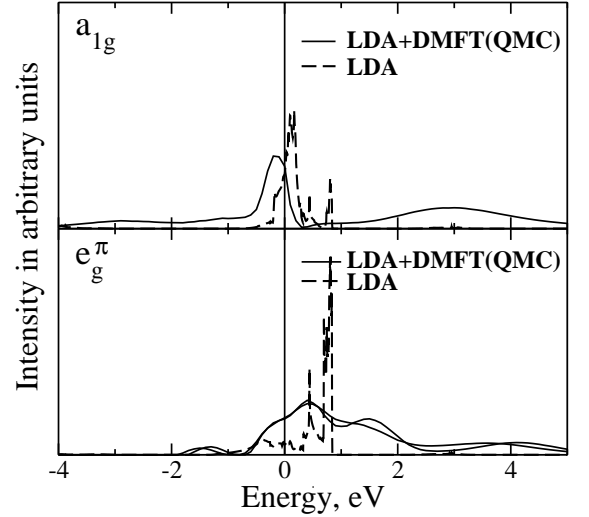


FIG. 7: LDA+DMFT (QMC) calculated DOS for  $\text{LiV}_2\text{O}_4$  (solid line;  $U = 3.0$  eV and  $J = 0.8$  eV) in comparison with non-interacting LDA  $a_{1g}$  and  $e_g$  DOS (dashed line). Please note that for a more convenient comparison the LDA+DMFT (QMC) DOS were magnified in intensity by a factor of 5. The Fermi level corresponds to zero energy.

| $a_{1g}$                               | $e_g^1$                                | $e_g^2$                                | Energy |
|--|--|--|--------|
| $j \uparrow i \downarrow i \downarrow$ | $j \uparrow i \downarrow i \downarrow$ | $j \uparrow i \downarrow i \downarrow$ | 0      |
| $j \uparrow i \downarrow i \downarrow$ | $j \uparrow i \downarrow i \downarrow$ | $a_{1g}$                               |        |
| $j \uparrow i \downarrow i \downarrow$ | $j \uparrow i \downarrow i \downarrow$ | $a_{1g} +$                             |        |
| $j \uparrow i \downarrow i \downarrow$ | $j \uparrow i \downarrow i \downarrow$ | $a_{1g} +$                             |        |
| $j \uparrow i \downarrow i \downarrow$ | $j \uparrow i \downarrow i \downarrow$ | $2 a_{1g} + U$                         |        |
| $j \uparrow i \downarrow i \downarrow$ | $j \uparrow i \downarrow i \downarrow$ | $2 a_{1g} + U^0 + J$                   | 0      |
| $j \uparrow i \downarrow i \downarrow$ | $j \uparrow i \downarrow i \downarrow$ | $2 a_{1g} + U^0 + J$                   | 0      |
| $j \uparrow i \downarrow i \downarrow$ | $j \uparrow i \downarrow i \downarrow$ | $2 a_{1g} + 2 + U$                     |        |
| $j \uparrow i \downarrow i \downarrow$ | $j \uparrow i \downarrow i \downarrow$ | $2 a_{1g} + 2 + U$                     |        |
| $j \uparrow i \downarrow i \downarrow$ | $j \uparrow i \downarrow i \downarrow$ | $2 a_{1g} + 2 + U^0 + J$               | 0      |

TABLE I: Eigenstates and -energies of the atomic Hamiltonian for total occupancies less or equal two.  $a_{1g}$  denotes the one particle energy of the  $a_{1g}$  orbital and  $U^0 = 0.26$  eV the trigonal splitting between  $a_{1g}$  and  $e_g$  orbitals.

didates. In order for these three to be (nearly) degenerate,  $a_{1g} + U^0 + J = 0$  or  $a_{1g} = -U^0 - J$ . Inserting the numbers for  $U^0$  and  $J$  and the LDA-value for  $a_{1g}$  leads to  $a_{1g} = -3.1$  eV. The possible one-particle excitations with respect to this ground state configuration and their energies can now be constructed easily, leading to the results in Tab. II. It is important to note that the single-particle excitations of the  $a_{1g}$  orbital with  $\epsilon_0 < 0$  have two distinct contributions, namely one of the usual type "singly occupied" "unoccupied", and a second that actually involves a doubly occupied state build of a mixture of  $a_{1g}$  and  $e_g$  states, i.e., a mixed-valent state.

| $a_{1g}$ orbital   |                                |
|--|--------------------------------|
| Excitation process   | Excitation energy $\epsilon_0$ |
| $j \uparrow \downarrow i \downarrow i \downarrow ! \quad \downarrow i \downarrow i \downarrow i$ | $a_{1g}$                       |
| $j \uparrow j \downarrow i \downarrow ! \quad \downarrow i j \downarrow i \downarrow$            |                                |
| $j \uparrow \downarrow i \downarrow i ! \quad \downarrow i \downarrow i \downarrow i$            |                                |
|  | $a_{1g} + U$                   |
| $e_g$ orbitals   |                                |
| Excitation process   | Excitation energy $\epsilon_0$ |
| $j \uparrow \downarrow i \downarrow i ! \quad j \uparrow j \downarrow i \downarrow$              | 0                              |
| $j \uparrow j \downarrow i \downarrow ! \quad j \uparrow \downarrow i \downarrow i$              | 0                              |
| $j \uparrow \downarrow i \downarrow i ! \quad j \uparrow j \downarrow i \downarrow$              | $J$                            |

TABLE II: Single-particle excitations for the atomic model filled with 1.5 electrons. For spin-degenerate processes only one representative is listed.

The energy of this latter excitation is given directly by the trigonal splitting, i.e., this feature can also serve as a means to extract this number from photoemission experiments.

That the excitations listed in Tab. II directly map to the peaks in the DOS Fig. 6 can be shown by using another technique to solve the DMFT equations, namely resolvent perturbation theory and NCA (see e.g. Ref. 68). This approach allows for a direct identification of different excitation channels (i.e., different initial particle numbers) and a distinction between  $a_{1g}$  and  $e_g$  states. The result is shown in Fig. 8, where the black lines denote  $a_{1g}$  and the gray ones  $e_g$  single-particle excitations. Full lines stand for a singly occupied initial state, dashed lines for

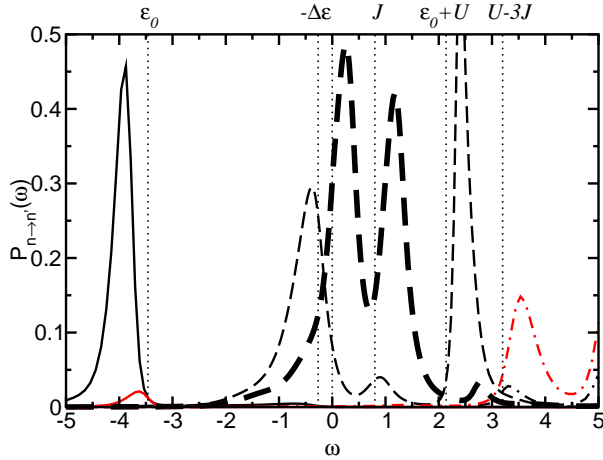


FIG. 8: One-particle DOS separated into different contributions. Black (thick) lines denote  $a_{1g}$  ( $e_g$ ) single-particle excitations. Full (dashed) lines stand for a singly occupied (doubly occupied) initial state, dot-dashed lines for a triply occupied initial state. The dotted vertical lines show the positions of the excitations listed in Tab. II.

a doubly occupied initial state and dot-dashed lines for triply occupied initial state. Each of the dominant peaks correspond to one of the transitions listed in Tab. II.

For clarity, the different excitation energies are marked by dotted vertical lines. Apparently, all peaks in Fig. 6 have their counterparts in Fig. 8, explaining them simply due to the atomic multiplet structure. The shifts are typical renormalizations occurring in quantum impurity models. Especially the sharp peak at  $\epsilon_0 = 0.25$  eV in the  $a_{1g}$ -DOS is part of the lower Hubbard band, i.e., the Fermi energy is located at the upper edge of the lower Hubbard band, leading to the observed filling close to 1. These explanations show that no Kondo-resonances are seen in the LDA+DMFT (QMC) spectra at these elevated temperatures, consistent with experiment. Note also that the structures in the  $e_g$ -band around  $\epsilon_0 = 1.5$  eV are related to corresponding features in the LDA  $e_g$ -band located roughly 1.5 eV below the main structure at 0.75 eV (see Fig. 6). The double peak structure at  $\epsilon_0 > 0$ , on the other hand, consists of two different processes with excitation energies  $\epsilon_0 = 0$  and  $\epsilon_0 = J$ , respectively. Finally, the peak around  $\epsilon_0 = 4$  eV in the  $e_g$  DOS can be identified as an excitation into a triply occupied state  $j \uparrow j \downarrow i \downarrow$  with energy  $U - 3J$ .

The orbital occupation, which confirms the earlier conjecture based on the LDA+U approach,<sup>33</sup> can be readily understood from the previous analysis of the LDA band structure. There we found that the center of mass of the  $a_{1g}$  orbital is 0.26 eV lower than the corresponding value for the  $e_g$  orbitals. In the absence of Coulomb correlations the bandwidth is significantly larger than this energy difference, i.e., this splitting does not have any significant effect. However, with a Coulomb interaction  $U = 3.0$  eV, which is significantly larger than the kinetic energy term (bandwidth  $W \approx 2$  eV), this small difference in connection with the smaller bandwidth of the  $a_{1g}$  orbitals will favor a localization of the electrons in the  $a_{1g}$  orbital for energetic reasons.

### C. Paramagnetic susceptibility: Competition of two exchange processes

The LDA+DMFT (QMC) result that roughly one electron is localized in the  $a_{1g}$  orbital has several immediate consequences, which can be tested with experimental findings. A rather direct consequence is that the electron localized on the  $a_{1g}$  orbital leads to a local moment corresponding to  $S = 1/2$  per Vanadium atom and thus a Curie-like susceptibility, consistent with experiment. The remaining 0.5 electrons per V ion in the metallic  $e_g$  band will lead to a small and temperature independent Pauli contribution to the susceptibility.

From an experimental point of view, the magnetic properties of  $\text{LiV}_2\text{O}_4$  pose several puzzles.  $\text{LiV}_2\text{O}_4$  exhibits a paramagnetic Curie-Weiss susceptibility<sup>4,7,9,10,11,12,13,15,16,17,19,20,22,23,24,25,26,27,28,29,30</sup>

$\chi(T) = C/(T - \theta_0) + \chi_0$  in the temperature range 50{1000 K. The best fit to the experimental data is obtained under the assumption that the magnetic susceptibility  $\chi(T)$  is the sum of a Curie-Weiss and a  $T$ -independent

part  $0$ , which contains Pauli paramagnetic, core diamagnetic and orbital Van Vleck contributions to the total susceptibility.<sup>17</sup> If all V-3d electrons (1.5 per V ion) would equally contribute to the formation of a local moment, one would expect a mixture of  $S = 1$  and  $S = 1/2$  vanadium ions and consequently an effective paramagnetic moment 2.34. If only one localized electron in the  $a_{1g}$  orbital contributes to the Curie constant the effective paramagnetic moment is 1.73. However, the experimentally observed values of the Curie constants, as discussed above, in general are close to the latter value of the effective paramagnetic moment or slightly larger. Under the assumption that the local spin  $S$  is exactly  $1/2$  one gets a slightly enhanced  $g$ -factor from experiment. Whereas the negative Curie-Weiss temperature in the range  $T = 20 \dots 60$  K indicates antiferromagnetic interactions between local  $S = 1/2$  moments, the large  $g$ -value points towards ferromagnetic interactions between local moments and conduction electrons.<sup>22,30</sup>

A similar ambiguity is revealed by the results of  $^7\text{Li}$  NMR measurements. The spin-lattice relaxation rate  $1/T_1(T)$  shows a broad maximum around 30–50 K and becomes almost temperature independent above 400 K. The high temperature data ( $T > 50$  K) have been interpreted either as an indication of localized magnetic moments,<sup>17</sup> or, on the contrary, as characteristics of an itinerant electron system close to a ferromagnetic instability.<sup>15</sup>

The debate on the relevant magnetic interactions was continued after the spin fluctuation spectrum of  $\text{LiV}_2\text{O}_4$  was determined by means of quasielastic neutron scattering.<sup>18</sup> These neutron data showed a transition from ferromagnetic correlations at elevated temperatures ( $T > 40$  K) to antiferromagnetic spin fluctuations with a wave vector  $q = 0.7 \text{ \AA}^{-1}$  at low temperatures ( $T < 40$  K), as shown in Fig. 9. However, a subsequent inelastic neutron scattering study on  $\text{LiV}_2\text{O}_4$  merely revealed the continuous evolution of antiferromagnetic fluctuations out of a high-temperature paramagnetic state without indications of ferromagnetic interactions at elevated temperatures.<sup>20</sup>

In order to clarify these inconsistencies, most recently, a polarized neutron scattering study on a new set of  $\text{LiV}_2\text{O}_4$  samples has been performed.<sup>74</sup> Full 3-directional polarization analysis allows for an unambiguous separation of the nuclear, magnetic and spin incoherent cross-section, respectively. The measured magnetic cross-section has been fitted and the corresponding real-space spin correlations extracted by employing the reverse Monte Carlo method. The data show a temperature induced cross-over from purely ferromagnetic nearest neighbor spin correlations at high temperatures ( $T > 40$  K) to a coexistence of ferromagnetic (nearest neighbor) and antiferromagnetic (second nearest neighbor) correlations at low temperatures. The corresponding oscillatory behavior of the real-space spin correlations at low temperature can be described purely phe-

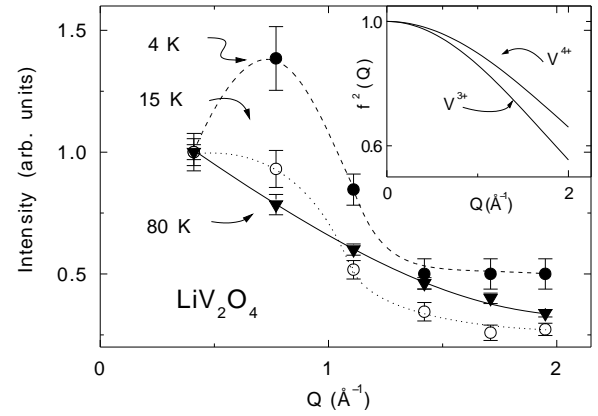


FIG. 9:  $Q$ -dependence of the energy-integrated quasielastic scattering intensity of  $\text{LiV}_2\text{O}_4$  at 4, 15, and 80 K. For comparison, the inset shows the  $Q$ -dependence according to the square of the neutron magnetic form factor of the two Vanadium configurations possible in  $\text{LiV}_2\text{O}_4$ . At elevated temperatures, the much stronger reduction of the scattering intensity upon increasing  $Q$  points towards ferromagnetic spin correlations. The maximum around  $Q = 0.7 \text{ \AA}^{-1}$  at 4 K indicates antiferromagnetic fluctuations. Dashed or dotted lines are guides to the eye only (taken from Ref.<sup>18</sup>).

nomenologically assuming a RKKY-type interaction with  $S(S+1)=0.2$  and  $k_F = 0.45 \text{ \AA}^{-1}$  for a simple parabolic band.<sup>74</sup> Let us estimate the band filling per Vanadium ion that this particular value for  $k_F$  corresponds to. For a parabolic band we have

$$\frac{N_e}{N_{\text{sites}}} = n = \frac{1}{N_{\text{sites}}} \int_{k < k_F} d^3k = 2 \frac{a^3}{2} \frac{4}{3} \frac{k_F^3}{3};$$

where  $a = 8.227 \text{ \AA}$  is the lattice constant. For  $k_F = 0.45 \text{ \AA}^{-1}$  we obtain  $n = 1.714$  per cubic unit cell, i.e., a conduction band filling of 0.43 per Vanadium ion, since there are four Vanadium ions per unit cell. Note that this value perfectly coincides with the filling of the  $e_g$  band as obtained within our LDA/DMFT calculation, thus giving further experimental confirmation of our proposed picture of a separation of the Vanadium  $d$ -states into a strongly correlated  $a_{1g}$  orbital with one localized electron and weakly localized  $e_g$  orbitals which form a metallic band filled with 0.5 electrons.

The evolution of antiferromagnetic spin correlations with  $q = 0.7 \text{ \AA}^{-1}$  at low temperatures is now experimentally well established. However, the temperature-induced cross-over from ferromagnetic to RKKY-like spin correlations is still unclear at present.

We performed LDA+DMFT (QMC) calculations of the high-temperature magnetic susceptibility for a set of different inverse temperatures  $\beta = 5, 7, 9, 10, 11, 12, 13 \text{ eV}^{-1}$  and magnetic fields  $B = 0.005, 0.01, 0.02 \text{ eV}$ . The results are shown as triangles for a Hund's exchange coupling  $J = 0.8 \text{ eV}$  and  $J = 0$  in Fig. 10 together with a fit to a



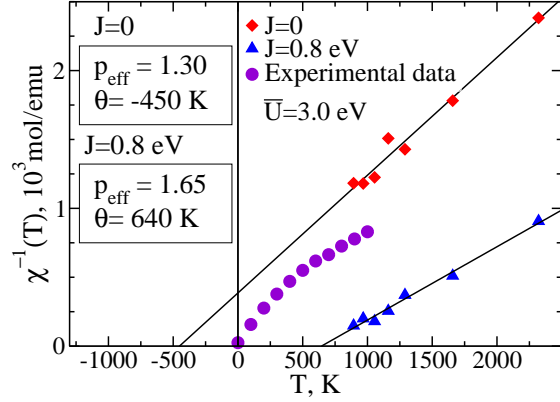


FIG. 10: Inverse Curie-Weiss spin susceptibility  $\chi^{-1}(T)$  for  $\text{LiV}_2\text{O}_4$  obtained by LDA+DMFT (QMC) calculation at  $U = 3.0$  eV,  $J = 0$  (diamonds) and  $J = 0.8$  eV (triangles), in comparison to experimental data<sup>17</sup> (circles). For i)  $J = 0$  the Curie-Weiss constant is  $\theta = -450$  K and the effective paramagnetic moment is  $p_{\text{eff}} = 1.30$ ; for ii)  $J = 0.8$  eV we obtain  $\theta = 640$  K and  $p_{\text{eff}} = 1.65$ . Solid lines are least squares fits to the LDA+DMFT (QMC) data.

Curie-Weiss law<sup>72</sup>

$$\chi^{-1}(T) = N_A \frac{2 p_{\text{eff}}^2}{3 k_B (T - \theta)} :$$

The resulting value of the Curie-Weiss temperature is  $\theta = 640$  K for  $J = 0.8$  eV, the fitted Curie-Weiss constant  $C$  gives an effective magnetic moment  $p_{\text{eff}}^2 = g^2 S(S+1) = 3.28$ , which corresponds to an effective paramagnetic moment  $p_{\text{eff}} = 1.65$ . The deviation from  $p_{\text{eff}} = 1.73$  for a spin  $S = 1/2$  can be accounted for if one recalls that the occupancy of the  $a_{1g}$  orbital is not exactly 1 but 0.88. Such a reduced occupancy should ideally lead to a decrease of  $p_{\text{eff}}$  from 1.73 to 1.56. The slightly larger (calculated) value  $p_{\text{eff}} = 1.65$  is due to contributions from the  $e_g$  states. For the calculation with  $J = 0$ , where  $a_{1g}$  and  $e_g$  orbitals do not couple via a local exchange interaction the value of the effective paramagnetic moment is 1.3, which agrees with the expectations if one takes into account that for  $J = 0$  the occupancy of the  $a_{1g}$  orbital is 0.75, and hence  $p_{\text{eff}} = 1.73 \cdot 0.75 = 1.3$ .

While our value of  $p_{\text{eff}}$  is in good agreement with known experimental data, the large ferromagnetic Curie-Weiss temperature of about 640 K is in contrast with experiment. A similar result was obtained by Anisimov et al.,<sup>33</sup> where a rather strong effective ferromagnetic intersite exchange parameter  $J_{\text{dex}} = 530$  K (which is the sum of direct and double exchanges) was obtained. A ferromagnetic exchange coupling between local moments in  $\text{LiV}_2\text{O}_4$  can be readily understood in the double exchange picture. The presence of two types of d-electrons, localized ones forming local moments and delocalized ones producing a partially filled, relatively broad

band, is a necessary ingredient for the double exchange mechanism, resulting in a strong ferromagnetic coupling between local moments. This requirement is fulfilled in the case of  $\text{LiV}_2\text{O}_4$  with one electron localized in the  $a_{1g}$  orbital and a 1/8 filled broad  $e_g$  band.

A second important condition for the double exchange mechanism is Hund's intra-atomic exchange, i.e., the ferromagnetic exchange interaction between electrons within the  $t_{2g}$  states. If one switches off this intra-atomic exchange interaction, the double exchange mechanism will be switched off, too. This becomes apparent from the result of our calculations for  $\chi^{-1}(T)$  with Hund's exchange  $J$  equal to zero (see Fig. 10, diamonds). Again, we obtain a Curie-Weiss like behavior with an  $p_{\text{eff}} = 1.3$ . This time, however, the Curie-Weiss temperature  $\theta_{\text{dir}} = -450$  K is negative, i.e., pointing to an effective antiferromagnetic exchange. In the absence of intra-atomic exchange and  $a_{1g}$ - $e_g$  hybridization, the only contribution to an exchange coupling can arise from the direct hybridization between the  $a_{1g}$  electrons. Obviously, this will result in the observed antiferromagnetic exchange coupling.

These results clearly show that, neglecting  $a_{1g}$ - $e_g$  hybridization, one has to expect a subtle competition in  $\text{LiV}_2\text{O}_4$  between antiferromagnetic direct exchange resulting from  $a_{1g}$ - $a_{1g}$  hybridization and ferromagnetic double exchange from  $e_g$ - $e_g$  hybridization. Obviously, for the present set of Coulomb parameters the ferromagnetic contribution wins in our DMFT calculations. Note, that this result is a direct consequence of the value of  $J$  used in our calculations. There are also available experimental results from high-energy spectroscopy, which lead one to expect a value of  $J = 0.65 \pm 0.7$  eV<sup>73</sup> instead of  $J = 0.8$  eV used in our calculation. We found that such a smaller value of  $J$  do not change our results significantly.

There is, however, an important part missing in our present calculation. Since we use the LDA DOS and not the full Hamiltonian in the DMFT calculations, the  $a_{1g}$ - $e_g$  hybridization is neglected completely. As has been pointed out by Anisimov et al.,<sup>33</sup> this hybridization can give rise to an antiferromagnetic Kondo coupling between  $a_{1g}$  and  $e_g$  orbitals. The value of this additional exchange coupling was estimated to be  $J_K = -630$  K.<sup>33</sup> Thus, in  $\text{LiV}_2\text{O}_4$  there are possibly three important exchange interactions present between the  $a_{1g}$  and  $e_g$  electrons of the V 3d shell: ferromagnetic double exchange ( $\sim 1090$  K), antiferromagnetic direct exchange ( $-450$  K) and antiferromagnetic Kondo exchange ( $-630$  K). All these interactions effectively cancel, eventually leading to a small Curie-Weiss temperature of the order of 0 K in accordance with experiment.

Finally, one puzzle remains, namely that the data from neutron scattering experiments show ferromagnetic spin fluctuations at high temperatures.<sup>18,74</sup>

The competing exchange terms described above may also explain the change from antiferromagnetic to ferromagnetic spin fluctuations at  $T \sim 40$  K found in neutron scattering experiments. This is about the same energy

scale as the Kondo temperature. Thus, one might argue that, while below  $T_K$  the combined antiferromagnetic direct and Kondo exchanges are stronger than the ferromagnetic double exchange, this changes above  $T_K$  where the Kondo effect becomes ineffective, such that the ferromagnetic exchange prevails.

#### IV. CONCLUSION

We investigated the effect of Coulomb correlations on the electronic structure, orbital state and magnetic properties of  $\text{LiV}_2\text{O}_4$ . The analysis of the non-interacting partial densities of state obtained by standard LDA calculations shows that, while the trigonal splitting of the  $t_{2g}$  states into  $a_{1g}$  and  $e_g$  orbitals is not strong enough to produce separate bands, it leads to a significant difference in the effective bandwidths and average energy of the trigonal orbitals. The LDA+DMFT (QMC) calculations gave orbital occupancies and spectra which indicate a nearly complete localization of one electron out of 1.5 3d electrons per V ion in the  $a_{1g}$  orbital, while the  $e_g$  orbitals form a relatively broad partially filled metallic band. The calculated temperature dependence of the paramagnetic susceptibility corresponds to the experimentally observed Curie-Weiss law and gives an effective

paramagnetic moment  $p_{\text{eff}} = 1.65$  in agreement with experimental data. The experimentally observed small value of the Curie-Weiss temperature, formerly a puzzle, is supposed to be the result of a competition between three different contributions to the effective exchange interaction between  $a_{1g}$  and  $e_g$  electrons in the V 3d shell: ferromagnetic double exchange, antiferromagnetic direct exchange and antiferromagnetic Kondo exchange. The present calculations show a dominance of the first, but including the hybridization between  $a_{1g}$  and  $e_g$ , an almost cancellation of all three becomes possible leading to the experimentally observed small residual antiferromagnetic Curie-Weiss temperature.

#### Acknowledgments

We thank A. Oles, A. Loidl, D. Singh, M. Korotin, P. Horsch and V. Eyert for very useful discussions and A. Sandvik for making available his maximum entropy program. This work was supported in part by the Deutsche Forschungsgemeinschaft through Sonderforschungsbereich 484 (DV, TP, GK, AK, IN) and the Russian Foundation for Basic Research through grants RFFI-01-02-17063 (VA, IN) and RFFI-02-02-06162 (IN).

- 
- <sup>1</sup> K. Andres, J.E. Graebner, and H.R. Ott, Phys. Rev. Lett. 35, 1779 (1975).
  - <sup>2</sup> G.R. Stewart, Rev. Mod. Phys. 56, 755 (1984).
  - <sup>3</sup> G. Aeppli and Z. Fisk, Comments Condens. Matter Phys. 16, 155 (1992).
  - <sup>4</sup> S. Kondo, D.C. Johnston, C.A. Swenson, F. Borsa, A.V. Mahajan, L.L. Miller, T. Gu, A.I. Goldman, M.B. Maple, D.A. Gajewski, E.J. Freeman, N.R. Dilley, R.P. Dickey, J. Merrin, K. Kojima, G.M. Luke, Y.J. Uemura, O. Chmaitse, and J.D. Jorgensen, Phys. Rev. Lett. 78, 3729 (1997).
  - <sup>5</sup> R. Ballou, E. Lelievre-Berna, and B. Fak Phys. Rev. Lett. 76, 2125 (1996), and references therein.
  - <sup>6</sup> S.A. Carter, T.F. Rosenbaum, P.M. et al., J.M. Honig, and J. Spalek, Phys. Rev. B 48, 16841 (1993).
  - <sup>7</sup> C. Urano, M. Nohara, S. Kondo, F. Sakai, H. Takagi, T. Shiraki, and T. Okubo, Phys. Rev. Lett. 85, 1052 (2000).
  - <sup>8</sup> K. Kadowaki and S.B. Woods, Sol. St. Com. 58, 507 (1986).
  - <sup>9</sup> D.C. Johnston, C.A. Swenson, and S. Kondo, Phys. Rev. B 59, 2627 (1999).
  - <sup>10</sup> T. Hayakawa, D. Shimada and N. Tsuda, J. Phys. Soc. Jpn. 58, 2867 (1989).
  - <sup>11</sup> S. Kondo, D.C. Johnston, and L.L. Miller, Phys. Rev. B 59, 2609 (1999).
  - <sup>12</sup> M. Onoda, H. Imai, Y. Amako, and H. Nagasawa, Phys. Rev. B 56, 3760 (1997).
  - <sup>13</sup> M. Lohmann, J. Henberger, M. Nicklas, H.A. Krug von Nidda, A. Loidl, M. Klemm, G. Obermeyer, and S. Hom, Physica B 259-261, 963 (1999).
  - <sup>14</sup> A. Fujimori, K. Kawakami and N. Tsuda, Phys. Rev. B 38, 7889 (1988).
  - <sup>15</sup> N. Fujiwara, H. Yasuoka, and Y. Ueda, Phys. Rev. B 57, 3539 (1998).
  - <sup>16</sup> N. Fujiwara, H. Yasuoka, and Y. Ueda, Phys. Rev. B 59, 6294 (1999).
  - <sup>17</sup> A.V. Mahajan, R. Sala, E. Lee, F. Borsa, S. Kondo, and D.C. Johnston, Phys. Rev. B 57, 8890 (2000).
  - <sup>18</sup> A. Krimmel, A. Loidl, M. Klemm, H. Schober, and S. Hom, Phys. Rev. Lett. 82, 2919 (1999); Phys. Rev. B 61, 12578 (1998); Physica B 276-278 766 (2000).
  - <sup>19</sup> W. Trinkl and A. Loidl, M. Klemm, and S. Hom, Phys. Rev. B 62, 8915 (2000).
  - <sup>20</sup> S.H. Lee, Y. Qiu, C. Broholm, Y. Ueda, and J.J. Rush, Phys. Rev. Lett. 86, 5554 (2001).
  - <sup>21</sup> K. Fujiwara, H. Yoshioka, K. Miyoshi, J. Takeuchi, T.C. Kobayashi, and K. Amaya, Physica B 312-313, 913 (2002).
  - <sup>22</sup> D.C. Johnston, cond-mat/9910404.
  - <sup>23</sup> F. Takagi, K. Kawakami, I. Maekawa, Y. Sakai, and N. Tsuda, J. Phys. Soc. Jpn. 56, 444 (1987).
  - <sup>24</sup> Y. Nakajima, Y. Amamiya, K. Ohnishi, I. Terasaki, A. Maeda, and K. Uchinokura, Physica C 185-189, 719 (1991).
  - <sup>25</sup> Y. Ueda, N. Fujiwara, and H. Yasuoka, J. Phys. Soc. Jpn. 66, 778 (1997).
  - <sup>26</sup> H. Kessler and M.J. Sienko, J. Chem. Phys. 55, 5414 (1971).
  - <sup>27</sup> B.L. Chamberland and T.A. Hewston, Solid State Comm. Vol. 58, No. 10, pp. 693-695 (1986).
  - <sup>28</sup> M. Bando, N. Buttgen, V. Fritsch, J. Henberger, H. Kaps,

- H. A. Kug von Nidda, M. Nicklas, K. Pucher, W. Trinkl, A. Loidl, E. W. Scheidt, M. Klemm, and S. Hom, *Eur. Phys. J. B* 25, 289-298 (2002).
- <sup>29</sup> K. Miyoshi, M. Ihara, K. Fujiwara, and J. Takeuchi, *Phys. Rev. B* 65, 092414 (2002).
- <sup>30</sup> D. C. Johnston, T. Ami, F. Borsa, M. K. Crawford, J. A. Fernandez-Baca, K. H. Kim, R. L. Harlow, A. V. Mahajan, L. L. Miller, M. A. Subramanian, D. R. Torgeson and Z. R. Wang, *Springer Ser. Solid State Sci.* 119, 241 (1995)
- <sup>31</sup> W. Kohn, L. J. Sham, *Phys. Rev. A - Gen. Phys.* 140, 1133 (1965); L. J. Sham, W. Kohn, *Phys. Rev.* 145 N 2, 561 (1966).
- <sup>32</sup> L. Hedin and B. Lundqvist, *J. Phys. C: Solid State Phys.* 4, 2064 (1971); U. von Barth and L. Hedin, *J. Phys. C: Solid State Phys.* 5, 1629 (1972).
- <sup>33</sup> V. I. Anisimov, M. A. Korotin, M. Zol, T. Pruschke, K. LeHur, and T. M. Rice, *Phys. Rev. Lett.* 83, 364 (1999).
- <sup>34</sup> O. K. Andersen, *Phys. Rev. B* 12, 3060 (1975); O. Gunnarsson, O. Jepsen, and O. K. Andersen, *Phys. Rev. B* 27, 7144 (1983).
- <sup>35</sup> V. I. Anisimov, J. Zaanen, and O. K. Andersen, *Phys. Rev. B* 44, 943 (1991); *J. Phys.: Condens Matter* 9, 767 (1997).
- <sup>36</sup> V. Eyert, K. H. Hock, S. Hom, A. Loidl, and P. S. Rieborough, *Europhys. Lett.* 46, 762 (1999).
- <sup>37</sup> A. R. Williams, J. Kubler, and C. D. Jr. Gellat, *Phys. Rev. B* 19, 6094 (1979).
- <sup>38</sup> J. Matsuno, A. Fujimori, and L. F. Mattheiss, *Phys. Rev. B* 60, 1607 (1999).
- <sup>39</sup> L. F. Mattheiss and D. R. Hamann, *Phys. Rev. B* 33, 823 (1986).
- <sup>40</sup> O. K. Andersen, *Phys. Rev. B* 12, 3060 (1975).
- <sup>41</sup> L. F. Mattheiss and W. Weber, *Phys. Rev. B* 25, 2258 (1982).
- <sup>42</sup> D. J. Singh, P. Blaha, K. Schwarz, and I. J. M. Azin, *Phys. Rev. B* 60, 16359 (1999).
- <sup>43</sup> D. J. Singh, Planewaves, Pseudopotentials and the LAPW Method (Kluwer Academic, Boston, 1994).
- <sup>44</sup> P. Blaha, K. Schwarz, and J. Luitz, Vienna University of Technology, 1997 [improved and updated Unix version of the WIEN code, published by P. Blaha, K. Schwarz, P. Sorantin, and S. B. Trickey, *Comput. Phys. Commun.* 59, 399 (1990)].
- <sup>45</sup> S. H. Wei and H. Krakauer, *Phys. Rev. Lett.* 55, 1200 (1985); D. Singh, *Phys. Rev. B* 43, 6388 (1991).
- <sup>46</sup> C. M. Varma, *Phys. Rev. B* 60, R6973 (1999).
- <sup>47</sup> H. Kusunose, S. Yotsuhashi, and K. Miyake, *Phys. Rev. B* 62, 4403 (2000).
- <sup>48</sup> J. Hopkinson and P. Coleman, *cond-mat/0203288*.
- <sup>49</sup> J. Hopkinson and P. Coleman, *Physica B* 312, 711 (2002).
- <sup>50</sup> S. Fujimoto, *Phys. Rev. B* 65, 155108 (2002).
- <sup>51</sup> S. Burdin, D. R. Grempel, and A. Georges, *cond-mat/0107288*.
- <sup>52</sup> B. Reuter and J. Jaskowski, *Angew. Chem.* 72, 209 (1960).
- <sup>53</sup> H. Wada, M. Shiga, and Y. Nakamura, *Physica B* 161, 197 (1989).
- <sup>54</sup> O. Chmaissem and J. D. Jorgensen, S. Kondo, and D. C. Johnston, *Phys. Rev. Lett.* 79, 4866 (1997).
- <sup>55</sup> V. Eyert and K. H. Hock, *Phys. Rev. B* 57, 12727 (1998).
- <sup>56</sup> K. Terakura, T. Oguchi, A. R. Williams, and J. Kubler, *Phys. Rev. B* 30, 4734 (1984).
- <sup>57</sup> W. Metzner and D. Vollhardt, *Phys. Rev. Lett.* 62, 324 (1989).
- <sup>58</sup> D. Vollhardt, in *Correlated Electron Systems*, edited by V. J. Emery, World Scientific, Singapore, 1993, p. 57.
- <sup>59</sup> Th. Pruschke, M. Jarrell, and J. K. Freericks, *Adv. in Phys.* 44, 187 (1995).
- <sup>60</sup> A. Georges, G. Kotliar, W. Krauth, and M. J. Rozenberg, *Rev. Mod. Phys.* 68, 13 (1996).
- <sup>61</sup> V. I. Anisimov, A. I. Poteryaev, M. A. Korotin, A. O. Anokhin, and G. Kotliar, *J. Phys. Cond. Matter* 9, 7359 (1997).
- <sup>62</sup> A. Lichtenstein and M. I. Katsnelson, *Phys. Rev. B* 57, 6884 (1998).
- <sup>63</sup> K. Held, I. A. Nekrasov, N. Blümer, V. I. Anisimov, and D. Vollhardt, *Int. J. Mod. Phys. B* 15, 2611 (2001); K. Held, I. A. Nekrasov, G. Keller, V. Eyert, N. Blümer, A. K. McMahan, R. T. Scalettar, T. Pruschke, V. I. Anisimov, and D. Vollhardt, *cond-mat/0112079* (Published in *Quantum Simulations of Complex Many-Body Systems: From Theory to Algorithms*, eds. J. Grotendorst, D. Marks, and A. Muramatsu, NIC Series Volume 10 (NIC Directors, Forschungszentrum Jülich, 2002) p. 175-209. (ISBN 3-00-009057-6)
- <sup>64</sup> J. E. Hirsch and R. M. Fye, *Phys. Rev. Lett.* 56, 2521 (1986); M. Jarrell, *Phys. Rev. Lett.* 69, 168 (1992); M. Rozenberg, X. Y. Zhang, and G. Kotliar, *Phys. Rev. Lett.* 69, 1236 (1992); A. Georges and W. Krauth, *Phys. Rev. Lett.* 69, 1240 (1992); M. Jarrell in *Numerical Methods for Lattice Quantum Many-Body Problems*, edited by D. Scalapino, Addison Wesley, 1997. For review of QMC for DMFT see<sup>63</sup>
- <sup>65</sup> For a review on the maximum entropy method see M. Jarrell and J. E. Gubernatis, *Physics Reports* 269, 133 (1996).
- <sup>66</sup> I. A. Nekrasov, K. Held, N. Blümer, A. I. Poteryaev, V. I. Anisimov, and D. Vollhardt, *Euro. Phys. J. B* 18, 55 (2000).
- <sup>67</sup> K. Held, G. Keller, V. Eyert, V. I. Anisimov, and D. Vollhardt, *Phys. Rev. Lett.* 86, 5345 (2001).
- <sup>68</sup> M. B. Zol, Th. Pruschke, J. Keller, A. I. Poteryaev, I. A. Nekrasov, and V. I. Anisimov, *Phys. Rev. B* 61, 12810 (2000).
- <sup>69</sup> A. Liebsch and A. Lichtenstein, *Phys. Rev. Lett.* 84, 1591 (2000).
- <sup>70</sup> Ph. Lambin and J. P. Vigneron, *Phys. Rev. B* 29, 3430 (1984).
- <sup>71</sup> O. Gunnarsson, O. K. Andersen, O. Jepsen, and J. Zaanen, *Phys. Rev. B* 39, 1708 (1989); V. I. Anisimov and O. Gunnarsson, *Phys. Rev. B* 43, 7570 (1991).
- <sup>72</sup> Recently the Curie-Weiss law was derived analytically in dynamical mean-field theory for the Hubbard model (K. Byczuk and D. Vollhardt, *Phys. Rev. B* 65, 134433 (2002)).
- <sup>73</sup> J. Zaanen and G. A. Sawatzky extracted the value of  $J=0.64$  eV obtained from Racah parameters for V ions (*J. Solid State Chem.* 88, 8 (1990)) using the procedure, described in J. S. Griffith, *The Theory of Transition Metal Ions* (Cambridge University Press, Cambridge, 1971). T. Mizokawa and A. Fujimori deduced from the cluster-model analyses of the photoemission spectra  $J=0.68$  eV (*Phys. Rev. B* 54, 5368-5380 (1996)).
- <sup>74</sup> A. Krimmel, A. P. Murani, J. R. Stewart, A. Ibarra-Palos, P. Strobel and A. Loidl, *Acta Physica Polonica*, in print (Proceedings of the International Conference on Strongly Correlated Electron Systems, Krakow 2002)