

the details of the model. We derive exactly the exact expressions for the clustering and degree of a network of small world properties in the whole parameter space. We discuss these networks in the light of the present detailed analysis.

7.23.Ge, 05.70.Ln

ION

has been devoted to of a wide range of so- be described as net- internet [3, 4, 5, 6] or communities [8], food- networks [10, 11, 12,], in which nodes rep- and links the physical y, many of these net- properties and dynam- ented for by classical r, small-world prop- erties [17] (where s defined as the num- ched) seem to emerge verning the topology al properties imply a d a short average dis- siderable impact on aking place on top of e (SF) networks have om damage (absence [20] and prone to epi- hold) [21, 22, 23, 24]. ological properties of d-world and scale-free on-trivial degree cor- Recently, an interest- duced by Klemm and

study how clusterin the resilience to dan networks [26, 27].

In this paper we r model. We find an a imal values of active In addition, large so noticeable variability In particular, the d m for the general ca topology is also sus construction algorithm. simulations we stud the whole range of n eters. We calculate and connectivity cor variability with resp Extensive numerical picture presented he

In the generated small-world propert we find a network of number of nodes for topology is therefor star-shaped graphs. one dimensional lat properties. In part cesses might be hea age distance among to a one-dimensional cuss the properties

set of active nodes \mathcal{A} ,
 k denotes the in-degree of
 the model is quite sensitive
 3 are performed and,
 the following cases.

before step 3.

after step 3.

is solved analytically
 on, after introducing
 the node has in-degree
 order of steps 2 and
 in-degree distribution

(2)

using $a = m$. In this
 inversely proportional
 as $(m + k^{\text{in}})^{-1}$ and the
 be $P(k) = 2m^2k^{-3}$.
 in mechanism the net-
 cient that approaches
 limit [25].

is claimed that finite
 ty distribution shows
 vior. We shall see in
 0 the model presents
 which yields a con-
 the $m \rightarrow \infty$ limit. In
 ology is very sensible
 ving algorithms.

with probability

$$p_d(K) = \frac{1}{1 + \dots}$$

Each time the oldest
 increases by one and
 oldest node has in-
 it is not deactivated
 degree 2, 3, ... $K -$
 creating a deactivat
 the probability that
 in $K - 2$ steps and

$$\tilde{P}(K) =$$

$$=$$

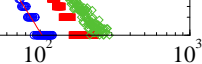
where $\Gamma(x)$ is the s
 the other hand, eve
 deactivated, the oth
 Hence, in the $K -$
 generation of a node
 in-degree 1 are crea
 with in-degree 1 cre

$$\tilde{P}_1 = \sum_{K=1}^{\infty}$$

Therefore, the in-de

$$P(k^{\text{in}}) = C$$

where C is a consta
 condition $\sum_{k^{\text{in}}} P(k^{\text{i}}$



A for $a = m$, network of m . The continuous $\gamma = 2$ given by Eq. (10). The exponent γ as a function of a .

previous expression use to obtain that the in-degree distribution behavior

$$\gamma = 2 + a. \quad (9)$$

and nodes is m then the out-degree) is $m + k^{\text{in}}$ shifted by m . For the degree distribution

$$P(k) \sim k^{-\gamma} \quad (10)$$

$$P(k) \sim k^{-\gamma} \quad (11)$$

distribution obtained from Eq. (9) for $a = m$. For $m = 2$ we find agreement with the data (Fig. 1), with a power law exponent $\gamma = 4$. In the limiting case $a \rightarrow 0$ predicts the exponent $\gamma = 2$. Hence,

$$3 < \gamma \leq 4 \quad (11)$$

The probability that a node has degree K is given by

$$\tilde{P}(K) = \frac{1}{K} P(K)$$

$$= \frac{1}{K} C K^{-\gamma}$$

In the process of creating a network of nodes of in-degree K , the number of nodes with in-degree K is

$$\tilde{P}_0 = \sum_{K=1}^{\infty} \tilde{P}(K)$$

Thus, the analytic expression for the degree distribution is

$$P(k^{\text{in}}) = C k^{-\gamma}$$

with the normalization condition

$$C = \tilde{P}_0^{-1}$$

From here follows the expression for the degree distribution (where $k = m + k^{\text{in}}$)

$$P(k) = \begin{cases} \frac{\Gamma(2)}{\Gamma(a+1)} k^{-\gamma} & k \geq m+1 \\ 0 & k < m+1 \end{cases}$$

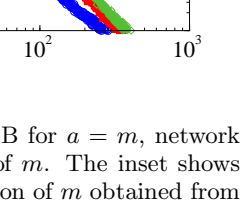


FIG. 2: Scaling of the network size N versus the parameter m for $a = m$, network of m . The inset shows the scaling of m obtained from the network size N .

show a power law decay continuously increasing with m such that for $m < 10$ the scaling differs from the power law.

For $a = 1$ the analytic solution is readily seen from the scaling of the network size.

In fact, the solution in the thermodynamic limit of the weight of the nodes with respect to the nodes of degree k is rooted in the exponent $\gamma = -2$, which in the thermodynamic limit, model B has average degree $\langle k \rangle = 1$. This implies that there is a scaling of the network size N in the thermodynamic limit, $N \sim m^{-1}$, dependence that is not seen in the solution since we are in the finite network limit. We can find the general form of the degree distribution imposed by N nodes, $P_N(k) \sim k^{-\gamma}$, such that there is a cutoff at k_c . Assuming that the network has the same functional form as the power law, $a = 1$

$$P_N(k) \sim k^{-\gamma}$$

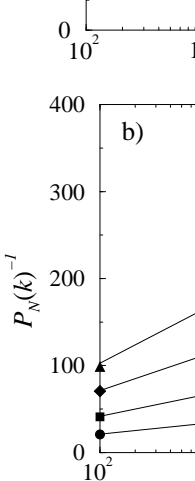


FIG. 3: Scaling of the network size N versus the parameter m for $a = m = 1$, network of size N , for (a) $k = 1$ and (b) $k = 2$. The lines represent least-squares fits to the data. The inset shows $P_N(k)^{-1} \sim \ln N$ in (b).

approximation that results in

$$C_1 = 1 - \frac{2 \ln(3)}{\ln \left(\frac{1 + \sqrt{5}}{2} \right)}$$

For finite SF networks, $P(k) \sim k^{-\gamma}$, the maximum degree is finite, $k_c \sim N^{1/(\gamma+1)}$, $k_c \sim N$, and thus, for

$$1 - C_1$$

tion has a divergent

own that the deactivation order in which steps 2 re distributions with a depending on the or rather sensible to the ge of variation. This ous works where this [27], prompting that n those works should

EFFICIENT

tribution and compute function of the node r we can perform an of a and m and for compute the clustering network as undirected al degree of the node

node i is defined by

$$(24)$$

ween the neighbors of imum possible value model new edges are and the added node. active nodes and in- reover, all the active time we add a node increases by one and

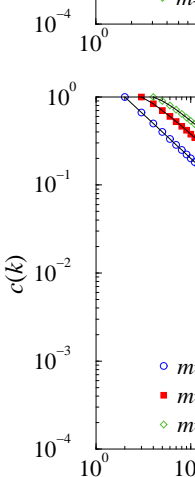


FIG. 4: Clustering coefficient for different values of m . Numerical simulations of network size $N = 10^5$ are compared with the analytical solution.

i was created. Besides degree m , thus $e_i(0) = 1$. Integrating Eq. (24) and substituting the result that $t = k_i - m$, we

$$\begin{aligned} c(k) &= \frac{m}{k} \\ &= \frac{2(m-1)}{k} \end{aligned}$$

where the last expression follows from some algebraic manipulation.

s of the neighbors of the quantity $k_{nn,i}$ does degree of the node i . relations are present. the degree of the node ed. In particular, we ation. In the first sit- ty will connect more s; a property referred e opposite side, it is ng”; i.e. highly con- ed to nodes with low

n the node is added , where $\langle k \rangle_{\mathcal{A}}$ is the rs. Then, if the node eighbor of the $m - 1$ y time a new node is creases by $(m - 1) +$ the remaining $m - 1$ e and the m because nce

$$), \quad (28)$$

this equation, taking $D_i(0) = m \langle k \rangle_{\mathcal{A}}$ and hat

$$+ m \langle k \rangle_{\mathcal{A}} \quad (29)$$

Now, when an active remains fixed but the will still increase until he infinite time limit,

$$(30)$$

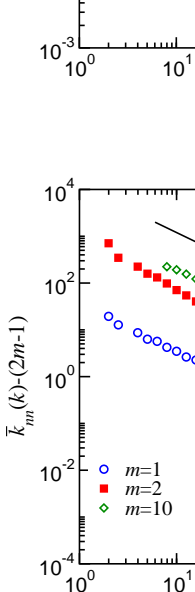
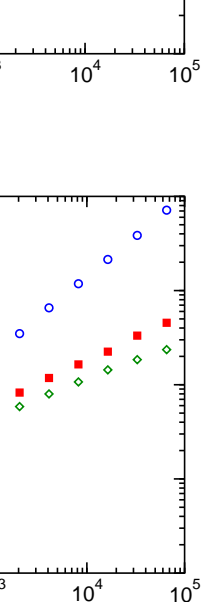


FIG. 5: Average near degree k for different from numerical simul up to a network size tions. The continuous dependency $\bar{k}_{nn}(k) -$

time average of $\langle k \rangle$ nectivity of any dea ($m = 2$ for model . gree of an active no the degree of the re remaining nodes have with $m = 2$, and de dependently of the Therefore in this c



ee as a function of the
f m . The points were
f (a) model A and (b)
 5 , averaging over 1000

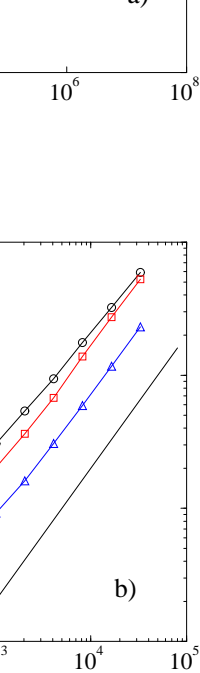
$1/k$ even for $m \neq 2$,
the case of model B,
 $m = 1$ and $m = 10$
values of m . Thus,
n the active node de-
for intermediate val-
we find that correla-
e of “disassortative”
s are preferably con-
s. It is also worth

limit $\gamma = 3$ for m
mically with N . O
 $2 \leq \gamma < 3$, $\langle \bar{k}_{nn} \rangle_N$
law. This implies th
and that in the the
form first the limit N
connectivity curve
larger values. This
nearest neighbor cor
quantity since the k
after the $N \rightarrow \infty$ li
 N is related to a ge
diverging connectivi
the detailed balance

VI. DIAMETER

Another fundame
networks is identifi
length among node
minimum path betw
imum number of in
versed to go from n
path length $\langle d \rangle$ is th
tance averaged over
network. Similarly,
the largest among t
nodes in the network

While regular net
tices) have a diam
inverse of the Eucli
works show striking
erage one can go fr
the system by pass
intermediate nodes

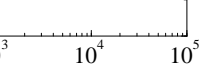


and the average shortest
 cent values of m . The
 ke of clarity, the curve
 factor 5.

implies that the topol-
 approaching those of a
 rds, the deactivation
 properties.

sensation of the deac-
 in Fig. 8 the illustra-
 del B and $a = m = 3$.

FIG. 8: Illustration of
 deactivation model B.
 The linear topology is
 evident.



random walker on the
dimensional lattice,
 $V = 10^5$ nodes, as well
9 with 6301 nodes.

all discuss in the last
properties might have
properties of the net-

CONCLUSIONS

vided a detailed anal-
roduced in Ref. [25].
being very sensible to
the model and slight
a. The most striking
is depending on the
usly active nodes m
e. when the deactiva-
es' total degree. The
approaching the value
properties of networks
 $1 \leq m \leq 10$. Along
previous works, we
sting degree correla-
ind marked disassor-
connected nodes link
s. The analytical ex-
is obtained and re-
trikingly, the SF and

the percolation tran-
are extremely robust
natural question is t
properties of SF net-
general results obta
this reason, several
fect of such correlat
ring on these netwo
Ref. [26] it has been
threshold in the cas
B.

The presence of a
model has been trac
cient and the finite
connectivity of the l
we have shown her
connectivity in the
size. What appears
erties of spreading
ear structure, with
In a coarse grained
dominated by the
chain. In order to
a standard random
Fig. 9 we plot the m
dom walker, $\langle R^2(t) \rangle$
brackets denote an
random walk on 250
fusive system, as wo
lattice, we would ex
the deactivation me
sive behavior, with
as $\langle R^2(t) \rangle^{1/2} \sim t^{0.4}$
on the deactivation
expected from its n
ysis of spreading an
work cannot, theref

by the introduction of
the usual absence of
perspective, it would be

pean commission F
33555. R.P.-S. ackn
Ministerio de Cienci

Rev. Mod. Phys. **74**, 47

endes, Adv. Phys. **51**,

C. Faloutsos, Comput.

Pietronero, Europhys.

, and A. Vespignani,
(2001).

, and A. Vespignani,

Barabási, Nature **401**,

(2001).

Theor. Biol. **214**, 405

283 (2001).

ási, and Z. N. Oltvai,

Smith, and T. Kepler,

aritan, and A. Vespig-
ection networks (2001),

Graphs & digraphs
lo Park, 1986).

th. Inst. Hung. Acad.

Nature **393**, 440 (1998).

ence **286**, 509 (1999).

Barabási, Nature **406**,

n, S. H. Strogatz, and

[24] Y. Moreno, R. P.
Phys. J. B **26**, 52

[25] K. Klemm and V.
(2002).

[26] V. M. Eguíluz
in structured sca
mat/0205439.

[27] P. Crucitti, V. L.
Efficiency of scal
ance (2002), e-pr

[28] K. Klemm and V.
(2002).

[29] M. Abramowitz
mathematical functions

[30] E. Ravasz and A.
in complex netwo

[31] M. E. J. Newman
e-print cond-mat

[32] M. Boguñá and
ing in correlated
mat/0205621.

[33] M. Boguñá, R.
Absence of epid
with connectivity
mat/0208163.

[34] A. L. Lloyd and

[35] R. Pastor-Satorra
036104 (2001).

[36] Z. Dezsö and A.-I.
(2002).

[37] C. P. Warren, L.
phy in a scale-fr
mat/0207324.

[38] J. Marro and R.