

Fano resonance in electronic transport through a quantum wire with a side-coupled quantum dot: X-boson treatment

R. Franco[†] and M. S. Figueira[‡]

Instituto de Física, Universidade Federal Fluminense (UFF), Av. Litorânea s/n,
24210-340 Niterói, Rio de Janeiro, Brasil, Caixa Postal 100.093

E. V. Anda[‡]

Departamento de Física, Pontifícia Universidade Católica do Rio de Janeiro,
22452-970 Rio de Janeiro, Brasil, Caixa Postal 38071

(Dated: April 14, 2024)

The transport through a quantum wire with a side coupled quantum dot is studied. We use the X-boson treatment for the Anderson single impurity model in the limit of $U \rightarrow \infty$. The conductance presents a minimum for values of $T = 0$ in the crossover from mixed-valence to Kondo regime due to a destructive interference between the ballistic channel associated with the quantum wire and the quantum dot channel. We obtain the experimentally studied Fano behavior of the resonance. The conductance as a function of temperature exhibits a logarithmic and universal behavior, that agrees with recent experimental results.

PACS numbers: 73.63.Kv, 73.63.-b, 85.35.Ds

I. INTRODUCTION

Quantum dots (QD) are small droplets of electrons confined in the three spatial directions. In these systems the charge and energy are quantized as it occurs in natural atoms. The electron transport in this "artificial atom" nanodevice is a topic of intense research. Experiments performed in a single electron transistor (SET), [1] and by scanning tunnelling microscopy (STM) on a single magnetic impurity on a metallic surface [2], showed that the Kondo resonance, predicted theoretically in these systems [3] and experimentally measured [4], is present simultaneously with a Fano resonance. The Fano resonance appears when there is a quantum interference process in a system consisting of a continuous degenerated spectrum with a discrete level, both non-interacting. The interference is produced among the electrons that circulate along the two channels of the system constituted by the discrete level and the continuous band. In general the device is designed such that the current goes through the dot itself. Recently, another configuration in which the dot is laterally linked to the quantum wire has been studied, [5]. This situation mimics to some extent a metallic compound doped by magnetic impurities. As in the problem of the metal, theoretical studies of a dot laterally attached to a wire have shown that the Kondo effect interferes with the transport channel reducing and eventually eliminating the transmission of charge along it. A similar configuration has been proposed where the dot is laterally attached to a ring threaded by a magnetic field [6].

Theoretically, these systems can be described by the Anderson single impurity model (AIM). Structures with dots embedded or side coupled to leads or interacting coupled quantum dots have been studied using a variety of numerical and diagrammatic Green's function techniques [3, 7]. The slave boson mean field theory (SBMFT) [8, 9], in particular, has been applied to study these systems in the limit of the Coulomb repulsion $U \rightarrow \infty$ and at low temperatures. This approximation is attractive because with a small numerical effort, it is capable of qualitatively describes the Kondo regime, although in a restricted region of the system parameter space. Unfortunately, the SBMFT presents unphysical second order phase transitions outside this region. The impurity decouples from the rest of the system when $T > T_K$, where T_K is the Kondo temperature, or when $\mu > E_f$, where μ is the chemical potential and E_f is the energy of the localized level [10, 11]. To circumvent these problems and maintaining the simplicity of the calculation and the ideas involved, recently we introduced the X-boson method [11, 12, 13], inspired in the slave boson formalism. We solve the problem of non-conservation of probability (completeness) using the chain cumulant Green's functions [14, 15, 16, 17]. These ideas were used to solve the AIM and the Periodic Anderson Model. We remove the spurious phase transitions of the SBMFT, which permits to study the system for a range of temperatures that includes the $T > T_K$ region.

In this work we apply the X-boson method for the single impurity case to describe the transport problem through a quantum wire with a side coupled QD as represented in Fig. 1, in the limit of $U \rightarrow \infty$, without restriction in the temperature.

Our results are in good agreement with experimental measurements, in particular we reproduce the Fano behavior of the resonance and the logarithmic dependence of the conductance dip amplitude as a function of temperature.

[†]Electronic address: rfranco@ifuff.br

[‡]Electronic address: gueira@ifuff.br

[‡]Electronic address: anda@spuc-rio.br

Kondo Channel

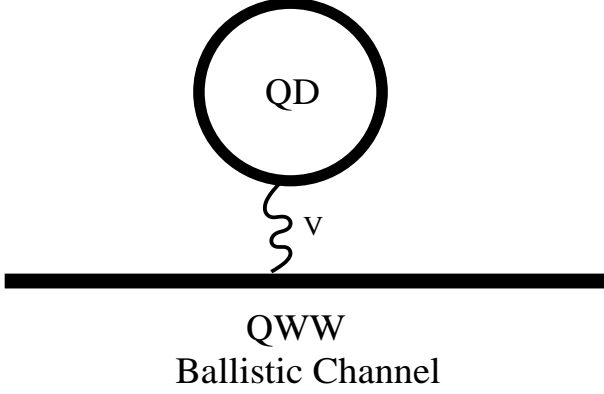


FIG. 1: Pictorial representation of the quantum well wire (QWW) coupled via hybridization (V) with a side quantum dot (QD).

ature [1] in a SET and we obtain for the conductance as function of temperature a logarithmic and universal behavior [4, 18]. We restrict our analysis to systems that are not in the extreme Kondo regime because the X-boson approach, in its present form, follows closely the Friedel sum rule in the fixed-valence and in the moderate Kondo regime, but fails to fulfil it in the extreme Kondo regime, when E_f is far below the chemical potential ($= 0$ in our case).

II. MODEL, METHOD AND CONDUCTANCE

The model we use to describe the system is the Anderson impurity Hamiltonian in the $U = 1$ limit, employing the Hubbard X operators to project out the states with double occupation on the QD. We obtain

$$H = \sum_{k;\uparrow} E_k; c_{k;\uparrow}^\dagger c_{k;\uparrow} + \sum_{k;\downarrow} E_k; c_{k;\downarrow}^\dagger c_{k;\downarrow} + \sum_{k;\uparrow} V_{f;k} X_{f;0}^\dagger c_{k;\uparrow} + V_{f;k} c_{k;\uparrow}^\dagger X_{f;0} : (1)$$

The first term of the equation represents the Hamiltonian of the conduction electrons (c-electrons), associated with the wire. The second term describes the QD and the last one corresponds to the interaction between the c-electrons and the QD. This Hamiltonian can be treated by the X-boson cumulant approach [11, 12, 13] for the impurity case.

At low temperature and bias voltage, electron transport is coherent and a linear-response conductance is given by the Landauer-type formula [5]

$$G = \frac{2e^2}{h} \sum_{\uparrow} \frac{\partial n_F}{\partial \epsilon} S(\epsilon) d\epsilon; \quad (2)$$

where n_F is the Fermi distribution function and $S(\epsilon)$ is the transmission probability of an electron with energy ϵ , given by,

$$S(\epsilon) = 4 \Gamma_{QD}^2 \Gamma_f^2; \quad (3)$$

where $\Gamma = V^2$ is the coupling between the QD and the wire, with $\Gamma = \frac{V^2}{2D}$ and $G_{QD}(\epsilon)$ is the Green function at the site of the QD with spin \uparrow : It can be written in terms of the Green's functions of the localized level $G_f(\epsilon)$ and the conduction electrons, $G_c(\epsilon)$: Supposing that the interaction between the dot and the rest of the system is independent of k and ϵ ; $V = V_{f;k}$, the Green function at the QD can be written as,

$$G_{QD}(\epsilon) = G_c V G_f V G_c + G_c; \quad (4)$$

In the chain X-boson method, the cumulant Green's function, considering a constant density of states for the wire, $D(\epsilon) = \frac{1}{D}$ are given by [11, 12, 13]

$$G_f(z) = \frac{D}{z - E_f - \frac{V^2 D}{2D} \ln \frac{z+D}{z-D}}; \quad (5)$$

$$G_c(z) = \frac{1}{2D} \ln \frac{z+D}{z-D}; \quad (6)$$

$$G_{fc}(z) = \frac{\frac{V D}{2D} \ln \frac{z+D}{z-D}}{z - E_f - \frac{V^2 D}{2D} \ln \frac{z+D}{z-D}}; \quad (7)$$

where $z = \epsilon + i0^+$, the quantity $D = \hbar X_{0,0} i + n_f$ is responsible for the correlation in the chain X-boson approach and lead to essential differences with the uncorrelated case obtained using the slave-boson method [11] and the conduction Green function $G_c(z)$ represents a ballistic channel. The occupation number of the quantum dot is given by $n_{QD} = 2n_f$, where n_f is the occupation number of the electrons with spin \uparrow in the QD and $E_f = E_f + \mu$, where μ is a parameter of the X-boson method given by [11]

$$= \frac{V^2}{D} \sum_{\uparrow} \frac{d \ln \rho_f(\epsilon)}{d\epsilon} \ln \frac{\epsilon + D}{\epsilon - D} \frac{(\epsilon^2 - D^2) n_F(\epsilon)}{(\epsilon^2 - D^2 + V^2 D)}; \quad (8)$$

where $\rho_f(\epsilon) = \sum_{\uparrow} \rho(\epsilon - \epsilon_i)$ is the density of states at the QD and ϵ_i are the poles of the $G_f(\epsilon)$.

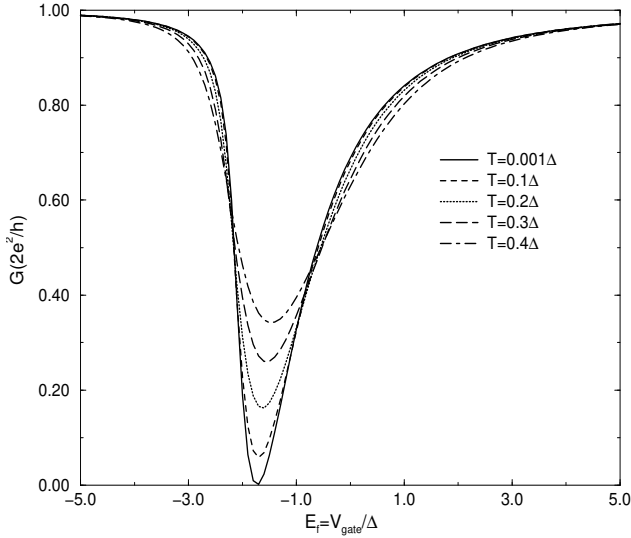


FIG. 2: Conductance G vs $E_f = V_{\text{gate}}/\Delta$ for different temperatures (low temperatures).

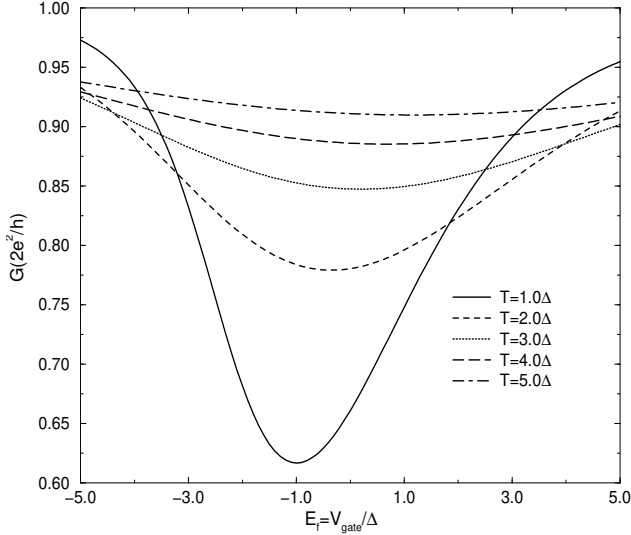


FIG. 3: Conductance G vs $E_f = V_{\text{gate}}/\Delta$ for different temperatures (high temperatures).

III. RESULTS AND DISCUSSION

The Figs. 2,3 show the conductance in units of $2e^2/h$, as function of the gate voltage V_{gate} , given in units of Δ , for different temperatures. We represent the low and high temperature regions in Fig. 2 and 3 respectively. In all the cases we consider $D = 100$ and $\Gamma = 0.0$. The gate potential, V_{gate} is controlled experimentally [1, 4] and allow us to modify the energy position level E_f of the quantum dot ($E_f = V_{\text{gate}}$), which is renormalized by the \tilde{E}_f parameter ($\tilde{E}_f = V_{\text{gate}} + \Lambda$) according to the X-boson method. The conductance possesses an asymmetric Fano resonance shape, which agrees well with theoretical and experimental results [1, 7, 19]. We obtained

similar results to the one obtained by the SBMFT [5], at intermediate to low temperatures region $T < T_K$ as can be seen from Fig. 2. In Fig. 3, we present the conductance for $T > T_K$ as a function of the gate voltage for different temperatures. In this region the SBMFT conductance is incorrect due to the spurious second order phase transition associated with this method which decouples the QD from the rest of the system.

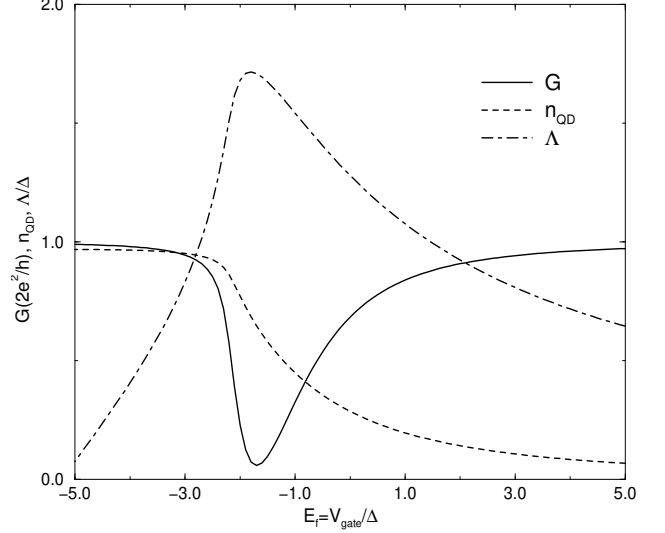


FIG. 4: Conductance G , charge in the QD, n_{QD} and Λ parameter vs $E_f = V_{\text{gate}}/\Delta$ at $T = 0.1$.

In Fig. 4 we present at $T = 0.1$, the Λ parameter, the occupation number n_{QD} (charge in the QD) and the conductance vs V_{gate}/Δ . The minimum of the conductance and the maximum of the Λ parameter correspond to the same value of V_{gate} . The asymmetric shape of the curves in Fig. 4, as mentioned above, is a result of the Fano behavior of the resonance. When the dot is in the Kondo regime where $\tilde{E}_f = 0$; the electron has a channel to get through the system, going up and down to the dot. This trajectory interferes with the path the electrons take when they go straight along the leads, without visiting the dot, giving rise to a Fano shape. In Fig. 5 we display the same results shown in 4 as a function of $\tilde{E}_f = (V_{\text{gate}} + \Lambda)/\Delta$. In contrast with the Fig. 2, we obtain a symmetric curve for the conductance, which shows that the Fano behavior of the resonance is associated with the renormalization of the parameters of the system due to the Kondo effect.

In Fig. 6 we show the minimum conductance amplitude as a function of temperature, in units of $2e^2/h$. The logarithmic behavior presented in the interval between $0.2 < T < 2.0$, agrees well with the experimental results obtained by Gores et al in a SET [1] (with $1.0K$) and reflects the crossover from the mixed-valence to the Kondo regime, where the X-boson is a reliable approximation.

In Fig. 7 we present the conductance G vs temperature $T = \Delta/k_B$, for different values of $E_f = V_{\text{gate}}/\Delta$: We de-

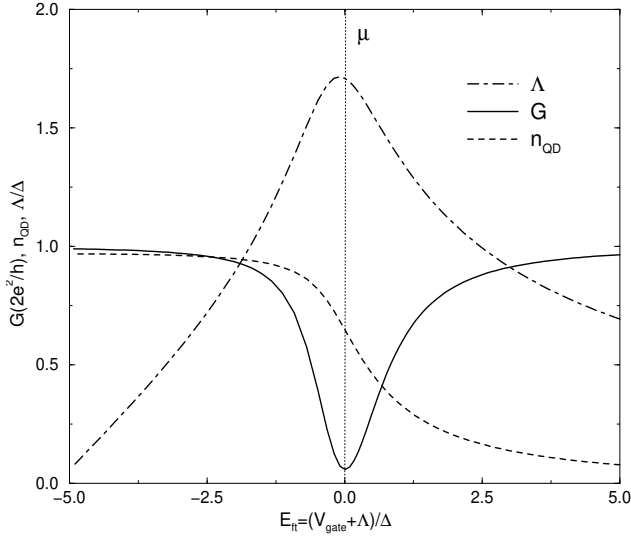


FIG. 5: X-boson parameter Δ , Conductance G and charge in the QD, n_{QD} vs $E_f = (V_{gate} + \mu)/\Delta$ at $T = 0.1$.

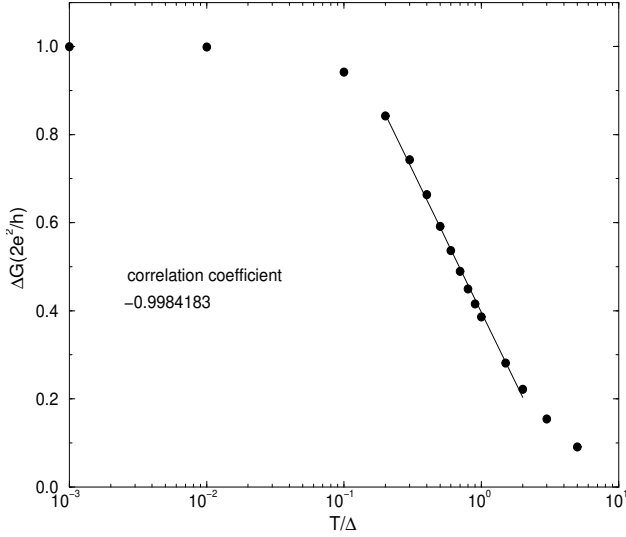


FIG. 6: Dip amplitude conductance ΔG measured from the background conductance (the "distance" between the minimum of the curve and the conductance value $G = 1.0$), as function of $T =$ (see Figs. 2,3).

scribe the gradual crossover from the quasi-empty quantum dot to the Kondo regime. The conductance exhibits a minimum at high temperature that moves to the low temperature region as E_f approaches the chemical potential level $\mu = 0$. This minimum is associated with the energy required to excite an electron from the chemical potential energy up to the level E_f . These results are in qualitative agreement with a recent theoretical calculation [20], applying Wilson numerical renormalization group approach (NRG) for a embedded QD in a quantum wire, taking into account that the minimum in our case corresponds to the maximum in this work.

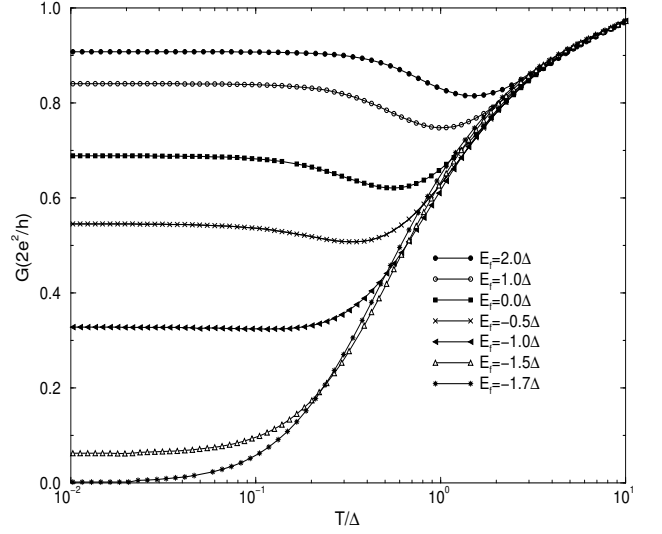


FIG. 7: Conductance G as a function of $T =$, at different values of $E_f = V_{gate} =$, (crossover from the quasi-empty QD to the Kondo regime).

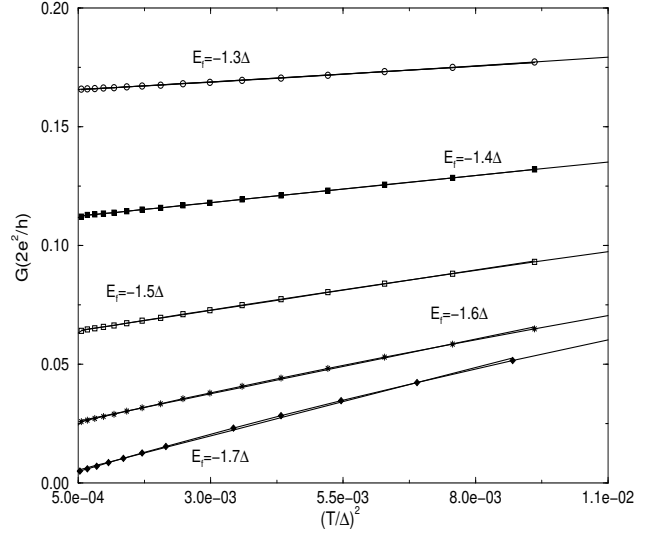


FIG. 8: Conductance G as a function of $(T =)^2$, at different values of $E_f = V_{gate} =$. The linear behavior of the curves agrees well with the expected Fermi liquid behavior from the mixed valence to the Kondo regime.

The Fig. 8 shows, at low temperatures ($T \ll T_K$), the conductance G vs $(T =)^2$, for values of E_f that corresponds to the crossover from the mixed valence to the Kondo regime. The linear behavior of the curves agree well with the expected Fermi liquid behavior, that can be represented by the equation [18]

$$G = G_{min} + \frac{T}{T_K}^2; \quad (9)$$

where α is a parameter and G_{min} is the conductance at

$T = 0$. The different slopes of the straight lines obtained reflect the different values of T_K for each E_f .

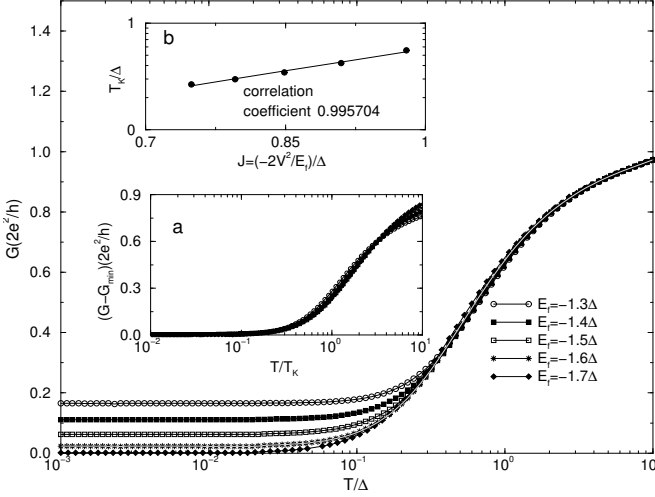


FIG. 9: Conductance G as a function of T , at different values of $E_f = V_{\text{gate}} =$. In the inset a we show the universal behavior of the crossover region from the mixed valence to the Kondo regime; in the inset b we show the exponential dependence of T_K as a function of $J = -2V^2/E_f$.

The Fig. 9 presents the Conductance G vs T : It shows a minimum at low temperatures and a logarithmic and universal behavior for intermediate temperatures. This logarithmic evolution is a manifestation of the crossover from the mixed-valence to the Kondo regime, as a consequence of the renormalization of the localized level as the temperature is varied. The deviation from the logarithmic behavior is associated with the beginning of the high temperatures limit. The inset a shows $G - G_{\text{min}}$ vs $\frac{T}{T_K}$ revealing the universal behavior of the conductance at the Kondo regime while the inset b present the expected exponential behavior for the Kondo temperature T_K as function of $J = \frac{-2V^2}{E_f}$. The values of T_K are obtained from the straight lines slopes of the Fig. 8 taking for the parameter of Eq. (9), the value that results from adopting the Lacroix's definition of the Kondo temperature [21] for the case $E_f = -1.7$ (T_K is the temperature that corresponds to the minimum of $d < c_1^V f_1 > = dT$). The universal behavior agrees with experimental and theoretical results for an embedded QD [4, 18], taking into account that for this configuration, the maximum of G corresponds in our case to a minimum.

In Fig. 10 we present the charge in the QD as a function of T for all regimes of the model, at different values of $E_f = V_{\text{gate}} =$. We can compare the X-boson results with the very accurate results obtained [22, 23] using a numerical renormalization group (NRG) calculation. The X-boson charge in the quantum dot exhibits the same shape as obtained by this method (see their Fig. 6). At high temperatures, in all cases, the charge goes to the correct high temperature limit of $2/3$.

These results permit to consider the X-boson approx-

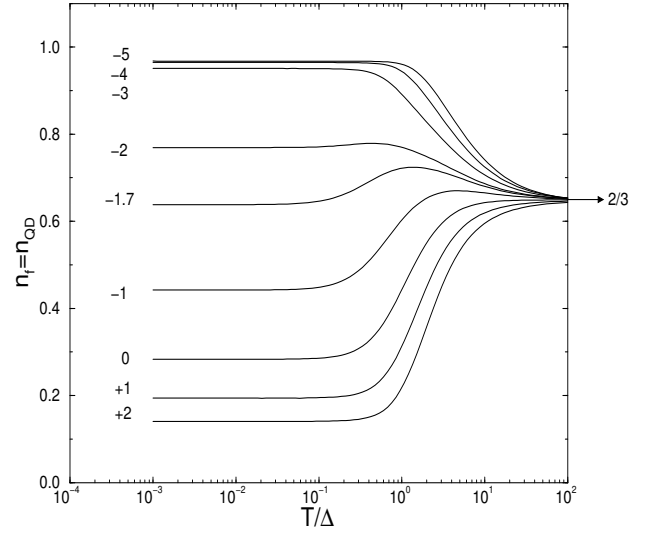


FIG. 10: Charge in the QD, n_{QD} as a function of $T =$, at different values of $E_f = V_{\text{gate}} =$, for all regimes of the model.

imation as a quantitative correct method in the empty dot regime and in the crossover from the mixed valence to the Kondo regime, for all temperatures and for all values of the parameters of the model, although it is not reliable in the extreme Kondo limit (when E_f is far below the chemical potential $= 0$), where the Friedel sum rule [24] is not fulfilled. This behavior makes this method complementary to the Non Crossing Approximation (NCA) that is satisfactory in the extreme Kondo limit but does not behave adequately along the crossover from the mixed valence to the empty dot regime at low temperatures. This is a consequence of the fact that in the NCA, the Kondo resonance survive even in the empty orbital regime producing a spurious high density of states at the Fermi level [23].

IV. SUMMARY AND CONCLUSIONS

We have calculated the conductance for a quantum wire with a side coupled QD as a function of gate voltage and temperature, for $U = 1$. Our results agree well with recent experimental studies [1, 4]. We obtain the Fano shape for the conductance, its suppression at the Kondo regime at $T = 0$, due to destructive interferences between the Kondo channel (QD) and the conduction channel (quantum wire) and the logarithmic behavior of the conductance dip amplitude as function of temperature as reported in a recent experiment [1]. This behavior is a manifestation of the crossover from the mixed-valence to the Kondo regime and is valid for the conductance within this region. These results agree with experimental works for a QD embedded in a quantum wire [4]. We obtain a universal behavior of the conductance as a function of temperature for different values of E_f that as well agrees with recent experimental results [4] for an embedded QD

conjugation. We report novel results for the conductance as a function of temperature, below and above T_K for a lead with a side coupled QD conjugation. We were able to show that the X-boson approximation is a simple and appropriate tool to study mesoscopic transport including quantum dots in the Kondo regime.

Acknowledgments

We acknowledge Profs. M. E. Foglio (Unicamp) and A. A. Ligia (CAB-Bariolche) for helpful discussions and the

financial support from the Rio de Janeiro State Research Foundation (FAPERJ) and National Research Council (CNPq).

-
- [1] J. Gores, D. Goldhaber-Gordon, S. Heemeyer, M. A. Kastner, Hadas Shtrikman, D. Mahalu, and U. Meirav, *Phys. Rev. B* 62, 2188 (2000).
 - [2] M. M. Adhavam, W. Chen, T. Jamneala, M. F. Crommie, N. S. Wingreen, *Science* 280, 567 (1998); J. Li, W. D. Schneider, R. Berndt and B. Delley, *Phys. Rev. Lett.* 80, 2893 (1998).
 - [3] L. I. Glazman and V. Chandrasekar, *Europhys. Lett.* 19, 623 (1992); T. K. Ng and P. A. Lee, *Phys. Rev. Lett.* 61, 1768 (1988); L. I. Glazman and M. E. Raikh, *JETP Lett.* 47, 452 (1988); S. Hershfeld, J. H. Davies and J. W. Wilkins, *Phys. Rev. Lett.* 67, 3720 (1991); Y. Meir, N. S. Wingreen and P. A. Lee, *Phys. Rev. Lett.* 70, 2601 (1993); N. S. Wingreen and Y. Meir, *Phys. Rev. B* 49, 11040 (1994); M. A. Davidovich, E. V. Anda, J. R. Iglesias and G. Chiappe, *Phys. Rev. B* 55, 7335 (1997).
 - [4] D. Goldhaber-Gordon, J. Gores, M. A. Kastner, Hadas Shtrikman, D. Mahalu and U. Meirav, *Phys. Rev. Lett.* 81, 5225 (1998).
 - [5] K. Kang, S. Y. Cho, J. J. Kim, and S. C. Shin, *Phys. Rev. B* 63, 113304 (2001).
 - [6] H. P. Eckle, H. Johannesson and C. A. Staord, *Phys. Rev. Lett.* 87, 016602 (2001); E. V. Anda, C. Busser, G. Chiappe and M. A. Davidovich, *Phys. Rev. B* 66, 035307 (2002).
 - [7] V. Ferrari, G. Chiappe, E. V. Anda and M. A. Davidovich, *Phys. Rev. Lett.* 82, 5088 (1999); C. A. Busser, E. V. Anda, A. L. Lima, M. A. Davidovich and G. Chiappe, *Phys. Rev. B* 62, 9907 (2000); M. E. Torio, K. Hallberg, A. H. Ceccatto and C. R. Proetto, *Phys. Rev. B* 65, 085302 (2002); A. A. Ligia and C. R. Proetto, *Phys. Rev. B* 65, 165305 (2002).
 - [8] P. Coleman, *Phys. Rev. B* 29, 3035 (1984).
 - [9] D. M. Newns, N. Read, *Advances in Physics*, 36 799 (1987); A. C. Hewson, *The Kondo Problem to Heavy Fermions - Cambridge Studies in Magnetism - Cambridge University Press* (1993); A. Georges and Y. Meir, *Phys. Rev. Lett.* 82, 3508 (1999); Pedro A. Orellana, G. A. Lara and Enrique V. Anda, *Phys. Rev. B*, 65, 155317 (2002).
 - [10] P. Coleman, *J. Magn. Magn. Mat.*, 47 & 48, 323 (1985).
 - [11] R. Franco, M. S. Figueira and M. E. Foglio, *Phys. Rev. B* 66, 045112 (2002).
 - [12] R. Franco, M. S. Figueira and M. E. Foglio, *J. Magn. Magn. Mat.*, 226 & 230, 194 (2001).
 - [13] R. Franco, M. S. Figueira and M. E. Foglio, *Physica A* 308, 245 (2002).
 - [14] M. S. Figueira, M. E. Foglio and G. G. Martinez, *Phys. Rev. B* 50, 17933 (1994).
 - [15] M. E. Foglio and M. S. Figueira, *J. Phys. A: Math. Gen.* 30, 7879 (1997).
 - [16] M. E. Foglio, M. S. Figueira, *International Journal of Modern Physics B* 12, 837 (1998).
 - [17] M. S. Figueira and M. E. Foglio *J. Phys.: Condens. Matter* 8, 5017 (1996).
 - [18] D. Gerace, E. Pavarini, and L. C. Andreani, preprint cond-mat/0202011 (2002).
 - [19] B. R. Bulka and P. Stefanski, *Phys. Rev. Lett.* 86, 5128 (2001).
 - [20] T. A. Costi, *Phys. Rev. B* 64, 241310 (2001).
 - [21] B. H. Bernhard, C. Lacroix, J. R. Iglesias and B. Coqblin, *Physica B* 259-261, 227 (1999); B. H. Bernhard, C. Lacroix, *Phys. Rev. B* 60, 12149 (1999).
 - [22] T. A. Costi, A. C. Hewson and V. Zlatić, *J. Phys. Condens. Matter* 6, 2519 (1994).
 - [23] T. A. Costi, J. Kroha and P. Woelke, *Phys. Rev. B* 53, 1850 (1996).
 - [24] D. C. Langreth, *Phys. Rev.* 150, 516 (1966); A. C. Hewson, *The Kondo Problem to Heavy Fermions - Cambridge Studies in Magnetism - Cambridge University Press* (1993).