

# Hydrodynamics for inelastic Maxwell model

Hisao Hayakawa

Graduate School of Human and Environmental Studies, Kyoto University, Kyoto 606-8501

(January 19, 2022)

## Abstract

Hydrodynamic equations for an inelastic Maxwell model are derived from the inelastic Boltzmann equation based on a systematic Chapman-Enskog perturbative scheme. Transport coefficients appear in Navier-Stokes order have been determined as a function of the restitution coefficient  $e$ , which cannot be defined for small  $e$  as a result of the high energy tail of the velocity distribution function obeying a power law. The dispersion relations for the linearized equation around a homogeneous cooling state have been obtained.

## I. INTRODUCTION

The history of statistical mechanics begins with the gas kinetic theory of elastically interacting particles. It is well known that the Maxwell-Boltzmann distribution for the velocity distribution function (VDF) plays a key role in statistical mechanics [1], and the relaxation of nonuniform dilute gases to the equilibrium state is described by the Boltzmann equation [2]. Hydrodynamic equations have also been derived from the Boltzmann equation based on the Chapman-Enskog method [3]. On the other hand, when there are inelastic interactions among particles, the behavior of collections of particles is completely different from that of elastic particles: There are no equilibrium states and any spatially homogeneous states are no longer achieved. Such a collection of the particles having inelastic interactions is called the granular gas whose physical realization can be observed in rings of planets, small planets, suspended particles in fluidized beds, and rapid granular flows etc. [4].

A proper set of hydrodynamic equations for granular fluids depend on situations. In some cases, granular particles are condensate and the fluid obeys Bagnolds' scaling in which shear stress is proportional to the square of strains. This flow is called a 'frictional flow' and achieved in many situations under the gravity [5]. The derivation of Bagnolds' scaling is not difficult if we adopt a phenomenology [6] but is complicated if we wish to derive it from a microscopic motion of particles. On the other hand, there are some flows dominated by binary collisions among particles. We call this flow a 'collisional flow' or a 'rapid granular flow' and its constitutive equation is similar to that of the Navier-Stokes equation, i.e., the shear stress is proportional to the strains [7]. For rough particles near the boundaries, we may need to consider the effects of spins of particles [8], but for smooth particles we do not need such the complications.

For collisional granular flows, we may have a standard procedure to derive hydrodynamic equations starting from the inelastic Boltzmann equation. The most of papers assume inelastic hard-core collisions among particles. In fact, there are some important investigations along this line. Jenkins and Savage [9] assume that the velocity distribution function obeys

the local Maxwellian, and derive a set of hydrodynamic equations. Later, Lun et al. [10], and Jenkins and Richman [11] remove the ansatz of the local Maxwellian and derive hydrodynamic equations. Recently, Sela and Goldhirsch [12] indicate the insufficiency of the Grad expansion by Jenkins and Richman [11], and they have developed a systematic expansion of spatial inhomogeneity and small inelasticity. In practical sense, the method developed by Brey et al. [13] and Garzo and Dufty [14] is the most useful, in which they have extended the Chapman-Enskog method to gas particles with inelastic hard-core collisions. Their method seems to be reasonable and can be used for any inelasticities. However, the method adopted there contains some unclear points; (i) All of the methods contain two types of perturbations. One is for spatially inhomogeneity and another is for inelasticities. Although the result by Brey et al. [13] is comparable with numerical results with any inelasticities, the logical support of their method for inelastic particles far from the elastic limit is unclear. In fact, they assume that the VDF in a homogeneous state obeys a function with the lowest order Sonine expansion, which should be only valid for nearly elastic cases. (ii) Their analysis does not contain any information of tails in VDF which is believed to obey an exponential function and cannot be described by the expansion by the Sonine polynomials. The effect of tails may be small but it is unclear how it affects hydrodynamics.

The difficulties in the analysis of inelastic hard-core particles come from the form of the collisional integral which is proportional to the relative speed of colliding two particles. It is known, however, that the collisional integral of the Maxwell molecules which has the potential  $r^{-4}$  with the relative distance  $r$  of colliding two particles is independent of the relative speed [1,3,15]. Thus, the Maxwell model has been used for the analysis of the Boltzmann equation as the simplest model. Quite recently, this model is applied to kinetics of inelastic particles [16]. It is remarkable that a tail of the scaled velocity distribution function in a homogeneous cooling state of the inelastic Maxwell model can be obtained analytically [17-20]. The result of their analysis in which the tail of VDF obeys a power law is also interesting, because this result is consistent with the result of simulation in fluidized beds which has a long-ranged hydrodynamic interaction [21], and leads to some singularities

in higher order moments.

The objective of this paper is to derive a set of hydrodynamic equations from the inelastic Boltzmann equation systematically. For this purpose, we adopt the inelastic Maxwell model, and the Chapman-Enskog method developed by Brey et al. [13]. The organization of this paper is as follows. In the next section, we explain the derivation of hydrodynamics from the inelastic Boltzmann equation for the inelastic Maxwell model. The result contains the transport coefficients such as the viscosity, the thermal conductivity, and the 'diffusion' coefficient as a proportional constant to the density gradient in the heat flux. The detailed calculation for the homogeneous solution and the framework of the Chapman-Enskog solution, and explicit calculation of the transport coefficients are presented in Appendices A, B, and C, respectively. In Section III, we discuss the linear stability of the homogeneous cooling state. This requires consideration of the explicit form of VDF at the first order and some transport coefficients in Burnett order. Appendices D and E provide the calculations of these quantities. In Section IV, we discuss our result. In particular, we demonstrate that the scaling solution in a cooling state is equivalent to a steady state with the Gaussian thermostat. So the generalization of the analysis developed in this paper and others is relevant to discuss a steady systems of particles suspended by fluid flows. In Section V, we will conclude our results.

## II. BOLTZMANN EQUATION AND CHAPMAN-ENSKOG SOLUTION

### A. Framework of the Chapman-Enskog method

In this section, we derive the Chapman-Enskog solution of inelastic Boltzmann equation with inelastic Maxwell particles. Here we adopt the Chapman-Enskog method developed by Brey et al. [13] which is the most useful in the practical sense. We also restrict our interest to the case of three dimensional dilute gases. Thus, the argument is parallel to that by Brey et al. [13].

Let us assume low density gases of smooth identical particles with thermal mass  $m$ , the velocity  $\mathbf{v}$  and the diameter  $\sigma$ . Hydrodynamic variables to characterize the macroscopic behavior of the gas are the number density  $n(\mathbf{r};t)$ , the velocity field  $\mathbf{u}(\mathbf{r};t)$  and the temperature field  $T(\mathbf{r};t)$  defined by

$$n(\mathbf{r};t) = \int d\mathbf{v} f(\mathbf{r};\mathbf{v};t); \quad (1)$$

$$n(\mathbf{r};t)\mathbf{u}(\mathbf{r};t) = \int d\mathbf{v} \mathbf{v} f(\mathbf{r};\mathbf{v};t); \quad (2)$$

$$\frac{3}{2}n(\mathbf{r};t)T(\mathbf{r};t) = \int d\mathbf{v} \frac{1}{2}mV^2 f(\mathbf{r};\mathbf{v};t); \quad (3)$$

where  $V = |\mathbf{v}|$  and  $f(\mathbf{r};\mathbf{v};t)$  is the position and velocity distribution function.

The distribution function  $f(\mathbf{r};\mathbf{v};t)$  in our system obeys the inelastic Boltzmann equation

$$(\partial_t + \mathbf{v} \cdot \nabla) f = J[f; f]; \quad (4)$$

The collisional integral in the inelastic Maxwell model becomes

$$J[f; h] = \frac{1}{2} \left( \frac{T_0}{m} \right)^2 \int d\mathbf{v}_1 \int d\hat{\mathbf{e}} (e^{-1} b^{-1} - 1) f(\mathbf{r};\mathbf{v};t) h(\mathbf{r};\mathbf{v}_1;t) \quad (5)$$

where  $T_0$  is the characteristic temperature for the potential among particles,  $\mathbf{g} = \mathbf{v} - \mathbf{v}_1$ ,  $\hat{\mathbf{e}}$  is the unit vector along the line connecting centers of mass of contacting particles. The operator  $b^{-1}$  is the inverse of the collisional operator  $b$  which are defined as

$$b\mathbf{g} = \mathbf{g} - (1+e)(\mathbf{g} \cdot \hat{\mathbf{e}})\hat{\mathbf{e}} \quad (6)$$

$$b^{-1}\mathbf{g} = \mathbf{g} - \frac{1+e}{e}(\mathbf{g} \cdot \hat{\mathbf{e}})\hat{\mathbf{e}}; \quad (7)$$

where  $e$  is the coefficient of restitution which is ranged  $0 < e \leq 1$ . Here we assume that  $e$  is a constant for the simplification of our argument, though the actual coefficient of restitution depends on the impact velocity [22,23]. The effects of the impact velocity dependence of  $e$  to macroscopic hydrodynamics can be seen in ref. [24]. It should be noted that the operators  $b$  and  $b^{-1}$  satisfy

$$\hat{b}h(\hat{\mathbf{G}}; \mathbf{g}) = h(\hat{\mathbf{G}}; \hat{b}\mathbf{g}) \quad (8)$$

for an arbitrary function  $h$ , where  $\hat{b}$  is  $b$  or  $b^{-1}$ , and  $\hat{G} = (v + v_1) = 2$ . We indicate that our model is almost the same as that for inelastic hard-core particles. The difference appears through the simplification of the collisional integral: The term  $(g^+)(g^-)$  for hard-core model with the Heaviside function  $\Theta(x)$  is replaced by  $\frac{q}{T_0 m}$  with a constant  $\frac{q}{T_0 m}$ . As mentioned in introduction this simplification is justified for the potential obeying  $r^{-4}$  with the relative distance of colliding particles for  $e = 1$ . It should be noted that many of inelastic Maxwell models contain the factor  $\frac{q}{T m}$  instead of  $\frac{q}{T_0 m}$  in eq.(5) [16,18{20]. However, the choice of  $\frac{q}{T m}$  leads to inconsistent results with the elastic Maxwell model in the limit of  $e \rightarrow 1$ , e.g. the viscosity becomes proportional to  $\frac{p}{T}$ . Our choice ensures the consistent result with the elastic Maxwell model. Namely, the viscosity is proportional to  $T$ . Our model may be interpreted as follows. Particles feel the long-range repulsive interaction by the potential obeying  $r^{-4}$ , and the energy of colliding particles loses by eq.(6) at the instance of changing the direction of the relative velocity.

It is easily verified that the loss of kinetic energy in each collision is

$$E = -\frac{1}{4} \frac{e^2}{m} (g^+)^2 \quad (9)$$

A useful identity for an arbitrary function for an arbitrary function  $h$  is

$$\int d\mathbf{v} h(\mathbf{v}) J[f; f] = -\frac{1}{2} \frac{q}{T_0 m} \int d\mathbf{v}_1 \int d\mathbf{v} f f_1 \frac{d^+}{d\mathbf{v}} (g^+) (b^{-1}) h(\mathbf{v}); \quad (10)$$

where  $f$  and  $f_1$  represent  $f(\mathbf{r}; \mathbf{v}; t)$  and  $f(\mathbf{r}; \mathbf{v}_1; t)$ , respectively. From this identity we directly obtain the relations

$$\int d\mathbf{v} \left[ \frac{1}{m} \mathbf{v} \cdot \frac{d^+}{d\mathbf{v}} J(f; f) \right] = \int d\mathbf{v} \left[ \frac{1}{2} m V^2 \frac{d^+}{d\mathbf{v}} (1 - e^2) J(f; f) \right] \quad (11)$$

where

$$\frac{d^+}{d\mathbf{v}} J(f; f) = \frac{p}{m T_0} \int d\mathbf{v}_1 \int d\mathbf{v}_2 \mathbf{j}_{\mathbf{v}_1} \cdot \mathbf{v}_2 \int f(\mathbf{v}_1) f(\mathbf{v}_2); \quad (12)$$

The balance equations for hydrodynamic variables are

$$D_t n + n \mathbf{r} \cdot \mathbf{u} = 0; \quad (13)$$

$$D_t u_i + (m n)^{-1} r_j P_{ij} = 0; \quad (14)$$

and

$$D_t T + \frac{2}{3n} (P_{ij} r_j u_i + \mathbf{r} \cdot \mathbf{q}) + T \nabla \cdot \mathbf{u} = 0; \quad (15)$$

where  $D_t = \partial_t + \mathbf{u} \cdot \nabla$ , and

$$[\mathbf{f}] = (1 - \epsilon^2) \frac{2}{3nT} \nabla \cdot [\mathbf{f}; \mathbf{f}]; \quad (16)$$

The pressure tensor  $P_{ij}$  and the heat flux  $q$  are respectively defined by

$$P_{ij} = nT \delta_{ij} + \int \mathbf{v}_i \mathbf{v}_j f(\mathbf{r}; \mathbf{v}; t) d\mathbf{v} \quad (17)$$

$$\mathbf{q} = \int \mathbf{v} S(V) f(\mathbf{r}; \mathbf{v}; t) d\mathbf{v}; \quad (18)$$

where

$$D_{ij}(V) = m \langle V_i V_j - \frac{1}{3} V^2 \delta_{ij} \rangle; \quad (19)$$

$$S(V) = \frac{1}{2} m V^2 - \frac{5}{2} T; \quad (20)$$

Once we know the solution of the inelastic Boltzmann equation, we can obtain the complete information of hydrodynamics. It is, however, impossible to get the complete solution of the Boltzmann equation which is a nonlinear and a differential integral equation. Thus, we need a systematic perturbative scheme to obtain the solution.

One of the systematic methods to obtain an approximate solution is the Chapman-Enskog method [3]. This method is regarded as a standard one in the gas kinetic theory of elastically interacting particles. The method assumes a solution of the Boltzmann equation to the form

$$f(\mathbf{r}; \mathbf{v}; t) = f[\mathbf{v}; \mathbf{h}; \mathbf{u}; T]; \quad (21)$$

This means that space and time dependences appear through hydrodynamic variables  $n; u; T$ . We also assume that the solution is nearly homogeneous and exists the small spatial variations. Thus, we assume that the distribution function is represented by a series

$$f = f^{(0)} + \epsilon f^{(1)} + \epsilon^2 f^{(2)} + \dots; \quad (22)$$

where  $\epsilon$  is a formal expansion parameter and set to be unity after the calculation. The expansion parameter is assumed to be balanced with the spatial gradients. In addition, as usual in the Chapman-Enskog method for elastically interacting particles, the time derivative is also expanded as  $\partial_t = \partial_t^{(0)} + \epsilon \partial_t^{(1)} + \dots$ . We note  $\partial_t^{(0)} = 0$  for elastic cases.

To remove the ambiguity of the distribution function, we impose the solvability conditions as usual

$$n(r; t) = \int_{-\infty}^{\infty} dv f^{(0)}(r; v; t); \quad (23)$$

$$n(r; t)u(r; t) = \int_{-\infty}^{\infty} dv v f^{(0)}(r; v; t); \quad (24)$$

$$\frac{3}{2}n(r; t)T(r; t) = \int_{-\infty}^{\infty} dv \frac{1}{2}m V^2 f^{(0)}(r; v; t); \quad (25)$$

From these conditions, perturbative distribution functions should be orthogonal to  $f^{(0)}$ ,  $vf^{(0)}$  and  $V^2 f^{(0)}$ .

## B. The basic solution

The most difficult part of the Chapman-Enskog method for inelastic particles is to obtain the zeroth order solution of the Boltzmann equation

$$\partial_t^{(0)} f^{(0)} = J[f^{(0)}; f^{(0)}]; \quad (26)$$

As mentioned in Introduction, the solution of (26) has been obtained in these days. [18{20] In this subsection, we summarize the parts of their results which will be needed for our analysis.

Assuming the scaling form



$$f(v;t) = n v_0(t)^{-3} \tilde{f}(c); \quad c = V - v_0(t) \quad (27)$$

with  $v_0(t) = \frac{q}{2Tm}$ , eq.(26) for the inelastic Maxwell model becomes

$$x^{-1}(\mathbf{x}) + (\mathbf{x}) = \int_{-\infty}^{\infty} (\mathbf{x}e_+) (\mathbf{x}e_-); \quad e_0 = e_0(t); \quad (28)$$

where  $\hat{\mathbf{x}} = (1/4)^{1/2} \mathbf{d}$  and

$$e_+ = \hat{\mathbf{p}}^2 (\hat{\mathbf{k}} - \hat{\mathbf{p}})^2; \quad e_- = 1 - \hat{\mathbf{p}}^2 (\hat{\mathbf{k}} + \hat{\mathbf{p}})^2 \quad (29)$$

with  $\hat{\mathbf{k}} = \mathbf{k}/k, \hat{\mathbf{p}} = (1+e)/2$  and  $z = 1 - (1-\hat{\mathbf{p}})^2$ . Here  $(e_0(t)\mathbf{x}) = (\mathbf{x};t)$  with  $e_0(t) = v_0(t)^2$  and  $\tilde{f}(\mathbf{k};t) = (k^2/4;t)$  is the Fourier transform of  $f^{(0)} = n$ . The solution of (28) including can be obtained by the combination of the moment expansion and picking up the singularity (Appendix A). The result may be written as

$$(\mathbf{x}) = \sum_{n=0}^{[a]} (\mathbf{x})^n \frac{n!}{n!} A \mathbf{x}^a + \dots; \quad (30)$$

where  $a$  is a non-integer and  $[a]$  is the largest integer less than  $a$ . The moment  $n$  is defined by

$$n < c^{2n} > = (3/2)_n; \quad (a)_n = (a+1)(a+2)\dots(a+n) = (a)! \quad (31)$$

with the Gamma function  $\Gamma(x)$  and  $< c^{2n} > = \int d\mathbf{c} c^{2n} \tilde{f}(c)$ . The explicit results for  $a$  and  $n$  are presented in Appendix A.

The macroscopic equations at the zeroth order are given by

$$\partial_t^{(0)} n = 0; \quad \partial_t^{(0)} u = 0; \quad T^{-1} \partial_t^{(0)} T = -\theta^{(0)}; \quad (32)$$

where the cooling rate  $\theta^{(0)}$  is

$$\theta^{(0)} = (1 - e^2) \frac{2}{3nT} [f^{(0)}; f^{(0)}]; \quad (33)$$

Substituting (32) into (26) we obtain

$$\partial_t^{(0)} T \partial_T f^{(0)} = \frac{1}{2} \partial_t^{(0)} \frac{\partial}{\partial V} (V f^{(0)}) = J[f^{(0)}; f^{(0)}]; \quad (34)$$

The second expression in (34) is based on the assumption that  $f^{(0)}$  is only a function of the velocity through the scaled velocity  $c$ .

Here we should stress that  $f^{(0)}$  can be evaluated in the inelastic Maxwell model. The solution is determined from eq.(28). It should be noted that the scaling function  $\tilde{f}(c)$  defined in (A 3) has a tail obeying  $c^{-2a-3}$ , where the tail is determined in eq.(A 7).

C. The determination of the transport coefficients by the Chapman-Enskog method

The solution  $f^{(0)}$  is isotropic so that the zeroth order pressure and the heat flux are given by

$$P_{ij}^{(0)} = p \delta_{ij}; \quad q^{(0)} = 0 \quad (35)$$

where  $p = nT$  is the hydrostatic pressure.

The first order equation of the Boltzmann equation becomes

$$(\partial_t^{(0)} + L)f^{(1)} = -(\partial_t^{(1)} + v \cdot r)f^{(0)} = -(D_t^{(1)} + V \cdot r)f^{(0)} \quad (36)$$

with  $D_t^{(1)} = \partial_t^{(1)} + u \cdot r$ . Here the linear operator  $L$  in (36) is defined by

$$Lf^{(1)} = -J[f^{(0)}; f^{(1)}] - J[f^{(1)}; f^{(0)}]; \quad (37)$$

It is easy to verify that the zero eigenfunctions of (37) are not directly related to the collisional invariants, i.e.,  $f^{(0)}$  and  $vf^{(0)}$  are not zero eigenfunctions, but they are zero eigenfunctions of  $L^Y$ . This causes significant differences in the perturbation method for systems of inelastic particles from those of elastic particles [3,15]. To recover the standard procedure, we need to restrict our interest to the case near  $e = 1$ . [12]

Hydrodynamic equations at the first order give

$$D_t^{(1)}n = -nr \cdot u; \quad D_t^{(1)}u = -(mn)^{-1}rp; \quad D_t^{(1)}T = \frac{2T}{3}r \cdot u; \quad (38)$$

Here we have used  $\partial_t^{(1)} = 0$  from the symmetry consideration of variables as in the case of the hard-core model. Therefore eq.(36) becomes

$$(\partial_t^{(0)} + L)f^{(1)} = f^{(0)}(r \cdot u \cdot V \cdot r \ln n) + T f^{(0)} \frac{2T}{3} r \cdot u \cdot V \cdot r T + \frac{\partial}{\partial V_i} f^{(0)} [ (n n)^{-1} r_i p + V \cdot r u ]; \quad (39)$$

where  $u_i$  is the  $i$ -th component of  $u$ . The solution of this equation is assumed to be

$$f^{(1)} = \tilde{A}(V) \cdot r \ln T + \tilde{B}(V) \cdot r \ln n + C_{ij}(V) r_i u_j; \quad (40)$$

Substituting this into (39), we can determine the functions  $\tilde{A}$ ,  $\tilde{B}$  and  $C_{ij}$ . The details of calculation is given in Appendix B. The pressure tensor and the heat flux become

$$P_{ij}^{(1)} = (r_i u_j + r_j u_i - \frac{2}{3} \delta_{ij} r \cdot u) \quad (41)$$

$$q^{(1)} = r T - r n; \quad (42)$$

where  $\eta$  and  $\kappa$  are the shear viscosity and the thermal conductivity, respectively. The other transport coefficient  $\zeta$  appears only in granular gases.

The calculation of the transport coefficients appeared in (41) has been presented in Appendices B and C. They are given by

$$\frac{\eta}{\eta_0} = [ \dots ]^1 \quad (43)$$

$$\frac{\kappa}{\kappa_0} = \frac{2(1 + c(e))}{3(\dots)} \quad (44)$$

$$\frac{n}{\eta_0 T} = \frac{1}{2} \frac{\eta}{\eta_0} + \frac{1}{3} c(e) : \quad (45)$$

Here  $\eta_0$  and  $\kappa_0$  are the elastic values of the shear viscosity and the heat conductivity, respectively. Their values are

$$\eta_0 = \frac{T}{3n^2 A_m} \sqrt{\frac{2m}{T_0}}; \quad (46)$$

$$\kappa_0 = \frac{15 \eta_0}{4m}; \quad (47)$$

with the numerical coefficient  $A_m \approx 1.3700$  [25]. Note that the above expression can be obtained in terms of the exact perturbative calculation. The collision frequency  $\nu_0$  is defined by  $\nu = \nu_0$  and its value is

$$\eta_0 = 3A_m n^{-2} \frac{k_B T_0}{m} : \quad (48)$$

The dimensionless functions appear in eqs.(43)–(45) are given by

$$(e) \quad \frac{\eta_0^{(0)}}{\eta_0} = (1 - e^2) \frac{2! [f^{(0)}; f^{(0)}]}{3n_0 T} ; \quad (49)$$

$$c(e) = \frac{8}{15} \left(\frac{m}{2T}\right)^2 \frac{1}{n} \int dV V^4 f^{(0)} = 2(2 - 1); \quad (50)$$

$$= \frac{\int_R dV D_{ij}(V) L C_{ij}(V)}{\int_0^R dV D_{ij}(V) C_{ij}(V)} ; \quad (51)$$

$$= \frac{\int_R dV S(V) \tilde{A}(V)}{\int_0^R dV S(V) \tilde{A}(V)} ; \quad (52)$$

$$= \frac{\int_R dV S(V) \tilde{B}(V)}{\int_0^R dV S(V) \tilde{B}(V)} ; \quad (53)$$

To obtain explicit forms of the transport coefficients we need to have the expressions for  $\tilde{A}$ ,  $\tilde{B}$  and  $C_{ij}$ . The advantage of the inelastic Maxwell model is that we can calculate them exactly within this perturbation scheme. From the solvability conditions (23)–(25), the leading terms of the expression are  $\tilde{A} \sim \tilde{B} \sim f^{(0)} S(V)$  and  $C_{ij} \sim f^{(0)}(V) D_{ij}(V)$ . Then the final expressions are given by

$$(e) = \frac{5}{12} (1 - e^2); \quad (54)$$

$$c(e) = \frac{12(1 - e)^2}{3e^2 - 6e - 5}; \quad (55)$$

$$= \frac{(1 + e)(4 - e)}{6}; \quad (56)$$

$$= \frac{(1 + e)[7 - 3(19 - 11e) - 20(7 - 3e) + 45 - 5e]}{24(7 - 3 - 10(2 + 5))}; \quad (57)$$

where the explicit expressions of  $\eta_2$  and  $\eta_3$  are presented in (A10) and (A11), respectively.

Thus, the shear viscosity is given by

$$\eta = \frac{4}{(1 + e)^2}; \quad (58)$$

The expressions of  $\eta_2$  and  $\eta_3$  are respectively given by

$$\eta_2 = \frac{8(2 - 2 - 1)}{12 - 5(1 - e^2)}; \quad (59)$$

and

$$= \frac{4}{6} \frac{5(1 - e^2)}{5(1 - e^2)} \frac{5(1 - e^2)(2 - 1)}{12} + \frac{1}{2} \frac{1}{1} ; \quad (60)$$

where and are given in (57). The behavior of them are given by Figs1 and 2. It is easy to verify and tend to 1 and 0 as  $e \rightarrow 1$ , respectively. Although they include  $\beta_3$  which diverges at  $e = e_c = 0.145123$ , does not have any singularities around the critical  $e$ , though the value for  $e = e_c$  does not have any physical meaning.

The corresponding first order distribution function is also obtainable. (See Appendix D for the derivation). The result is summarized as

$$f^{(1)}(V) = \frac{1}{nT^3} \frac{4m}{5(7 - 10\beta_2 + 5)} S(V) - (rT + rn) + \frac{T}{2} D_{ij}(V) r_i u_j - f^{(0)}(V); \quad (61)$$

We are also interested in the stability of uniformly cooling state. For this purpose, we need to know the form of  $L^{(2)}$ . As was discussed by Brey et al. [13], the important terms for the linear stability analysis is only two terms:

$$L^{(2)} = \beta_1 r^2 T + \beta_2 r^2 n; \quad (62)$$

Calculation of  $\beta_1$  and  $\beta_2$  is possible, as presented in Appendix E. The results are summarized as follows: Let us introduce the dimensionless Burnett transport coefficients

$$\beta_1 = \frac{3p}{2} \beta_1; \quad \beta_2 = \frac{3n^2}{2} \beta_2; \quad (63)$$

Here  $\beta_1$  and  $\beta_2$  satisfy

$$\beta_1 = C_T; \quad \beta_2 = C_n; \quad (64)$$

where

$$= \frac{5}{12} (1 - e^2) \frac{105}{8} \beta_3 + \frac{15}{4} \left( \frac{3}{2} + \beta_2 \right) \beta_2 + \frac{9}{4} \beta_3 + 3; \quad (65)$$

with

$$= \frac{5(3 - 7\beta_3)}{2(5 - 3)}; \quad = \frac{15(\beta_2^2 - 7\beta_3)}{4(5 - 3)}; \quad (66)$$

and

$$c_T = \frac{c_T^{(2)}}{p_0}; \quad c_n = \frac{c_n^{(2)}}{n^2_0} : \quad (67)$$

Here  $c_T^{(2)}$  and  $c_n^{(2)}$  are introduced in (E11). From the calculation presented in Appendix E, we obtain  $c_T$  and  $c_n$  as

$$c_T = \frac{\frac{8}{15} \left( \frac{63}{7} - \frac{4}{3} - \frac{35}{10} - \frac{3}{2} + 5 \right) - \frac{16}{3}}{(3)(63 - 4 + 14 - 3 + 4 - 2) - \frac{16}{3}} \quad (68)$$

and

$$c_n = \frac{\frac{8}{15} \left( \frac{63}{7} - \frac{4}{3} - \frac{35}{10} - \frac{3}{2} + 5 \right) - \frac{16}{3}}{(2)(63 - 4 + 14 - 3 + 4 - 2) - \frac{16}{3}} \quad (69)$$

Substituting these results and (65) into (64) we obtain the explicit form of  $\beta_1$  and  $\beta_2$ . It should be noted that  $\beta_3$  is given by (E24).

### III. HYDRODYNAMIC EQUATIONS AND THEIR STABILITIES

The results obtained in the previous section give a closed set of hydrodynamic equations for  $n$ ,  $u$  and  $T$  at Navier-Stokes order:

$$D_t n + n r \cdot u = 0 \quad (70)$$

$$D_t u_i + \frac{1}{nm} r_{ip} r_{pj} [ (r_{ip} u_j + r_{jp} u_i - \frac{2}{3} \delta_{ij} r \cdot u) ] = 0 \quad (71)$$

$$\begin{aligned} \frac{3n}{2} D_t T + p r \cdot u - r_{ij} u_j [ (r_{ip} u_j + r_{jp} u_i - \frac{2}{3} \delta_{ij} r \cdot u) ] \\ r \cdot [ r T + r n ] = -T^{(0)} - T^{(2)} : \end{aligned} \quad (72)$$

Here we collect terms up to the second order and set to be  $\beta = 1$ . Since we restrict our interest to the linear stability analysis of homogeneous cooling state, as mentioned in the previous section,  $\beta^{(2)}$  can be replaced by  $\beta_L^{(2)}$  as in (62).

For the linear stability analysis, let  $y = y - y_H$  be the deviation from the value in a homogeneous state, where  $y$  and  $y_H$  are a hydrodynamic variable and its homogeneous value, respectively. A set of Fourier transformed dimensionless variables are defined by

$$y_k(z) = \int_0^z \exp[ik \dots] y(\dots); \quad (73)$$

$$y_k(z) = \frac{T_k(z)}{T_H(z)}; \quad w_k = \frac{\frac{m}{T_H(z)}}{\frac{m}{T_H(z)}} u_k(z); \quad y_k(z) = \frac{n_k(z)}{n_H}; \quad (74)$$

where the subscript H denotes the quantity at the homogeneous cooling state.  $z$  and  $t$  are the dimensionless space and time variables,

$$z = \frac{1}{2} \int_0^t dt' \frac{1}{n_H(t')} = \frac{3}{2} A_m n_H \frac{m}{T_0} t; \quad t = \frac{2}{3} \frac{T_0}{A_m n_H} z; \quad (75)$$

with  $A_m = 3A_m n_H \frac{m}{T_0}$ : In terms of these variables the linearized hydrodynamic equations are

$$(\partial_t + ikw_{kk}) w_k = 0; \quad (76)$$

$$(\partial_t + \frac{2}{3} k^2) w_{kk} + ik(w_k + w_{k'}) = 0 \quad (77)$$

$$(\partial_t + \frac{1}{2} k^2) w_{k'} = 0 \quad (78)$$

and

$$(\partial_t + \frac{5}{4} (w_{k_1} k^2) w_k + \frac{5}{4} (w_{k_2} k^2) w_k + \frac{2}{3} ikw_{kk}) = 0; \quad (79)$$

Here  $w_{kk}$  and  $w_{k'}$  denote the longitudinal and the transversal component of  $w_k$  defined in eq.(74), respectively.

Equation (78) is decoupled from the rest and the solution is given by

$$w_{k'}(z) = w_{k'}(0) \exp[s_? z] \quad (80)$$

where

$$s_? = -\frac{1}{2} k^2; \quad (81)$$

This identified the degenerated shear modes. The remaining eigenmodes have the form  $\exp[s_n z]$  for  $n = 1, 2, 3$ , where  $s_n$  are the solutions of

$$\begin{aligned}
& s^3 + \left[ \frac{2}{3} k^2 + \frac{5}{4} k^2 (1 + \alpha_1) \right] s^2 \\
& + \frac{5}{12} k^2 [4 + (2 - k^2 - 3)(1 + \alpha_1)] s \\
& + k^2 \left[ 2 - \frac{5}{4} k^2 (1 + \alpha_1 + \alpha_2) \right] = 0:
\end{aligned} \tag{82}$$

The dispersion relation is summarized in Fig.3. This result indicates that two of real parts of  $s_n$  are degenerated in all regions. In addition, the shear mode does not have the largest eigenvalue in the unstable region.

The linear hydrodynamics discussed here contains the characteristic wavelength;

$$k_z^c = \frac{2}{\sqrt{5}}; \quad k_k^c = \frac{8}{5(1 + \alpha_2)}; \tag{83}$$

in which the uniform spatial structure larger than  $(k_z^c)^{-1}$  and  $(k_k^c)^{-1}$  is unstable. Therefore, initial long wavelength perturbations of homogeneous cooling states grow exponentially. To discuss the spatial structure after the instability of the homogeneous state, we need a proper set of nonlinear equations. Although we do not know what the proper nonlinear equation is, we may expect that the time-dependent Ginzburg-Landau type equation may be a candidate to characterize a nonlinear region [26].

In any case, this result suggests that the system of granular gases does not have any entropy. So the expectation that the Tsallis entropy [27] can be used in granular systems is hopeless.

#### IV. DISCUSSION

In this paper, we have derived hydrodynamic equations based on the Chapman-Enskog method. The analysis presented here is so systematic and straightforward that we can discuss problems in hydrodynamics of inelastic particles in more general situations, e.g. how we can apply hydrodynamics to granular systems.

First of all, our result indicates that a transport coefficient diverges at  $e_c$  as a result of divergence of  $\beta_3$ . This divergence is closely related to the high energy tail of VDF obeying



a power law in the homogeneous cooling state. Our analysis contains the information of the distribution function completely which cannot be achieved for systems of inelastic hard-core particles.

Second, we can consider a driven system by adding the Fokker-Planck operator [28,29]

$$\frac{\partial f}{\partial t} + \mathbf{v} \cdot \nabla_{\mathbf{r}} f = J[f; f] + L_{FP} f; \quad (84)$$

where

$$L_{FP} = -\gamma \frac{\partial}{\partial \mathbf{v}} \cdot \left[ \mathbf{v} + \frac{T_B}{m} \frac{\partial}{\partial \mathbf{v}} \right]; \quad (85)$$

This model is physical, because the particles feel fluid drag  $-\gamma \mathbf{v}$  and the thermal activation by the heat bath  $T_B$ . This system reaches a steady state, and as the scaling solution in homogeneous cooling states is equivalent to a steady solution in the Gaussian thermostat system in eqs.(84) and (85) at  $T_B = 0$  [30]. It is obvious that the system at finite  $T_B$  still has similar properties to those in cooling systems. Although it has been recognized that patterns of free cooling systems [31] are similar to those in suspension of fluidized beds [32], no connection has been discussed systematically. In fluidized beds, there is the long ranged hydrodynamic interactions among particles [21], which means hard-core model in the collisional integral may not be appropriate for the system with flow. In any case, the analysis presented here is not only limited to mathematical interest which can be solved in terms of the exact perturbation but also may cause physical interest in applications to granular particles in fluid flows. We note that the high energy tails obeying a power law in VDF have been reported in some other papers of granular systems [33,34], but the model in one of them [33] may not be appropriate as recognized by the authors themselves of the paper, and another results [34] could not be reproduced by any other groups.

Third, one can ask if the granular temperature introduced in (3) is an actual hydrodynamic variable. For  $e = 1$ ,  $m \mathbf{V}^2 f^{(0)} / c^2 f(c)$  is the zero eigenfunction of  $L$ . As a result,  $T$  for a spatial homogeneous state does not have any relaxation mechanism. In our dissipative system,  $T$  is not a true hydrodynamic variable but a quasi-hydrodynamic variable in strict

sense. In other words we still do not have clear picture why we can assume the solvability condition for  $T$  as in the case of  $e = 1$ . We, at least, need to show that the separation of the eigenvalues of  $L$  of  $c^2 f(c)$  from other modes. At present, though we do not have any proof of this requirement, we may have rough picture to support this. Let us consider analytic functions which can be represented by polynomials of  $c$ . What we need to show is the eigenvalue of  $R_n(c)f(c)$  with  $n$ th. order polynomial is much larger than that of  $c^2 f(c)$ . This seems to be true, because  $\gamma_n / \int^R dc R_n(c) L [R_n(c)f(c)] \sim \gamma_n$ . We remember that there is an inequality  $\gamma_n \sim \gamma_{n-1}$  and its equality is achieved at  $e = 1$ . Since higher order moments diverge in our model. Even when  $\gamma_n$  is finite,  $\gamma_n$  with large  $n$  is much larger than  $\gamma_2 \sim \gamma_1 = 1$ . From this simple consideration, we can expect the separation of eigenvalues between energy and the others. As a result we may justify to assume that the temperature is a hydrodynamic variable.

If we believe that non-Gaussian properties or the violations of the detailed balance are essential to steady states or scaling region of cooling states in general dissipative systems besides granular gases, we need investigations which is not based on expansions around Gaussian distribution function. In this sense, our systematic analysis presented here is a good example to demonstrate how non-Gaussian nature affects macroscopic behaviors of the system. We hope that the analysis of this 'solvable' model gives some insights to understand macroscopic behaviors in general situations of non-Gaussian systems or locally nonequilibrium systems.

## V. CONCLUDING REMARKS

We have derived hydrodynamic equations for the inelastic Maxwell model based on a systematic Chapman-Enskog method. We have determined all of the transport coefficients,  $\eta$ ,  $\kappa$ , and  $\chi$  appear in Navier-Stokes order as a function of the restitution coefficient  $e$ . They cannot be defined for small  $e$  as a result of the high energy tail of the velocity distribution function obeying a power law. We also determine the dispersion relations for the linearized

equation around the homogeneous cooling states. Finally, through the analysis in this paper, we clarify the limitation of conventional gas kinetics method, i.e. the hydrodynamics corresponding to the Navier-Stokes equation exists only in  $e > e_c$ .

Note added after submission: Immediately after my submission, I have received preprint whose subject is closely related to that of this paper [35]. Santos [35] adopts the inelastic Maxwell model with a prefactor  $\frac{q}{T-m}$  instead of  $\frac{q}{T_0-m}$ . He also discusses steady states by adding thermostat. Although one can see some equivalent results between mine and his, differences exist in (i) the model is different, and (ii) linear stability of a homogeneous cooling state is discussed in this paper.

The author would like to thank N. Mitarai for fruitful discussion. He also appreciate useful comments by S. Sasa and H.-D. Kim. He expresses his sincere gratitude to Prof. A. Santos who let him know ref. [35]. This work is partially supported by the Hosokawa Powder Technology Foundation, and the Inamori Foundation. This paper is dedicated to the memory of Daniel C. Hong who has passed away in July, 2002. The author got an idea of this research during his stay at Lehigh University through discussion with D. C. Hong.

# FIGURES

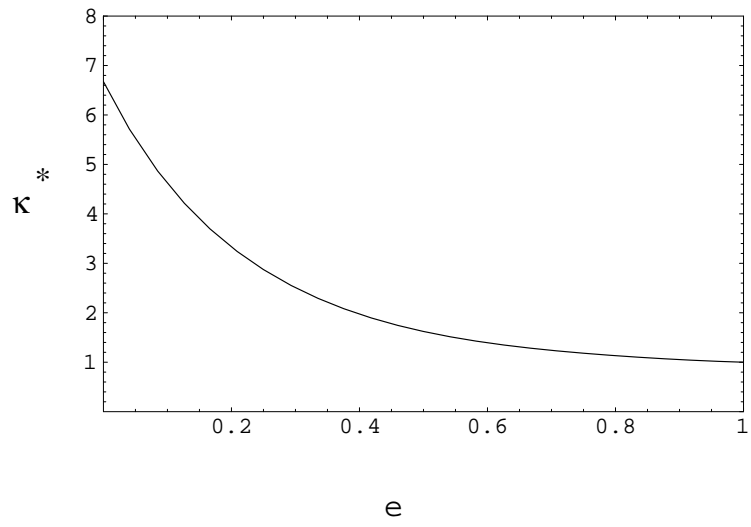


FIG .1. as a function of  $e$ .

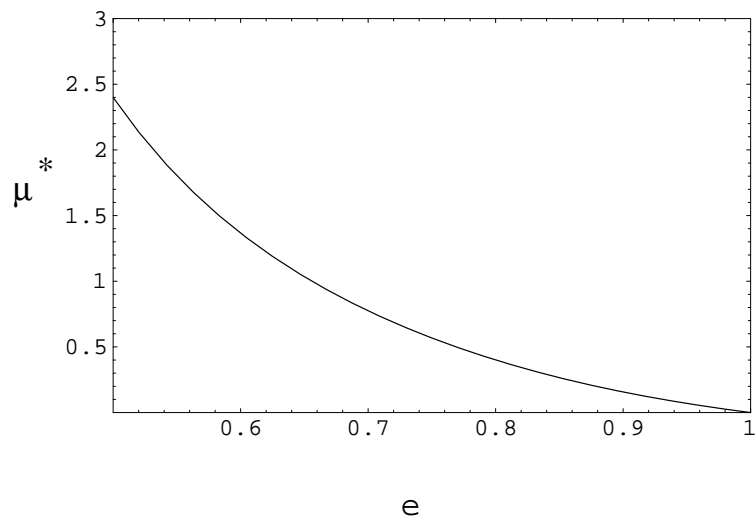


FIG .2. as a function of  $e$ .

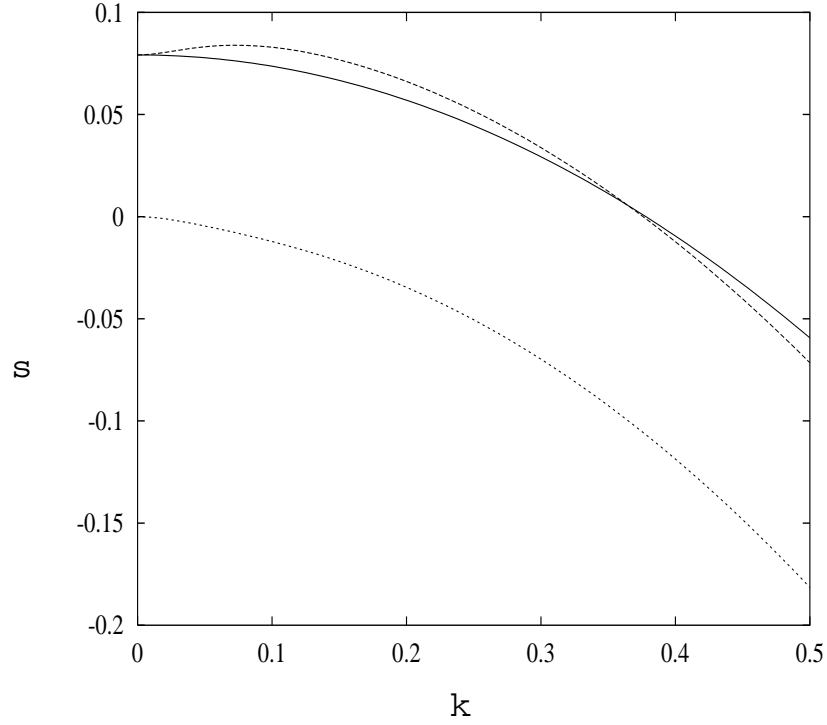


FIG. 3. The dispersion relation as a function of dimensionless  $k$  at  $e = 0.9$ .  $s(k)$  denotes the dispersion of the shear mode.

#### APPENDIX A : THE DETERMINATION OF THE BASIC SOLUTION

In this Appendix we summarize the method of determination of  $f^{(0)}$  obtained by some authors in these days. Now we introduce

$$f^{(0)} = n f(v; t); \quad \hat{v} = n^{-2} \frac{T_0}{m} t; \quad (A1)$$

Thus, eq.(4) becomes

$$\partial_{\hat{t}} f = I(f; f) \quad \int_{-\infty}^{\infty} d\hat{v}_1 \frac{f - f_1}{e} f; \quad (A2)$$

where  $f$  and  $f_1$  are, respectively, the precollisional  $f$  and  $f_1$ , i.e.  $f = f(v - \frac{1+e}{2e} (g - \hat{v}))$  and  $f_1 = f(v_1 + \frac{1+e}{2e} (g - \hat{v}))$ . Let us assume the scaling form of VDF as

$$f = v_0 (\ )^3 \tilde{f}(v=v_0 (\ )) \quad (\text{A } 3)$$

with  $v_0 (\ ) = \frac{q}{2Tm}$ . The scaling function  $\tilde{f}(c)$  satisfies the normalization

$$\int_{-\infty}^{\infty} dc \tilde{f}(c) = 1; \quad \int_{-\infty}^{\infty} dc c^2 \tilde{f}(c) = \frac{3}{2}; \quad (\text{A } 4)$$

With the aid of (A 4) substituting (A 3) into (A 2) we obtain

$$\dot{v}_0 = -v_0; \quad \frac{d}{dc} (\tilde{f}(c)) = I(\tilde{f}; \tilde{f}); \quad (\text{A } 5)$$

where  $\tilde{f}$  is the separation constant. Recalling (A 1) the time evolution of  $v_0 (\ ) = v_0(t)$  is obtained as

$$v_0(t) = v_0(0) e^{-\frac{t}{\tau}} = v_0(0) \exp \left[ -\frac{1}{2} \frac{T_0}{m} t^2 \right]; \quad (\text{A } 6)$$

Since the collisional integral in the inelastic Maxwell model is independent of the relative speed,  $v_0$  does not have an algebraic decay but has the exponential decay (A 6).

Bobylev et al. [16] indicate that the Fourier transform of this model becomes an easy equation to discuss the behavior. Introducing the Fourier transform  $\tilde{f}(k;t) = \int_{-\infty}^{\infty} dx e^{ikx} f(x;t)$  of  $f(x;t)$  and its scaling form  $\tilde{f}(k;t) = e_0(t) \tilde{f}(k)$  with  $e_0(t) = v_0(t)^2$  satisfies (28).

This model has the singularity near  $x = 0$  of  $\tilde{f}(x)$  in eq. (30) and the moments with  $n > 4$  diverge. To determine  $\alpha$  we use

$$\frac{2}{3} \tilde{f}(1) \tilde{f}(1) = \int_{-\infty}^{\infty} [1 - e^{+a} - e^{-a}]; \quad \alpha = \int_{-\infty}^{\infty} [1 - e^{+a} - e^{-a}] \quad (\text{A } 7)$$

with  $\tilde{f}(1) = (1/4) \int_{-\infty}^{\infty} d\tilde{f}$ . From eq.(A 7) the exponent can be determined. This singular term reflects on the tail of VDF obeying a power law  $\tilde{f}(c) \sim c^{-2\alpha-3}$ .

The moment  $n$  in (31) which is introduced in eq.(31) satisfies the iterative equation

$$n = \frac{1}{n} \sum_{k=1}^{\infty} H(k;n-k) n_k k; \quad (\text{A } 8)$$

where  $n_1 = 1$  and ;

$$\begin{aligned}
H(m; n) &= \frac{{}_mB_0}{{}_mB_1} \frac{{}_nC_A}{{}_nC_A} {}_2F_1 \left( \begin{matrix} -n, m+1 \\ m+3 \end{matrix}; z \right) \\
&= {}_2F_1 \left( \begin{matrix} -n, m+1 \\ m+3 \end{matrix}; z \right) = \sum_{k=0}^n \frac{{}_nC_k}{{}_nC_k} \frac{{}_mB_k}{{}_mB_k} \frac{{}_nC_k}{{}_nC_k} z^k
\end{aligned} \quad (A 9)$$

with the Gaussian Hypergeometric function  ${}_2F_1(a; b; c; z) = \sum_{n=0}^{\infty} \frac{(a)_n (b)_n}{(c)_n} \frac{z^n}{n!}$  and  ${}_2F_1(1; 2; 3; z) = (1-z)^{-1}$ . From this expression, we can write the explicit forms of  ${}_2F_1$ ,  ${}_3F_1$  and  ${}_4F_1$  as

$${}_2F_1 = \frac{11 - 6e + 3e^2}{5 + 6e - 3e^2}; \quad (A 10)$$

$${}_3F_1 = \frac{115 - 54e + 66e^2 - 30e^3 + 15e^4}{33 - 242e + 102e^2 - 10e^3 + 5e^4}; \quad (A 11)$$

and

$${}_4F_1 = \frac{1}{4} [{}_3F_1(H(1; 3) + H(3; 1)) + {}_2F_1(H(2; 2))] \quad (A 12)$$

where

$$H(1; 3) = {}_2F_1 \left[ \frac{1}{3}, \frac{3}{5}z + \frac{3}{7}z^2 - \frac{z^3}{9} \right]; \quad (A 13)$$

$$H(3; 1) = {}_2F_1 \left[ \frac{1}{7}, \frac{z}{9} \right]; \quad (A 14)$$

$$H(2; 2) = {}_2F_1 \left( \frac{1}{5}, \frac{2}{7}z + \frac{z^2}{9} \right) \quad (A 15)$$

and

$${}_4F_1 = \frac{4}{3}z - \frac{6}{5}z^2 + \frac{4z^3}{7} - \frac{z^4}{9} - \frac{e^8}{9} - \frac{8}{3}e(1-e): \quad (A 16)$$

We note that  ${}_nF_1$  are monotonically decreasing functions of  $e$ , and are reduced to  ${}_nF_1 = 1$  at  $e = 1$ .  ${}_2F_1$  exists for all  $e$  but  ${}_3F_1$  and  ${}_4F_1$  diverge at 0.145123.. and 0.38386.., respectively.

## APPENDIX B : CHAPMAN-ENSKOG SOLUTION

The Chapman-Enskog method to the Boltzmann equation is an established method to obtain an asymptotically correct solution as a series of spatial gradients [3,15]. In this Appendix we explain the method to obtain the Chapman-Enskog solution. It should be noted that this Appendix is parallel to Appendix A of Brey et al. [13] for hard-core inelastic gases. The differences appear in the evaluation of the viscosity and the thermal conductivity for elastic Maxwell model.

The first order equation of  $f^{(1)}$  may be written as

$$(\partial_t^{(0)} + L)f^{(1)} = A - r \ln T + B - r \ln n + C_{ij} u_i u_j \quad (B1)$$

Substituting (34) and (35) into (39), and comparison it with (B1) leads to

$$A(V, \mathbf{j}; T) = \frac{V}{2} \frac{\partial}{\partial V} (V f^{(0)}) - \frac{T}{m} \frac{\partial}{\partial V} f^{(0)}; \quad (B2)$$

$$B(V, \mathbf{j}; T) = -V f^{(0)} - \frac{T}{m} \frac{\partial}{\partial V} f^{(0)} \quad (B3)$$

and

$$C_{ij}(V, \mathbf{j}; T) = \frac{\partial}{\partial V_i} (V_j f^{(0)}) - \frac{1}{3} \delta_{ij} \frac{\partial}{\partial V} (V f^{(0)}); \quad (B4)$$

The solution of eq.(B1) is assumed to be the form of (40). We note again that  $f^{(1)} = 0$  directly from the symmetric considerations, since  $f^{(1)}$  is a scalar. We also indicate the relation  $\partial_t^{(0)} r \ln T = -r^{(0)} = -r^{(0)} r \ln n$ .

From (40) and (B1) with the help of the last equation and (32) we reach

$$T \partial_T^{(0)} + L \tilde{A} = A \quad (B5)$$

$$T \partial_T^{(0)} + L \tilde{B} = B + T \tilde{A} \quad (B6)$$

$$T \partial_T^{(0)} + L \tilde{C}_{ij} = C_{ij}; \quad (B7)$$



Let us calculate the viscosity at first. The pressure tensor at the first order is written as

$$\begin{aligned} P_{ij}^{(1)} &= \int dV D_{ij}(V) \mathcal{C}_{kl} r_k u_l \\ &= \left( r_j u_i + r_i u_j - \frac{2}{3} \delta_{ij} r^2 u \right) : \end{aligned} \quad (B8)$$

After a long calculation we can show the relation

$$= \frac{1}{10} \int dV D_{ij}(V) \mathcal{C}_{ij}(V) : \quad (B9)$$

Introducing

$$= \frac{\int dV D_{ij}(V) \mathcal{C}_{ij}(V)}{\int dV D_{ij}(V) \mathcal{C}_{ij}(V)} \quad (B10)$$

eq.(B7) is reduced to

$$\left( \eta^{(0)} T \mathcal{C}_T + \right) = \frac{1}{10} \int dV D_{ij}(V) \mathcal{C}_{ij}(V) : \quad (B11)$$

This equation can be solved as

$$\begin{aligned} &= \frac{1}{10 \left( \eta^{(0)} \right)} \int dV D_{ij}(V) \frac{\partial}{\partial V_i} (V_j f^{(0)}) \\ &= \frac{1}{3 \left( \eta^{(0)} \right)} \int dV m V^2 f^{(0)} = \frac{p}{\eta^{(0)}} : \end{aligned} \quad (B12)$$

In the elastic Maxwell model in the dilute gas, the viscosity is given by [1,3,25]

$$\eta = \frac{1}{3} \frac{\sqrt{\frac{2m}{T_0}} T}{A_m n^2} = \frac{1}{3} \frac{\sqrt{\frac{2m}{T_0}} p}{n^2 A_m} \quad (B13)$$

and there is a relation between  $\eta$  and the thermal conductivity  $\kappa$  as

$$\kappa = \frac{15}{4m} \eta ; \quad (B14)$$

where  $A_m \approx 1.3700$  is a constant, and  $T_0$  is the strength of the repulsive potential. Let us introduce a characteristic collision frequency defined by

$$\nu = \frac{p}{\eta} = 3 A_m n^2 \frac{\sqrt{\frac{T_0}{m}}}{m} : \quad (B15)$$

Thus, (B12) becomes

$$\frac{1}{\alpha_0} = \frac{1}{\alpha_0} \quad (B16)$$

where  $\alpha_0 = \alpha_0$  and  $\alpha_0 = \alpha_0^{(0)}$ .

The heat flux of this order is

$$q^{(1)} = -\kappa T \nabla n \quad (B17)$$

with the transport coefficients

$$\begin{aligned} \kappa &= \frac{1}{3T} \int dV S(V) \tilde{A}(V); \\ &= \frac{1}{3n} \int dV S(V) \tilde{B}(V); \end{aligned} \quad (B18)$$

Similar to the viscosity,  $\kappa$  and  $\alpha_0$  obey

$$\kappa = \frac{1}{3T(\alpha_0)} \int dV S(V) \tilde{A}(V); \quad (B19)$$

$$\kappa = \frac{1}{2\alpha_0} \int dV S(V) \tilde{B}(V); \quad (B20)$$

where

$$\tilde{A}(V) = \frac{R}{\alpha_0} \frac{dV S(V)}{dV S(V)}; \quad \tilde{B}(V) = \frac{R}{\alpha_0} \frac{dV S(V)}{dV S(V)}; \quad (B21)$$

Use of the formula for  $\tilde{A}$  and  $\tilde{B}$  the further simplifications are given by

$$\frac{1}{3T} \int dV S(V) \tilde{A}(V) = \frac{5nT}{2m} [1 + c(e)] \quad (B22)$$

$$\frac{1}{3n} \int dV S(V) \tilde{B}(V) = \frac{5Tc(e)}{2m} \quad (B23)$$

where  $c(e)$  is given by

$$c(e) = 2(\alpha_0 - 1) \quad (B24)$$

with the moment  $\alpha_0$  introduced in (A10).

From these results  $\kappa$  and  $\alpha_0$  become

$$\kappa = \frac{1}{\alpha_0} = \frac{2(1 + c(e))}{3(\alpha_0 - 1)}; \quad (B25)$$

$$\alpha_0 = \frac{n}{T} = \frac{1 + c(e)}{2} = 1 + \frac{c(e)}{2}; \quad (B26)$$

where  $\alpha_0 = \alpha_0$  and  $\alpha_0 = \alpha_0$ .

## APPENDIX C : EVALUATION OF TRANSPORT COEFFICIENTS

To evaluate dimensionless transport coefficients  $\kappa$ ,  $\eta$ , and  $\mu$  we need to know the details form of distribution function discussed in Appendix A. We should note that we cannot separate integrals of  $V$  and  $V_1$  by  $\hat{G}$  and  $g$ , since basic VDF for homogeneous states is not the Maxwellian.

First, we evaluate  $\kappa$ . From (49)  $\kappa$  has the form

$$\kappa = (1 - e^2) \frac{2! [f^{(0)}; f^{(0)}]}{3n_0 T} : \quad (C1)$$

From (12) and (A3) with (A1) we obtain

$$! (f; f) = - \frac{2n_0^2 T^{\frac{p}{T_0}}}{3^{\frac{p}{m}}} \int dc_1 \int dc_2 \int c_1 f(c) f(c_1) : \quad (C2)$$

Here we use  $\int^R d\mathbf{c} c f(\mathbf{c}) = 0$ . Substituting this into (C1) with the help of (A4) we obtain

$$\kappa = (1 - e^2) \frac{2}{3} \frac{n_0^2}{n_0} \frac{T^{\frac{s}{T_0}}}{m} : \quad (C3)$$

The other transport coefficients  $\eta$ ,  $\mu$  and  $\mu$  are evaluated as follows. To lowest-order velocity dependence is

$$\tilde{A}(\mathbf{V}) / f^{(0)} S(\mathbf{V}); \quad \tilde{B}(\mathbf{V}) / f^{(0)} S(\mathbf{V}); \quad \tilde{C}_{ij}(\mathbf{V}) / f^{(0)} D_{ij}(\mathbf{V}) : \quad (C4)$$

From (B21) and the definition of  $\tilde{C}_{ij}$  with  $i = j$ ; we obtain

$$\begin{aligned} &= \frac{\int^R d\mathbf{V} D_{ij}(\mathbf{V}) L[f^{(0)} D_{ij}(\mathbf{V})]}{\int_0^R d\mathbf{V} f^{(0)} D_{ij}(\mathbf{V}) D_{ij}(\mathbf{V})} \\ &= \frac{1}{10nT^2 (1 + c(e)=2)} \int^R d\mathbf{V} D_{ij}(\mathbf{V}) L[f^{(0)} D_{ij}(\mathbf{V})] \end{aligned} \quad (C5)$$

and

$$\begin{aligned} &= \frac{\int^R d\mathbf{V} S(\mathbf{V}) L[f^{(0)} S(\mathbf{V})]}{\int_0^R d\mathbf{V} f^{(0)} S(\mathbf{V}) S(\mathbf{V})} \\ &= \frac{4m \int^R d\mathbf{V} S(\mathbf{V}) L[f^{(0)} S(\mathbf{V})]}{15nT^3 (7/3 - 10/2 + 5)} : \end{aligned} \quad (C6)$$

Here we have used

$$\int_0^Z df^{(0)} S(V) - S(V) = \frac{15nT^3}{4m} (7\beta_3 - 10\beta_2 + 5) : \quad (C7)$$

From the linear collision operator defined in eq.(37), the integral of the form  $\int_Y L[f^{(0)}X]$  can be transformed as

$$\begin{aligned} & \int_0^Z dv Y(v) L[X(v) f^{(0)}] \\ = & \int_0^Z \frac{T_0}{m} dv_1 \int_0^Z dv d^{\wedge} Y(v) (e^{\beta_1} b^{\beta_1} - 1) f^{(0)}(v) f^{(0)}(v_1) (X(v) + X(v_1)) \\ = & \int_0^Z \frac{T_0}{m} dv_1 \int_0^Z dv d^{\wedge} f^{(0)}(v) f^{(0)}(v_1) X(v_1) (\beta_1 - 1) (Y(v) + Y(v_1)) \\ = & \int_0^Z dv_1 X(v_1) L^Y[Y(v) f^{(0)}] : \end{aligned} \quad (C8)$$

The evaluation of the integrals of eqs.(C5) and (C6) is now possible from the straightforward calculation. Let us calculate at first. Noting  $D_{ij}(V)_{ij} = 0$ , eq.(C5) can be replaced by

$$= \frac{\int_0^Z \frac{T_0}{m} dv_1 \int_0^Z dv d^{\wedge} f^{(0)}(V) f^{(0)}(V_1) D_{ij}(V_1) d^{\wedge} (\beta_1 - 1) (V_i V_j + V_{1i} V_{1j})}{10n_0 T^2 (1 + c(e)=2)} \quad (C9)$$

Following the textbook by Chapman and Cowling [3], the solid angle integral over  $\hat{\wedge}$  can be performed. Noting  $(\beta_1 - 1) (V_i V_j + V_{1i} V_{1j}) = \frac{1+e}{2} g_k^{\wedge} f g_l^{\wedge} \hat{\wedge}_{i-j} (1+e) - g_i^{\wedge} \hat{\wedge}_j - g_j^{\wedge} \hat{\wedge}_i$  and

$$D_{ij}(V) d^{\wedge} (\beta_1 - 1) (V_i V_j + V_{1i} V_{1j}) = \frac{4}{15} (1+e) (e-4) D_{ij}(V_1) g_i g_j \quad (C10)$$

we obtain

$$= \frac{2 \int_0^Z \frac{T_0}{m} dv_1 \int_0^Z dv d^{\wedge} f^{(0)}(V) f^{(0)}(V_1) D_{ij}(V_1) g_i g_j}{75nT^2_0 (1 + c(e)=2)} : \quad (C11)$$

The result of the integration over  $V$  and  $V_1$  leads to

$$= \frac{4 n^2}{15_0} \frac{T_0}{m} (1+e) (4-e) : \quad (C12)$$

In the limit of  $e = 1$ ,  $\beta_1 = 1$  should be recovered. Thus, parameters should satisfy

$$= \frac{15A_m}{8} = 0.8176582 ; \quad (C13)$$

which is deviated from 1 a little. Thus, with the aid of (48) the final expression becomes eq. (56). This leads to the expression of  $\beta$  as in eq. (58)

On the other hand, the evaluation of  $\beta$  and  $\gamma$  are as follows. From the definition of  $S(V)$  in eq. (19) and the collisional operator  $b$  in (7)  $\int dV S(V) L[f^{(0)} S(V)]$  contains the solid angle integral

$$\begin{aligned}
& \int d\Omega (b-1) [S(V) + S(V_1)] \\
&= \frac{m}{2} (1+e) \int d\Omega [(1-e) \frac{(g^\wedge)^2}{2} G - (1+e) (g^\wedge)^2 (G^\wedge)^\wedge \\
&\quad + (g^\wedge) f(G^\wedge) g + (G^\wedge - g)^\wedge g] \\
&= \frac{m}{2} (1+e) [(1+e) \frac{4}{15} (g^2 G + 2(g^\wedge G) g) - \frac{2}{3} (1-e) g^2 G - \frac{8}{3} g (G^\wedge - g)] \\
&= \frac{m(1+e)}{15} f(3-7e) g^2 G + 4(4-e) (g^\wedge G) g; \tag{C14}
\end{aligned}$$

where  $G = (V + V_1)^2 = 2$ . Thus, the numerator of (C6) becomes

$$\begin{aligned}
\int dV S(V) L[f^{(0)} S(V)] &= \frac{(1+e)}{15} \int dV \int dV_1 f^{(0)}(V) f^{(0)}(V_1) \\
&\quad S(V_1) f(3-7e) g^2 G + 4(4-e) (g^\wedge G) g; \tag{C15}
\end{aligned}$$

Here we can rewrite

$$\int dV S(V) L[f^{(0)} S(V)] = \frac{4}{15m} \frac{n^2}{T_0^3} (1+e) \left[ \frac{3-7e}{2} I_1 + 2(4-e) I_2 \right] \tag{C16}$$

where  $I_1$  and  $I_2$  are respectively given by

$$\begin{aligned}
I_1 &= \int dc \int dc_1 f(c) f(c_1) (c_1^2 - 5/2) (c^\wedge c + c_1^2)^\wedge c_1^\wedge \\
&= \frac{105}{8} - \frac{15}{2} + \frac{15}{8} \tag{C17}
\end{aligned}$$

and

$$\begin{aligned}
I_2 &= \int dc \int dc_1 f(c) f(c_1) (c_1^2 - 5/2) (c^2 - c_1^2) c_1^2 \\
&= \frac{105}{8} - \frac{15}{2} + \frac{45}{8}; \tag{C18}
\end{aligned}$$

Substituting (C17) and (C18) into (C16) we obtain

$$\int dV S(V) L[f^{(0)} S(V)] = \frac{n^2 T^3}{4m} \frac{T_0}{m} (1 + e) [7_3 (19 - 11e) - 20_2 (7 - 3e) + 45 - 5e]: \quad (C 19)$$

Substituting this into (C 6) we reach eq.(57) .

#### APPENDIX D : THE DISTRIBUTION FUNCTION AT THE FIRST ORDER

The explicit form of the distribution function at the first order is needed for the discussion of linear stability of homogeneous cooling states. Let us assume the form

$$f^{(1)} = [c_T S(V) - r \ln T + c_S S(V) - r \ln n + D_{ij}(V) r_i u_j] f^{(0)}(V): \quad (D 1)$$

Here recalling eqs.(40),(50) and (B 9) we can rewrite

$$\begin{aligned} &= \frac{1}{10} \int dV D_{ij}(V) C_{ij}(V) \\ &= \frac{c_u}{15} m^2 \int dV V^4 f^{(0)} \\ &= n T^2 c_u^{-2}: \end{aligned} \quad (D 2)$$

From (B 18), similarly, we obtain

$$\begin{aligned} &= \frac{1}{3T} \int dV S(V) \tilde{B}(V) \\ &= \frac{c_T}{3T} \int dV S(V) - S(V) f^{(0)} \\ &= \frac{5c_T n T^2}{4m} [7_3 - 10_2 + 5] \end{aligned} \quad (D 3)$$

and

$$\begin{aligned} &= \frac{1}{3n} \int dV S(V) \tilde{B}(V) \\ &= \frac{c_n}{3n} \int dV S(V) - S(V) f^{(0)} \\ &= \frac{5c_n T^3}{4m} [7_3 - 10_2 + 5] \end{aligned} \quad (D 4)$$

Therefore we obtain  $f^{(1)}$  as

$$f^{(1)}(V) = \frac{1}{n T^3} \frac{4m}{5(7_3 - 10_2 + 5)} S(V) - (r T + r n) + \frac{T}{2} D_{ij}(V) r_i u_j f^{(0)}(V): \quad (D 5)$$

## APPENDIX E : DETERMINATION OF $f^{(2)}$

In this section, let us determine  $f^{(2)}$  which is needed to discuss the hydrodynamic stability of homogeneous states. The second order correction  $f^{(2)}$  now becomes

$$f^{(2)} = (1 - e^2) \frac{2}{3nT} \nabla^2 [f^{(1)}; f^{(1)}] + 2! [f^{(2)}; f^{(0)}] \quad (E1)$$

Now let  $f_L^{(2)}$  be the linear part of  $f^{(2)}$ , which satisfies

$$f_L^{(2)} = (1 - e^2) \frac{4}{3nT} \nabla^2 [f^{(0)}; f^{(2)}]: \quad (E2)$$

The second order equation now becomes

$$(\partial_t^{(0)} + L)f^{(2)} = -\partial_t^{(2)} f^{(0)} - (D_t^{(1)} + V \cdot \nabla) f^{(1)} + J[f^{(1)}; f^{(1)}]: \quad (E3)$$

Here the contribution from  $J[f^{(1)}; f^{(1)}]$  can be neglected, because this term creates nonlinear terms of hydrodynamic variables. We also note

$$\begin{aligned} \partial_t^{(2)} n &= 0 \\ mn \partial_t^{(2)} u &= -\frac{1}{3} r \cdot (\nabla u) + \nabla^2 u \\ \partial_t^{(2)} T &= -T^{(2)} + \frac{2}{3n} (\nabla^2 T + \nabla^2 n) \end{aligned} \quad (E4)$$

for linearized equations. Taking into account the above argument [3] and (38) we obtain

$$\begin{aligned} (\partial_t^{(0)} + L)f_L^{(2)} &= -f_L^{(2)} T \partial_T f^{(0)} \\ &= -\frac{2}{3n} (\nabla^2 T + \nabla^2 n) \partial_T f^{(0)} \\ &\quad + \frac{4m S(V) V : (\nabla r \nabla T + \nabla r \nabla n)}{5nT^3 (7 - 10\epsilon_2 + 5)} f^{(0)} \\ &\quad + \frac{1}{nm} \left[ -\frac{1}{3} r \cdot (\nabla u) + \nabla^2 u \right] \frac{\partial}{\partial V} f^{(0)} \\ &\quad + \frac{4m}{5nT^3 (7 - 10\epsilon_2 + 5)} \left[ \frac{2}{3} T + n S(V) \cdot (\nabla r \cdot \nabla u) \right. \\ &\quad \left. - \frac{1}{nT^2} D_{ij}(V) [(nm)^{-1} r_i r_j p - V : r (\nabla u_j)] \right] f^{(0)}: \end{aligned} \quad (E5)$$

Further simplification is possible by noting that  $f^{(2)}$  is a scalar so that any contributions to  $f_L^{(2)}$  that are vector or traceless functions does not contribute. Let  $f_L^{(2)}$  be the residual part of  $f_L^{(2)}$ . Thus, we can simplify

$$\begin{aligned}
& (\Theta_t^{(0)} + L) f_L^{(2)} - L^{(2)} \Theta_T f^{(0)} \\
& = \left[ \frac{4m}{15nT^3} \frac{f^{(0)}(V) S(V)}{(7 - \frac{3}{2} + 5)} - \frac{2}{3nT} T \Theta_T f^{(0)} \right] (r^2 T + r^2 n) : \quad (E6)
\end{aligned}$$

Let us assume

$$f_L^{(2)} = M(T; V) r^2 T + N(T; V) r^2 n \quad (E7)$$

and taking into account (62) we obtain

$$\Theta_t^{(0)} r^2 T = \Theta_t^{(0)} r^2 T - \frac{T^{(0)}}{n} r^2 n : \quad (E8)$$

Substituting this into (E7) eq.(E6) becomes

$$(\Theta_T^{(0)} \Theta_T - \Theta_T^{(0)} + L) M - L^{(2)} \Theta_T f^{(0)} = \left[ \frac{4m}{15nT^3} \frac{f^{(0)} S(V)}{(7 - \frac{3}{2} + 5)} - \frac{2}{3nT} T \Theta_T f^{(0)} \right] \quad (E9)$$

and

$$(\Theta_T^{(0)} \Theta_T + L) M - L^{(2)} \Theta_T f^{(0)} = \frac{T^{(0)}}{n} M + \left[ \frac{4m}{15nT^3} \frac{f^{(0)} S(V)}{(7 - \frac{3}{2} + 5)} - \frac{2}{3nT} T \Theta_T f^{(0)} \right] : \quad (E10)$$

The scalar functions  $M$  and  $N$  are orthogonal to  $1, v$  and  $V^2$  from the solvability conditions

(23)–(25), i.e. not to contribute the transport coefficients determined in Appendix C. Thus,

we can assume

$$M = c_T^{(2)} Q(c) f^{(0)}(V); \quad N = c_n^{(2)} Q(c) f^{(0)}(V) \quad (E11)$$

with the form

$$Q(c) = c^4 + c^2 + : \quad (E12)$$

From the orthogonal conditions, and can be determined as (66). Thus, we obtain (65).

Equations to derive  $c_T^{(2)}$  and  $c_n^{(2)}$  are obtained from eqs.(E9) and (E10). At first they are rewritten as

$$\begin{aligned}
& -\frac{d}{2dc} (c^{(2)} c Q f) - c_T^{(2)} Q f + \frac{c_T^{(2)}}{0} L [Q f] + \frac{1}{2} \frac{d}{dc} \quad (E) \\
& = \frac{1}{3p_0} \frac{8fc^2 (c^2 - \frac{5}{2})}{5(7 - \frac{3}{2} + 5)} + \frac{d}{dc} \quad (E) \quad (E13)
\end{aligned}$$



and

$$\begin{aligned} -\frac{d}{2dc} [c^{(2)} c Q f] + \frac{c_n^{(2)}}{0} L [Q f] + \frac{2}{2} \frac{d}{0} \frac{d}{dc} \quad (E) \\ = -\frac{T}{n} c_T^{(2)} Q f + \frac{8fc^2 (c^2 - 5=2))}{3nT_0 (7_3 - 10_2 + 5)} + \frac{d}{dc} \quad (E) : \end{aligned} \quad (E14)$$

Multiplying them by  $c^4$  and integrate them all over  $c$  we obtain

$$\begin{aligned} (3 + ) c_T^{(2)} = \frac{16}{0} \frac{1}{2} \frac{1}{3p} \frac{2}{63_4 + 14_3 + 4_2} \\ + \frac{8}{15p_0 (7_3 - 10_2 + 5)} \frac{63_4 - 35_3}{63_4 + 14_3 + 4_2} \end{aligned} \quad (E15)$$

$$\begin{aligned} (2 + ) c_n^{(2)} = \frac{16}{0} \frac{2}{2} \frac{1}{3p} \frac{2}{63_4 + 14_3 + 4_2} \\ + \frac{8}{15p_0 (7_3 - 10_2 + 5)} \frac{63_4 - 35_3}{63_4 + 14_3 + 4_2}; \end{aligned} \quad (E16)$$

where

$$\begin{aligned} \frac{R}{0} \frac{d c c^4 L [Q(c) f(c)]}{d c c^4 Q(c) f(c)} \\ = \frac{4W}{15 (\frac{63}{4}_4 + \frac{7}{2}_3 + )} : \end{aligned} \quad (E17)$$

Here  $W$  is defined as  $W = \frac{R}{0} d c c^4 L [Q(c) f(c)] = 0$ . Introducing dimensionless  $c_T$  and  $c_n$  by

$$c_T = \frac{c_T^{(2)}}{0 = p_0}; \quad c_n = \frac{c_n^{(2)}}{0 = n^2_0} \quad (E18)$$

eqs.(E15) and (E16) can be rewritten as

$$\begin{aligned} c_T = \frac{1}{( \frac{3}{2} ) (63_4 + 14_3 + 4_2)} \\ \frac{8 (63_4 - 35_3)}{15 (7_3 - 10_2 + 5)} + \frac{16_2}{3} ( \frac{1}{2} ) \end{aligned} \quad (E19)$$

and

$$\begin{aligned} c_n = \frac{1}{( \frac{2}{2} ) (63_4 + 14_3 + 4_2)} \\ \frac{8 (63_4 - 35_3)}{15 (7_3 - 10_2 + 5)} + \frac{16_2}{3} ( \frac{2}{2} ) : \end{aligned} \quad (E20)$$

Eliminating  $\alpha_1$  and  $\alpha_2$  from (E19) and (E20) we obtain (64).

Now, we can evaluate  $W$  as in the previous section. The result may be

$$W = \frac{(1 - e^2)^{3/2}}{8} \left( \frac{37}{6} + \frac{e^2}{2} J_1 - 3(1 - e^2)^{3/2} \right); \quad (\text{E 21})$$

where

$$J_1 = \frac{15}{4} \left( \frac{15}{4} \alpha_2 + \frac{3}{2} \alpha_1 + 2 \right) + \frac{63}{4} \alpha_4 + \frac{7}{2} \alpha_3 \quad (\text{E 22})$$

and

$$J_2 = \frac{3}{2} \left( \frac{105}{8} \alpha_3 + \frac{15}{4} \alpha_2 + \frac{3}{2} \alpha_1 \right); \quad (\text{E 23})$$

Thus  $W$  is determined by

$$W = \frac{4}{15} \frac{\frac{63}{4} \alpha_4 + \frac{7}{2} \alpha_3 + \frac{3}{2} \alpha_2}{\alpha_4 + \frac{7}{2} \alpha_3 + \frac{3}{2} \alpha_2}; \quad (\text{E 24})$$

## REFERENCES

- [1] J.C. Maxwell, The Scientific papers of James Clerk Maxwell (Dover, New York, 1952).
- [2] L. Boltzmann, Lecture Notes on Gas Theory (Dover, New York, 1995).
- [3] S. Chapman and T.G. Cowling, The Mathematical Theory of Nonuniform Gases; Third Edition (Cambridge Univ. Press, Cambridge, 1970).
- [4] T. Poschel and S. Luding eds. Granular Gases (Springer, Berlin, 2000).
- [5] O. Pouliquen, Phys. Fluids 11, 542 (1999); L.E. Silbert, I.D. Ertas, G.S. Grest, T.C. Halsey, D. Levine, and S.J. Plimpton, Phys. Rev. E 64, 051302 (2001).
- [6] A. Medina, J. Phys. Soc. Jpn. 71, 1189 (2001); A. Lemaître, Phys. Rev. Lett. 89, 064302 (2002).
- [7] C.S. Campbell, Ann. Rev. Fluid Mech 22, 57 (1990).
- [8] N. Mitarai, H. Hayakawa, and H. Nakanishi, Phys. Rev. Lett. 88, 174301 (2002).
- [9] J.T. Jenkins and S.B. Savage, J. Fluid Mech. 130, 187 (1983).
- [10] C.K.K. Lun, S.B. Savage, D.J. Jeffrey and N. Chepurniy, J. Fluid Mech. 140, 223 (1984).
- [11] J.T. Jenkins and M.W. Richmond, Arch. Ration. Mech. Anal. 87, 355 (1985); Phys. Fluids, 28, 3485 (1985).
- [12] N. Sela and I. Goldhirsch, J. Fluid Mech. 361, 41 (1998).
- [13] J.J. Brey, J.W. Duffy, C.S. Kim and A. Santos, Phys. Rev. E 58, 4638 (1998).
- [14] V. Garzo and J.W. Duffy, Phys. Rev. E 59, 5895 (1999).
- [15] see e.g. P. Resibois and M. de Leener, Classical Kinetic Theory of Fluids (John Wiley and Sons, New York, 1977).

- [16] A . V . B o b y l e v , J . A . C a r r i l l o , a n d I . M . G a m b a , J . S t a t . P h y s . 98 , 743 (2000)
- [17] A . B a l d a s s a r r i , U . M . B . M a r c o n i a n d A . P u g l i s i , E u r o p h y s . L e t t . 58 , 14 (2002) .
- [18] P . K r a p i v s k y a n d E . B e n - N a i m , J . P h y s . A 35 , L 147 (2002) .
- [19] M . H . E m s t a n d R . B r i t o , E u r o p h y s . L e t t . 58 , 182 (2002) .
- [20] M . H . E m s t a n d R . B r i t o , c o n d - m a t / 0112417 (to be published in J . S t a t . P h y s . ) .
- [21] K . I c h i k i a n d H . H a y a k a w a , P h y s . R e v . E 52 , 658 (1995) .
- [22] W . J . S t r o n g e , I m p a c t M e c h a n i c s (C a m b r i d g e U n i v . P r e s s , C a m b r i d g e , 2000) .
- [23] G . K u w a b a r a a n d K . K o n o , J p n . J . A p p l . P h y s . , 26 , 1230 (1987); N . V . B r i l l i a n t o v , F . S p h a n , J . M . H e r t z s c h , a n d T . P o s c h e l , P h y s . R e v . E 53 , 5382 (1996); W . A . M o r g a d o a n d I . O p p e n h e i m , P h y s . R e v . E 55 , 1940 (1997); F . G e r l a n d A . Z i p p e l i u s , P h y s . R e v . E 59 , 2361 (1999); H . H a y a k a w a a n d H . K u n i n a k a , C h e m . E n g . S c i . 57 , 239 (2002) .
- [24] N . V . B r i l l i a n t o v a n d T . P o s c h e l , P h i l . T r a n s . R . S o c . L o n d . A 360 , 415 (2002) .
- [25] S . C h a p m a n , M a n c h e s t e r L i t . a n d P h i l . S o c . M e m o i r s . 66 , 1 (1922) .
- [26] A . B a l d a s s a r r i , U . M . B . M a r c o n i a n d A . P u g l i s i , P h y s . R e v . E 65 , 051301 (2002) ; T . P . C . v a n N o j i e a n d M . H . E m s t , P h y s . R e v . E ; J . W a k o u a n d M . H . E m s t , J . S t a t . P h y s . 107 , 3 (2002) .
- [27] C . T s a l l i s , J . S t a t . P h y s . 52 , 479 (1989) .
- [28] J . A . C a r r i l l o , C . C e r c i g n a n i a n d I . M . G a m b a , P h y s . R e v . E 62 , 7700 (2000) .
- [29] M . H . E m s t a n d R . B r i t o , P h y s . R e v . E 65 , 040301 (2002) .
- [30] J . M . M o n t a n e r o a n d A . S a n t o s , G r a n u l a r M a t t e r , 1 , 57 (1998) .
- [31] I . G o l d h r i s c h a n d I . Z a n e t t i , P h y s . R e v . L e t t . 70 , 1619 (1993) .
- [32] T . K a w a g u c h i , T . T a n a k a a n d Y . T s u j i , P o w d e r T e c h n o l . 96 , 129 (1998); T . K a w a g u c h i ,

- M .Sakamoto, T .Tanaka and Y .Tsuji, Powder Technol. 109, 3 (2000).
- [33] J. J. Brey, F .M oreno and J. W .D uffy, Phys. Rev. E 54, 445 (1996).
- [34] Y -h. Taguchi and H .Takayasu, Europhys. Lett. 30, 499 (1995).
- [35] A .Santos, cond-m at/0204071 (to be published in Physica A ).