

# NANOSCALE PHASE SEPARATION IN COLOSSAL MAGNETORESISTANCE MATERIALS: LESSONS FOR THE CUPRATES? <sup>\*</sup>

Elbio Dagotto<sup>1</sup>, Jan Burgy<sup>2</sup> and Adriana Moreo<sup>3</sup>

*National High Magnetic Field Lab and Department of Physics, Florida State  
University, Tallahassee, FL 32306, USA*

---

## Abstract

A recent vast experimental and theoretical effort in manganites has shown that the colossal magnetoresistance effect can be understood based on the competition of charge-ordered and ferromagnetic phases. The general aspects of the theoretical description appear to be valid for any compound with intrinsic phase competition. In high temperature superconductors, recent experiments have shown the existence of intrinsic inhomogeneities in many materials, revealing a phenomenology quite similar to that of manganese oxides. Here, the results for manganites are briefly reviewed with emphasis on the general aspects. In addition, theoretical speculations are formulated in the context of Cu-oxides by mere analogy with manganites. This includes a tentative explanation of the spin-glass regime as a mixture of antiferromagnetic and superconducting islands, the rationalization of the pseudogap temperature  $T^*$  as a Griffiths temperature where clusters start forming upon cooling, the prediction of “colossal” effects in cuprates, and the observation that quenched disorder may be far more relevant in Cu-oxides than previously anticipated.

---

1: dagotto@magnet.fsu.edu

2: jburgy@magnet.fsu.edu

3: adriana@magnet.fsu.edu

---

<sup>\*</sup> To appear in the Proceedings of the post- $\mu$ SR2002 *Superconductivity Workshop*, Williamsburg, VA., June 3-7, 2002, edited by A.J. Millis, S. Uchida, Y.J. Uemura.

# 1 INTRODUCTION

The physics of transition-metal-oxides [1] and other related compounds appears dominated by states that are microscopically and intrinsically inhomogeneous in the most interesting ranges of temperatures and carrier densities. The two most relevant examples are the manganites in the regime of colossal magnetoresistance (CMR), and cuprates at hole densities in the underdoped region. In manganites the inhomogeneities arise from phase competition between ferromagnetic metallic and charge-ordered insulating phases. In cuprates the competition occurs between antiferromagnetic insulating and superconducting or metallic states. Microscopic theoretical approaches must consider this phenomenon for a proper description of manganites and cuprates. Homogeneous states can at best describe these compounds on large length scales, at a phenomenological level.

The experimental evidence for the presence of inhomogeneous states, particularly in manganites but also to some extent in cuprates, is simply overwhelming, and it will not be comprehensively reviewed here. Several theoretical studies have also produced considerable evidence for the intrinsic tendency of electrons in these materials to induce competing states that are expected to separate microscopically. Some of these theoretical studies were reported even before the inhomogeneous states were clearly identified in experiments, highlighting the remarkable cross-fertilization between theory and experiments that exists in this area of investigation [2,3]. Reviews on this topic, in the manganite context, are already published [4,5]. Moreover, a book on the subject by one of the authors will be available soon [6]. The reader can find in these references hundreds of citations covering both theoretical and experimental aspects. In this short contribution, frequent references to [4,5,6] will be made to save space, and reduce the overlap with that previous literature. In the cuprate context, the issue of inhomogeneities is not as universally accepted as in manganites, although important recent observations point in that direction. The potential relevance of electronic phase separation was remarked in that context many years ago by Kivelson and others [3]. The conference proceedings contained in this volume provide one of the best sources of information and references for Cu-oxides inhomogeneities. Uemura [7] has also discussed extensively the importance of these inhomogeneities to understand the cuprates. Readers are encouraged to consult the above mentioned literature to find the relevant papers in this context, since in the present manuscript we will not address the details of the remarkable evidence on self-organization in transition oxides. Only a small subset of references, mainly by the authors for simplicity, is cited but the current effort is vast, involving dozens of groups.

This manuscript is divided in two parts. First, we focus on the recent proposal [4,5,6,8] that manganite phase competition is in fact the origin of the famous

CMR effect, showing that the inhomogeneities can lead to observable consequences. In such an analysis, it will become clear that analogous interesting phenomena can potentially be observed when any pair of phases are in close competition [8]. A second kind of phase separation near first-order transitions is described below, involving phases with the same electronic density as first observed experimentally by Cheong and collaborators [9] and then also theoretically by Moreo et al. [10]. As a natural consequence, the second portion of the contribution focuses on qualitative predictions that are made for the cuprates, based on the lessons learned in the manganite context. In fact, one of the main messages to the readers will be that manganites and cuprates share a similar phenomenology that leads to the potentially important speculations presented here.

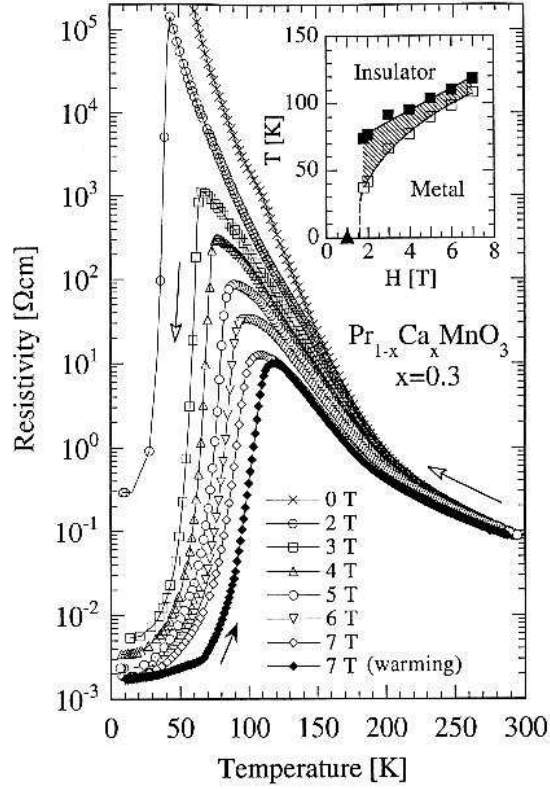
## 2 INHOMOGENEITIES IN MANGANITES AND OTHER COMPOUNDS

Manganites are interesting materials for at least three reasons:

(1) First, they have remarkable magnetotransport properties. Figure 1 illustrates this phenomenon with the example of  $\text{Pr}_{1-x}\text{Ca}_x\text{MnO}_3$  at hole doping  $x=0.30$ [11]. In the absence of magnetic fields, this material is insulating. However, relatively small fields of a few Teslas are sufficient to induce a metal insulator transition at low temperatures. In this regime the resistivity changes by several orders of magnitude, producing a truly colossal effect. The state induced by the magnetic fields is a poor metal –the residual zero temperature resistivity is high– and it is ferromagnetic. Note that fields of order 1T are small when compared with other typical electronic scales in a single crystal, but unfortunately they are still too large for applications in computers.

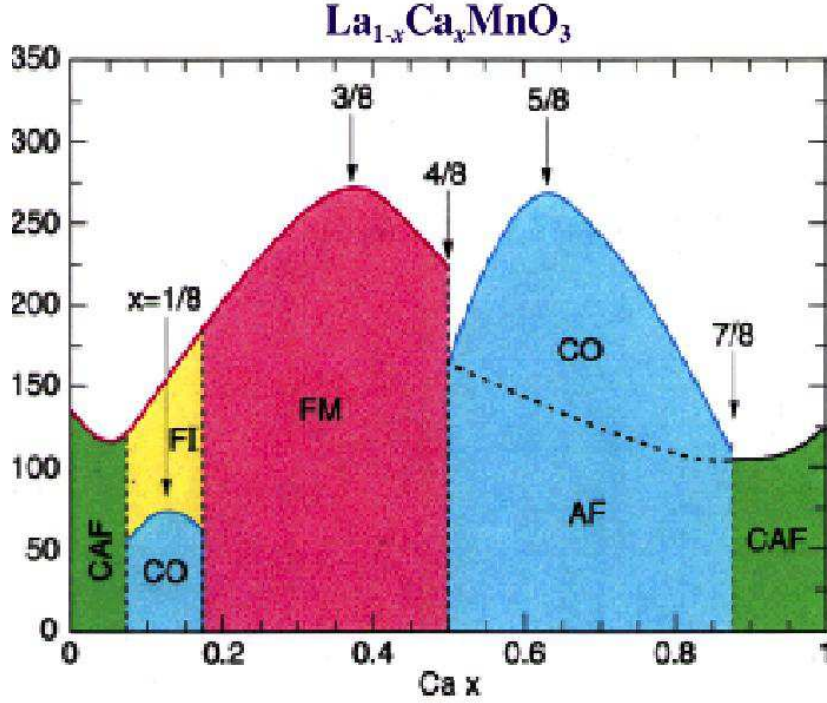
(2) A second reason for studying these compounds is the rich phase diagram they have. In Fig. 2 the example of  $\text{La}_{1-x}\text{Ca}_x\text{MnO}_3$  is shown[12]. The phase diagram contains a ferromagnetic (FM) metallic phase similar to the phase induced in Fig. 1 upon the application of a magnetic field. In addition, Fig. 2 exhibits many other phases, notably a charge-ordered (CO) and antiferromagnetic (AF) phase at hole densities  $x=0.50$  and beyond. This phase is also orbitally ordered [13], showing here that a new degree of freedom adds to the charge and spin, leading to complex patterns of symmetry breaking. It will be argued below that the competition of these two phases is crucial to understand the CMR [4,5,6]. The insulating state above the Curie temperature  $T_C$  is also nontrivial, and plays a key role in the CMR phenomenon.

(3) The third reason for studying manganites is the presence of intrinsic inhomogeneities, even in the best crystals available. Figure 3 is reproduced from



**Figure 1.** Temperature dependence of the resistivity of  $\text{Pr}_{1-x}\text{Ca}_x\text{MnO}_3$  at  $x=0.3$  and various magnetic fields. The inset is the phase diagram in the temperature-magnetic field plane, with the hatched region denoting hysteresis. From [11].

[4], where the phase diagram of  $\text{La}_{1-x}\text{Ca}_x\text{MnO}_3$  is shown again, but this time including brief statements taken from the experimental literature that highlights the presence of inhomogeneities. Words such as “polarons”, “clusters”, “multidomains”, “AF-FM coexistence” and related ones are ubiquitous in the experimental literature. These materials appear to have a tendency toward an inhomogeneous state, and typical length scales mentioned often are of a few lattice spacings (nanoscale). The pioneering experiments in this context are reviewed in Refs. [5,6], and the details will not be repeated here. Among the most recent experiments are those of Renner *et al.* [14] using Scanning Tunneling Microscopy (STM) applied to  $\text{Bi}_{1-x}\text{Ca}_x\text{MnO}_3$  in the regime of high hole doping and room temperature. The results are reproduced in Fig. 4. They show atomic resolution features in the surface of this compound and the presence of two types of charge ordering (upper panel): checkerboard and homogeneous. The former is associated with the CO/AF state, while the latter is presumably the FM state. In Fig. 5, dark-field electron microscopy results for  $(\text{La}_{1-y}\text{Pr}_y)_{1-x}\text{Ca}_x\text{MnO}_3$  are also reproduced, this time from Uehara *et al.* [9]. This material has a clear competition CO/AF vs. FM that can be tuned by varying the relative amount of La and Pr. The upper panel illustrates the low

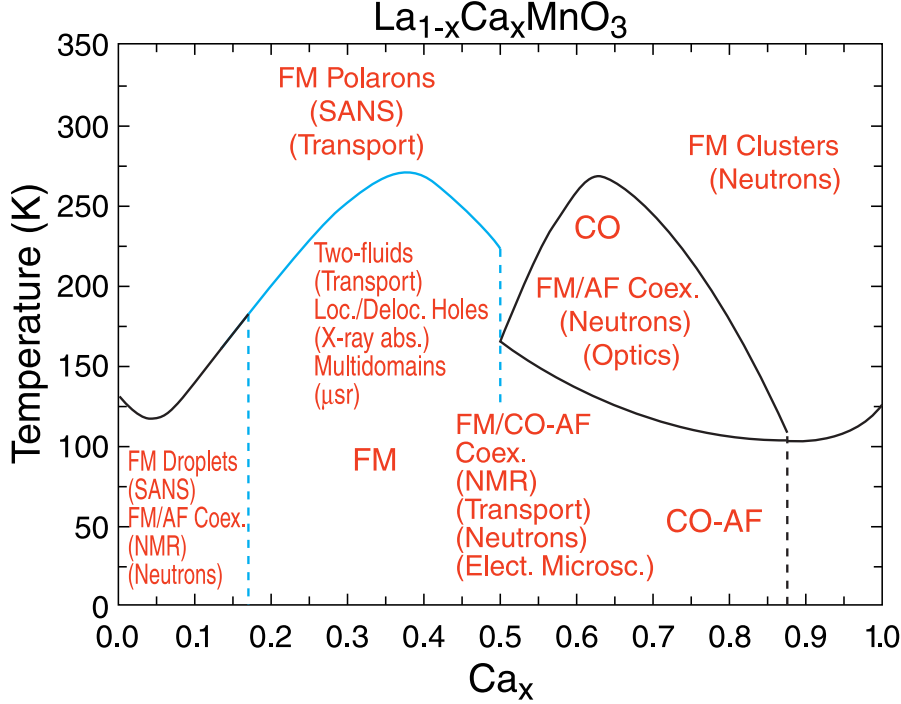


**Figure 2.** Phase diagram of  $\text{La}_{1-x}\text{Ca}_x\text{MnO}_3$ , from Cheong and Hwang [12]. The notation is standard. The marked hole density fractions appear to have more importance than others. According to modern theories, the canted regimes (CAF) may correspond to mixtures of AF and FM regions.

temperature results showing the presence of coexisting metallic and insulating regions. Their size is very large, at the submicrometer scale. If this type of experiment is indeed testing intrinsic properties of crystals, this large length scale introduces limitations on the theoretical considerations.

It will be argued later that motivations (1), (2), and (3) are actually *interconnected*. The rich phase diagram (2) causes phase competition and concomitant inhomogeneities (3), which themselves induce CMR (1). The details are in the following sections.

Recent investigations have shown that inhomogeneities are present in other compounds as well. Consider, for instance, the widely publicized remarkable STM results by the group of Davis [15], where a wide distribution of *d*-wave superconducting gaps was observed at the surface of Bi2212 in the superconducting regime. The size of the clusters was found to be in the nanometer range. This occurs both in the optimal and underdoped regimes. Note that the universality of this property is still under discussion and inhomogeneities may not be as prominent in other cuprates such as YBCO [16]. But at the very least, measurements in the much studied Bi2212 material must be reanalyzed in view of the recently discovered inhomogeneities. In addition, there are dozens of papers that have reported stripe-like structures, particularly in

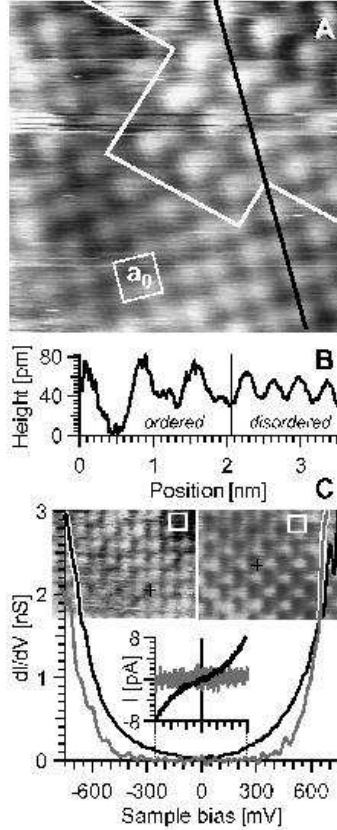


**Figure 3.** Schematic phase diagram of  $\text{La}_{1-x}\text{Ca}_x\text{MnO}_3$ , from Moreo *et al.* [4]. The words added refer to statements reproduced from the experimental literature, at the density and temperature of those experiments, as well as the technique used (NMR, Neutrons, etc). The use of words such as droplets, domains, polarons, clusters, and others indicate a tendency toward inhomogeneous behavior, present in most of the phase diagram.

$\text{La}_{2-x}\text{Sr}_x\text{CuO}_4$  in the underdoped regime. This is another manifestation of the intrinsic tendency toward microscopically inhomogeneous states (the list of references simply too long to be reproduced here). Finally, recent scanning SQUID microscopy study by Iguchi *et al.* [17] have reported the existence of diamagnetic activity above  $T_c$  in  $\text{La}_{2-x}\text{Sr}_x\text{CuO}_4$ . The phenomenon is found at temperatures as high as 80 K, which is remarkable! The size of the superconducting islands was found to be as large as several micrometers.

Adding to the evidence of inhomogeneous states in cuprates, recently indications of clustered states in Eu-based compounds have been reported in [18]. In this reference, the analogies with manganites were discussed and emphasized. Previously, it was widely believed that ferromagnetic polarons in Eu semiconductors were responsible for their properties. However, the most recent results [18] suggest a distribution of clusters of different sizes that may contain several carriers each. These are *not* polarons (one carrier with a spin distortion around) but more complex structures. The same observation regarding the relevance (or lack of it) of polarons is valid for cuprates and manganites as well. Their inhomogeneities cannot be visualized as “polarons”.

Finally, in ruthenates the possibility of orbital ordering has been recently




**Figure 4.** **A.** Atomic scale image of phase segregation at 299 K. From Renner *et al.* [14]. The white broken line separates an insulating charge-ordering region from a more metallic and homogeneous phase. The compound is  $\text{Bi}_{1-x}\text{Ca}_x\text{MnO}_3$  with  $x=0.76$ . **B.** Intensity profile extracted along the straight line shown in A. Note the difference in amplitude over the Mn sites in the ordered region due to charge ordering. **C.** Spectroscopic signature of phase separation. The spectra were acquired in the location of the crosses. Two clearly distinct results are obtained.

proposed [19]. In addition, large MR effects have been unveiled in bilayer Ru-oxides [20]. Phase competition was also found in the single layer ruthenate [21]. It seems that (Ca,Sr)-based ruthenates may behave similarly as other materials mentioned here. Nickelates, cobaltites, and other compounds add to the list where the inhomogeneities dominate in their ground state properties (for a far longer list than presented here, and more details, see Chs. 20 and 22 of [6]).

### 3 ELECTRONIC PHASE SEPARATION IN MANGANITES

On the theory front, most of the work carried out in the area of manganites uses models with two relevant degrees of freedom. One of them are the localized



**Figure 5.** Dark-field images for  $(\text{La}_{1-y}\text{Pr}_y)_{1-x}\text{Ca}_x\text{MnO}_3$ , from Uehara *et al.* [9]. Panel (a) shows the coexistence of insulator CO and metal FM regions, at 20 K and  $y=0.375$ . Panel (b) corresponds to  $y=0.4$  and  $T=17$  K, while panel (c) is also at  $y=0.4$  but for  $T=120$  K. The latter shows the development of nanoscale charge disordered domains at  $T>T_C$ .

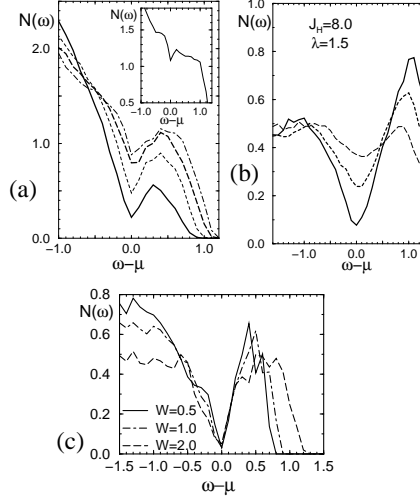
$t_{2g}$  spins and the other are the mobile  $e_g$  carriers. The latter has two relevant orbitals per Mn-ion. As a consequence, typical Hamiltonians involve: (1) The hopping of  $e_g$  electrons regulated by a  $2\times 2$  hopping matrix with an overall scale  $t$  (the hopping amplitude). (2) A local Hund coupling  $J_H$  that enforces alignment of spins between the  $e_g$  and  $t_{2g}$  spins (experimentally the spin of  $\text{Mn}^{3+}$  is known to take the maximum value  $S=2$ , compatible with a large Hund coupling). (3) A relatively small Heisenberg antiferromagnetic coupling  $J_{AF}$  between the localized  $t_{2g}$  spins, which, however, plays an important role in regimes where there are competing states of similar energy. In addition, either on-site Coulombic interactions with couplings  $U$ ,  $U'$ , and  $J$  in the standard notation (Ch. 4 of [6]), or an interaction between the electrons and Jahn-Teller (JT) phonons –regulated by a dimensionless coupling  $\lambda$ – are incorporated. In the approach favored by the present authors, the latter is used. In addition, if one further assumes that the phonons are classical, Monte Carlo simulations can be carried out without substantial technical difficulties [22]. Moreover, evidence shows that Coulomb interactions can be mimicked by combined large  $\lambda$  and  $J_H$  (Ch.8 of [6]), and it is expected that Coulombic or JT dominated models will lead to analogous behavior, at least at low temperatures.



Using this type of models, Yunoki *et al.* [2,22] and later several others (see [5,6] for references) have unveiled a clear signal of “electronic phase separation” in the manganite context. This type of phase separation manifests as a discontinuity in the density of carriers as the chemical potential  $\mu$  varies, for example in a Monte Carlo simulation. It was observed that even if  $\mu$  changes smoothly, there are electronic densities that can never be stabilized. If the system is forced to have such densities (for example working in the canonical ensemble), then the ground state separates spontaneously into two macroscopic regions, each carrying the phase at the extremes of the density discontinuity found varying  $\mu$ . At least for the one-orbital model (restricting the number of relevant  $e_g$  orbitals to one), the separation involves AF hole-undoped and FM hole-doped phases [2]. For two orbitals the situation is more complicated and it involves the orbital degree of freedom [22]. Electronic phase separation is a robust effect, and its presence in manganite models is not in doubt. The reader can find a discussion and the actual evidence of this behavior in [4,5] and Ch. 6 of [6]. The word electronic in front of phase separation is used here to remark the different densities of the two competing phases. It is widely accepted that if the tail  $1/r$  of the Coulomb interaction is incorporated, the macroscopic phase separation mutates into a microscopic effect, with the formation of clusters in the *nanoscale* range (see [3] and Ch. 6 of [6]). This has implications for the rationalization of the results of Uehara *et al.* [9] where submicrometer clusters were reported.

It is important to state that electronic phase separation in models of cuprates has been proposed even before the recent work in manganites. In the cuprate context, the proposed separation involves the AF insulator and either a metal or a superconductor (see for instance the work of Kivelson and collaborators in Ref.[3]). Phase separation appears clearly in the famous  $t$ - $J$  model, although it is still under much discussion whether it occurs at realistic values of  $J/t$  [23].

An interesting observation is that in regimes of temperatures, couplings, and densities that have cluster coexistence, there is a *pseudogap* in the density of states (DOS) (see Fig.6). This occurs, for example, at densities where phase separation exists by lowering the temperature to  $T=0$ . Intuitively, at intermediate temperatures precursors of phase separation must be present in the form of coexisting clusters. The existence of this pseudogap feature was remarked theoretically in [24]. Photoemission experiments have also unveiled a similar behavior in bilayer manganites [25]. It is expected that pseudogaps would appear in the density of states in the regimes of inhomogeneities, as a natural consequence of the competition between a metal (flat DOS) and an insulator (gapped DOS). As discussed later, this should occur in CMR manganites above the Curie temperature as well, since phase competition is expected in that regime. A pseudogap is well known to exist in underdoped copper oxide materials as well.

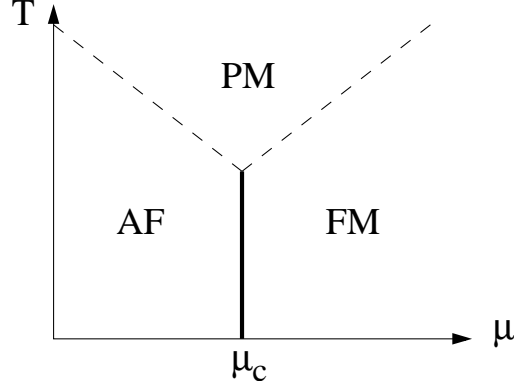


**Figure 6.** (a) DOS of the one-orbital model using a  $10 \times 10$  cluster at infinite Hund coupling, and temperature  $T=1/30$  in units of the hopping. The four lines from the top correspond to densities of mobile carriers equal to 0.90, 0.92, 0.94 and 0.97. The inset has results at density 0.86. (b) DOS for the two-orbital model using a 20-site chain, electronic density 0.7, Hund coupling 8, and  $\lambda=1.5$ . The three lines at the chemical potential from the top correspond to temperatures  $T=1/5$ ,  $1/10$ , and  $1/20$ . Both (a) and (b) are reproduced from Moreo *et al.* [24], where more details can be found. (c) DOS in the presence of disorder, from [10].  $W$  is the strength of disorder, and shown are results for the one-orbital model on a chain of 20 sites, with temperature  $T=1/75$  (hopping units), Hund coupling 8, and density 0.87. This corresponds to a regime of phase separation for zero disorder. The disorder stabilizes the system, and creates a pseudogap. For more details see [10].

#### 4 GENERAL ASPECTS OF PHASE COMPETITION IN THE PRESENCE OF QUENCHED DISORDER

The discovery of electronic phase separation in manganite models described in the previous section, and the resulting nanoscale coexisting clustered-state upon the introduction of  $1/r$  Coulomb effects, provides a first approximation toward the understanding of the physics of manganites (Fig. 3). This possible explanation is robust on theoretical grounds and compatible with experimental data. However, it is important to analyze phase separation in more general terms. In fact, the experiments of Uehara *et al.* [9] show clusters of sizes in the submicrometer scale involving two phases (varying  $y$  in  $(\text{La}_{1-y}\text{Pr}_y)_{1-x}\text{Ca}_x\text{MnO}_3$  it is possible to interpolate between FM and CO states at constant  $x$ ). The electronic density of these coexisting clusters is likely the same since different densities would lead to large energy penalizations due to the accumulation of charge.

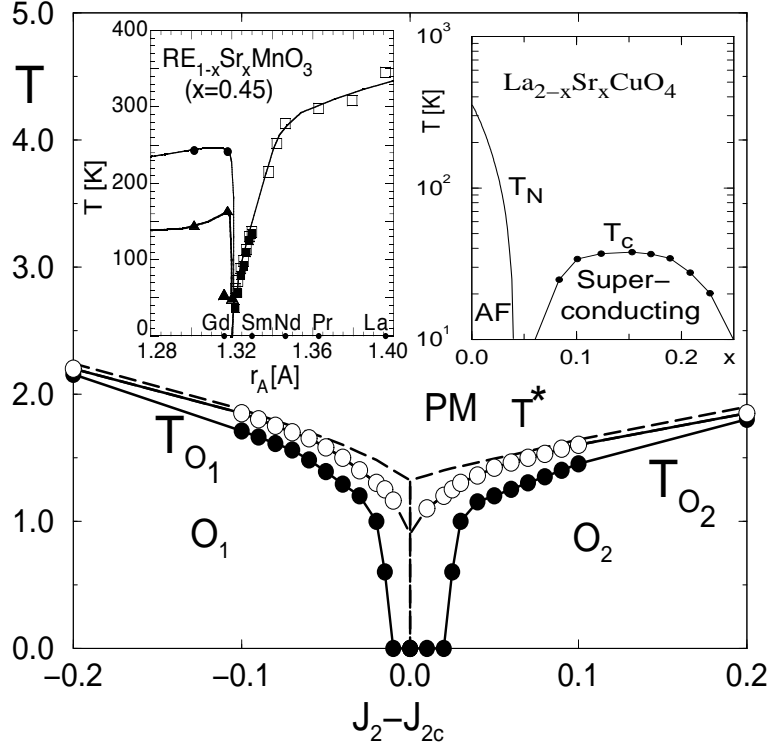
The results of the previous section can be reformulated as a first order transition as a function of the chemical potential  $\mu$ , as shown in Fig. 7. Let us now



**Figure 7.** Schematic representation of the electronic phase separation phenomenon in the  $T$ - $\mu$  plane. The notation is standard.

consider a similar first-order transition, but now varying an arbitrary parameter instead of  $\mu$ . This transition could occur at constant electronic density, changing for example the hopping amplitude  $t$  (which can effectively be done by chemical substitution as in  $(\text{La}_{1-y}\text{Pr}_y)_{1-x}\text{Ca}_x\text{MnO}_3$ ). In this case the  $1/r$  Coulomb interaction will not lead to such dramatic consequences (nanoclusters) as in the electronic phase separation case. However, *quenched disorder* produces interesting results. To carry out this type of calculations, recently Burgy *et al.* [8] used an Ising spin “toy model”, with couplings  $J_1$ ,  $J_2$  and  $J_4$  at distances 1,  $\sqrt{2}$ , and  $\sqrt{5}$  lattice spacings. It is expected that the general aspects of the results will not be severely affected by the details of the model. The Hamiltonian was selected such that two phases are in competition in the model under investigation. In Fig. 8 they are called phases “ $O_1$ ” and “ $O_2$ ” (in practice FM and AF “collinear” phases, respectively). The reader should not be deterred by the fact that the present convention for “ $O_1$ ” differs from that in [8]. The model is invariant under the transformation  $(J_1, J_2, J_4) \rightarrow (-J_1, J_2, -J_4)$ , hence the FM and AF states are interchangeable. The couplings are selected such that in the absence of disorder the phase diagram is as shown in Fig. 8 with dashed lines. A first-order transition separates the two phases at low temperatures. This is similar to Fig. 7 but now varying one of the couplings ( $J_2$ ) in the model, rather than the chemical potential. The critical value is  $J_{2c}=0.7J_1$ , but its actual value is a numerical detail not believed to be of relevance.

Quenched disorder is introduced by adding a random component to  $J_2$  since it is this coupling that must be varied to transform from one phase to the other. The random component is taken from a box distribution centered at zero, of total width  $W$ . From the study of Imry and Wortis [26] it is to be expected that disorder will transform a first-order transition into a continuous one. Simulations indicate a rich phase diagram when the two phases compete and disorder is introduced. The results for two typical values of  $W$  are in Fig. 8, reproduced from [8]. At values of  $J_2$  far from the region of competition, the disorder strength used is not sufficient to alter the value of



**Figure 8.** Phase diagram of the “toy model” of Ising variables with  $J_1$ - $J_2$ - $J_4$  couplings in two dimensions ( $J_4=0.2J_1$  to induce a clear first-order transition at low temperature, and  $J_1=1$  provides the energy scale). This phase diagram is believed to represent the behavior of any pair of competing phases. Disorder is introduced into the coupling  $J_2$  that allows the system to change from phase 1 to phase 2, which in this case are ferromagnetic and collinear, respectively. Details of the definition of the disorder, lattices and techniques used, can be found in the original reference Burgy *et al.* [8].  $T_{O_1}$  and  $T_{O_2}$  are the true ordering temperatures, while  $T^*$  is the clean-limit ordering temperature, which survives as a rapid “crossover” for cluster formation when disorder is introduced. The insets are phase diagrams of Mn-oxides on the left (private communication from Y. Tokura and Y. Tomioka), and the single layer cuprate on the right.

the critical temperatures. However, in the region of competition near  $J_{2c}$ , far more dramatic effects are observed. For “weak” disorder, both critical temperatures are appreciably reduced around  $J_{2c}$ , although still the general shape of the phase diagram resembles bicritical or tricritical behavior. This is one class of results that may be observed in experiments, as reported recently in  $\text{Pr}_{0.55}(\text{Ca}_{1-y}\text{Sr}_y)_{0.45}\text{MnO}_3$  [27]. On the other hand, for “large” disorder the reduction in the critical temperatures is far more dramatic, and it leads to a region *without* long-range order even at  $T=0$ . An example of this could be  $(\text{La}_{1-x}\text{Tb}_x)_{2/3}\text{Ca}_{1/3}\text{MnO}_3$ , reported in [28].

If we are correct in assuming that the general aspects of the problem remain for more realistic competing phases, it is then predicted that in materials

with phase competition two types of phases diagrams are to be expected for different strengths of the disorder (namely, the weak and strong disorder cases of Fig. 8). In the insets of the same figure, two experimentally determined phase diagrams are shown with features reminiscent of those in the theoretical calculation. On the right, is the well known phase diagram of  $\text{La}_{2-x}\text{Sr}_x\text{CuO}_4$  that in the underdoped regime shows a clear depletion of both the Néel and superconducting (SC) critical temperatures, forming a region widely known as the “spin glass”. It is tempting to speculate that this region is actually produced by phase competition between AF (perhaps containing stripes) and SC states. The actual form of the state is discussed below. On the left inset of Fig. 8 is the phase diagram of the Sr-based  $x=0.45$  manganite as determined by Tomioka and Tokura [27]. Note the presence of a deep reduction in the critical temperatures, generating a feature that resembles “quantum critical” behavior. Both insets have qualitative similarity with the theoretical study, and it is natural to believe that this is not accidental.

## 5 STATES OF RELEVANCE IN THE REGION OF PHASE COMPETITION AND PREDICTION OF $T^*$

What sort of states are induced in the region of competition upon the introduction of disorder? Typical results are shown in Fig. 9, where averages over a few hundred Monte Carlo sweeps are shown. On the left, the state is dominated by the white color. In our convention that means that in most of the sites of the lattice the order parameter is not well developed, namely, as time evolves the values of the order parameters fluctuate leading to a net zero result. This is the picture of a standard paramagnet, and it occurs at temperatures above the original critical temperature of the “clean” (not disordered) limit. *This temperature will play a key role in the following and we denote it by  $T^*$ .* This is a Griffiths temperature. Griffiths effects appear to be substantially magnified when disorder is introduced in regions of phase competition [8,29].

In the middle of Fig. 9 the state between the actual critical temperature  $T_{O_1}$  and  $T^*$  is presented. This state will lead us to a rationalization of the CMR effect, as described below. It still contains some paramagnetic (white) areas, but now it is clear that there are regions that have quasi-static *local order* and clusters are formed. These clusters are denoted in the figure with three grey colors as indicated in the caption. Some of them have the order that will become truly dominant below  $T_{O_1}$  (which is actually a Curie temperature in the example considered). However, these clusters can randomly have a positive or negative order parameter, leading to a *globally disordered* state. If Heisenberg variables –instead of Ising– would have been considered, then the orientation of the local order parameters of the clusters would point in arbitrary directions, but still leading to a global cancellation. In addition to these clusters, in



**Figure 9.** Typical spin configurations representative of dominant states in the toy model, generated by the MC simulation. Shown are averages over nearly 100 MC sweeps. The coupling and temperature for the three cases (1-2-3) are those marked in Fig.8. The conventions used are the following: the darkest regions correspond to the FM phase with positive order parameter; the next dark tone is FM with negative order parameter; the light grey is the competing collinear phase; while white corresponds to a paramagnetic region. The original colors can be found in Burgy *et al.* [8].

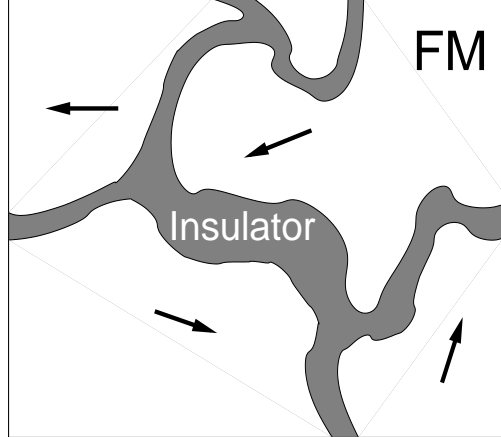
the figure one can observe small islands of the competing phase, namely, the phase that will become stable upon further increasing couplings. The fluctuations in the disorder create regions where  $J_2$  is locally larger than the critical value, and the other phase is stabilized.

It is easy to imagine that transport in such a complicated environment is quite complicated. Consider, for instance, a spin-up electron that crosses the sample coupled to the “toy model” states of relevance by a Hund coupling, as it occurs when  $e_g$  and  $t_{2g}$  degrees of freedom are considered. Movement within the spin-up locally ordered regions should be nearly ballistic for small clusters. However, for the spin-down regions as well as the competing phase regions (that contain spins up and down in stripes) the movement of the spin-up electron is not favored. They act as “insulators” for the up species of electrons. These insulating regions will increase the resistivity dramatically. There is no obvious easy channel for the flow of charge from one side of the sample to the other in this context. We will see below that this translates into a huge resistivity.

Finally, as the temperature is lowered further, then either the spin up or down clusters dominate, a percolation occurs and the dominance of one “color” is found in simulations (as shown in Fig. 9-3). This state will be favorable for transport of at least one spin species of electrons, although it is still inhomogeneous. Note the interesting formation of domain-walls in the FM order parameter, through the stabilization of the competing phase [8].

## 6 GENERALIZATION OF TOY MODEL RESULTS TO REAL MANGANITES

Calculations such as those reported in the previous section cannot be performed directly using realistic models for manganites. These models involve many degrees of freedom, some of them quantum mechanical (e.g. the  $e_g$  electrons). Such complex system cannot be easily simulated in clusters large enough to see percolative physics (although they can be studied fairly well to obtain phase diagrams in the absence of disorder). However, the results obtained with the toy model were easy to understand and they seem general enough to be valid under several other circumstances as well. Thus, we believe that in real manganites the competition between the FM and CO/AF states in the presence of sources of disorder also leads to a phase diagram as shown in Fig. 8, and to states as in Fig. 9 simply changing the labeling of the phases. As a consequence, two interesting conjectures can be made for manganites inspired by the study of simpler systems: (1) We believe that the CMR state has a “clustered” structure, with preformed FM and CO/AF clusters and even PM regions. Figure 10 shows a sketch of this state. It has no global net moment, but locally there is order (see also [9]). (2) There has to be a  $T^*$  scale in Mn-oxide real systems that correspond to a Griffiths temperature where clusters start forming. This temperature is larger than the true ordering temperatures.

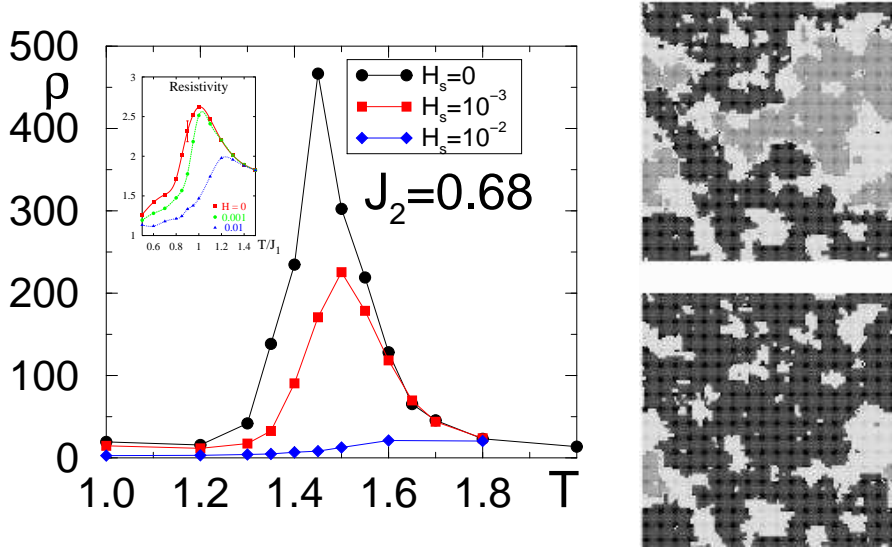


**Figure 10.** Proposed state for manganites in the CMR regime. FM clusters are locally formed, but with random orientations of the order parameter. The insulator forms walls between the FM metallic regions.

To test these assumptions, calculations must be carried out to check the presence of a CMR effect in a clustered state. This will be the goal of the next section. In addition, the  $T^*$  new scale should be observable in real materials. Some experimental results are described below that have reported results compatible with the clustered state and the existence of  $T^*$ .

## 7 POSSIBLE EXPLANATION OF THE CMR EFFECT

From the spin toy model discussed before, it is not possible to obtain the resistivity directly. However, it is possible to make reasonable assumptions that would allow us to obtain a rough estimation of that resistivity. As described in the previous section, we will consider electrons with either spin up or down moving in the background of the spins generated by the Monte Carlo simulations (represented in the various regimes by the three typical states shown in Fig. 8). For each state, simple rules can be established that would allow us to write a *random resistor network* approximation to the problem. The reader can find some details in [8], but the idea is simple: from the perspective of, say, the spin-up electron then (1) a low resistance in the effective network should connect FM regions with the positive magnetization; (2) a high (or infinite) resistance links the positive and negative magnetization FM regions (due to the Hund coupling spin-up electrons do not propagate in the negative moment FM areas); and (3) an intermediate resistance links the FM positive moment



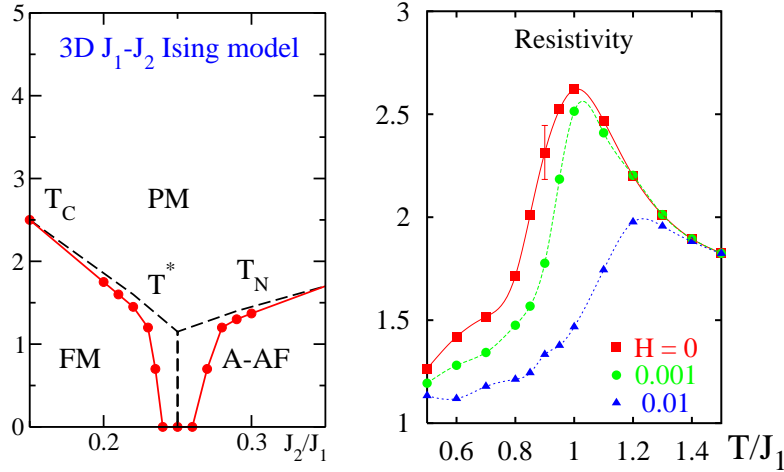
**Figure 11.** Resistance close to  $J_{2c}$ , obtained from the MC configurations of the toy model  $J_1$ - $J_2$ - $J_4$  by a suitable translation to manganite language of the many phases, supplemented by mild assumptions on the individual resistances that form the resistor network (see text and Ref. [8]). Note the large value of the zero-field resistance in the intermediate temperature region with preformed clusters, where there is a global cancellation of the order parameters (black is FM with positive moment, dark grey is FM with negative moment and light grey is the phase competing with FM). Resistances including an external field  $H_s$  (in units of  $J_1$ ) are also shown. There is a strong dependence of the resistance with external field, leading to a huge MR ratio, comparable to experiments. The snapshots on the right correspond to typical configurations before (upper panel) and after (lower panel) a field  $H_s = 10^{-2} J_1$  is turned on (for details see [8]). The inset shows similar behavior in 3D (see Fig. 12).



and PM regions. Analogous rules can be setup for spin-down electrons. By this procedure, for each Monte Carlo generated “snapshot”, a resistor network is constructed, and then solved iteratively using the Kirchoff equations.

The resistance (or resistivity) vs. temperature obtained by the procedure outlined in the previous paragraph is shown in Fig. 11, for a coupling  $J_2$  close to  $J_{2c}$ . In the absence of magnetic fields, a *huge* peak is found at intermediate temperatures in qualitative agreement with experimental results, and also with the theoretical expectations as described in the previous section. The state between  $T_{O_1}$  and  $T^*$ , with its clustered and messy structure, is very detrimental for transport of charge, and the results of the resistor network approximation confirm this guess.

The most spectacular result is the dependence of the resistance with magnetic fields, also contained in Fig. 11. Consider, for example, a tiny field of just  $10^{-3}J_1$  in the natural units of the problem. This field is found to reduce the peak in the resistivity by 50%, an enormous effect! For a field of  $10^{-2}J_1$  the peak has basically disappeared in the scale of Fig. 11. This effect found in simulations is quite similar in scale to those reported experimentally. Similar results are found in 3D simulations (Fig. 12), although of smaller magnitude (work is still in progress in this context, see [30]).



**Figure 12.** (*left*) Phase diagram of the  $J_1$ - $J_2$  toy model using a three dimensional lattice. The couplings were selected such that ferromagnetic and collinear (or A-AF) phases are in competition. The  $T^*$  scale is indicated. Results are quite similar to those in two dimensions. (*right*) Resistivity vs temperature, at the external fields indicated. A large magnetoresistance is observed. The calculation was done using similar resistor network rules as in two dimensions. Details, such as couplings used and strength of disorder, can be found in [30].

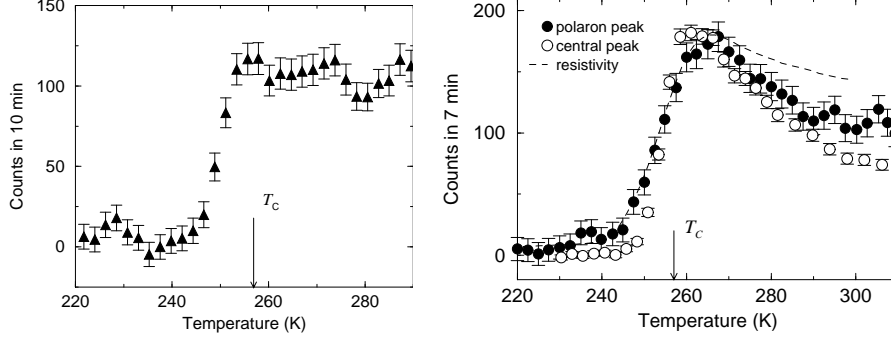
What is the physics behind the results in Fig. 11? Consider also in Fig. 11 (right panels) a typical state found in the simulations at zero field, in the temperature range of interest. As described before, it contains regions with

positive and negative magnetization as well as insulating domains. The key issue for the present discussion is the relatively robust size of the preformed ferromagnetic clusters. Suppose the magnetic field has a sign such that it favors the positive magnetization. The negative magnetization clusters involve dozens of spins and in this respect they behave like giant effective spins. Such a giant spin can rotate in spin space under the influence of a tiny magnetic field. The effect is large not because the field is large, but because the preformed effective spin is large! In fact the bottom right panel of Fig. 11 shows the net effect of adding a magnetic field of  $10^{-2}J_1$ . The regions with negative magnetization have flipped to positive, the insulating regions separating positive from negative magnetizations have melted away (since they are no longer needed), and now several channels for transport are opened for spin-up electrons. A small magnetic field produces huge changes in transport due to the existence of preformed ferromagnetic clusters! We believe that these ideas have captured the essence of the CMR paradox, although much more work is certainly needed to fully refine them.

## 8 PHASE COEXISTENCE ABOVE $T_C$ and EXPERIMENTAL DETERMINATION OF $T^*$

At present, several exciting experiments are being carried out to study the existence of a  $T^*$  new scale in manganites. We cannot review them all here for lack of space, but the reader can consult Ch. 19 of [6] for a more detailed discussion, preliminary information, and additional citations. For our purposes, here we will only describe the recent work of Adams *et al.* [31] where neutron scattering results for  $\text{La}_{1-x}\text{Ca}_x\text{MnO}_3$  with  $x=0.30$  were reported in a wide range of temperatures. Some results are in Fig. 13. The authors of Ref.[31] studied diffuse scattering in the vicinity of a Bragg peak. Some features at particular values of the momenta are identified as caused by the presence of “uncorrelated” Jahn-Teller polarons. The intensity of one of those momenta vs. temperature is in Fig. 13 (a). Below the Curie temperature the signal is small, while in the range experimentally investigated the intensity is nearly *constant* above  $T_C$ . This behavior does not follow the resistivity of the system, which has a large peak at  $T_C$ , and it rapidly decreases both below and above that ordering temperature. Then, the uncorrelated polarons (namely, a state dominated by a gas of independent fairly heavy polarons) is *not the state of relevance for manganites, since it does not correlate with the resistivity*.

On the other hand, in Fig. 13 (b), results of the same experiment but at other momenta are shown. They correspond to the signal attributed to “correlated polarons”, which manifest as a weak peak in the vicinity of the dominant Bragg peak. This feature in the neutron intensity indicates that polarons are not independent, but they form a structure that seems to resemble closely the



**Figure 13.** (a) Temperature dependence of the diffuse polaron scattering (uncorrelated polarons) for  $\text{La}_{1-x}\text{Ca}_x\text{MnO}_3$  ( $x=0.30$ ). Note that above  $T_C$  the results are nearly temperature independent in the range investigated. (b) Temperature dependence of the intensity of the “polaron peak” –corresponding to charge ordering– compared to the central peak intensity discovered by Lynn *et al.* [32], as well as the resistivity. The data have been scaled so the peak heights match. It was concluded that “The similarity of the data indicates a common origin”. From Adams *et al.* [31], where more details can be found.

CE-state of half-doped manganites [33]. Then, the correlated polaron signal should be more properly referred to as CE-clusters or charge-ordered clusters, and they correspond to small islands of a phase (CO/AF) that becomes stable by changing the chemical composition. The key result of Ref.[31] (Fig. 13 (b)) is that the intensity corresponding to the charge-ordered clusters behaves as a function of temperature quite similarly as the resistivity does. Adams *et al.* [31] write that “*The similarity of the data indicate a common origin.*” Then, the coexistence of CE-like clusters, with the FM clusters known to exist in the same regime [34] and, probably, paramagnetic regions as well, forms a complex state whose existence is correlated with the anomalous behavior found in transport measurements. Following the neutron peak intensity related with charge-ordered clusters vs. temperature would allow for a determination of  $T^*$  when the signal vanishes. These conclusions are supported by a variety of measurements by several groups in addition to those described here (for a list see Ch. 19 of [6]).  $T^*$  in materials such as  $\text{La}_{1-x}\text{Ca}_x\text{MnO}_3$  ( $x=0.30$ ) appears to be located in the neighborhood of 400 K [34]. Adding to these results, recent studies by Argyriou *et al.* [35] have also reported a  $T^*$  in bilayered manganites that appears to correspond to a glassy transition, at a temperature well above the ordering temperatures. Work in this important and exciting subarea of manganite physics is just starting, and many surprises will likely be found in the near future.

## 9 LESSONS FOR THE CUPRATES

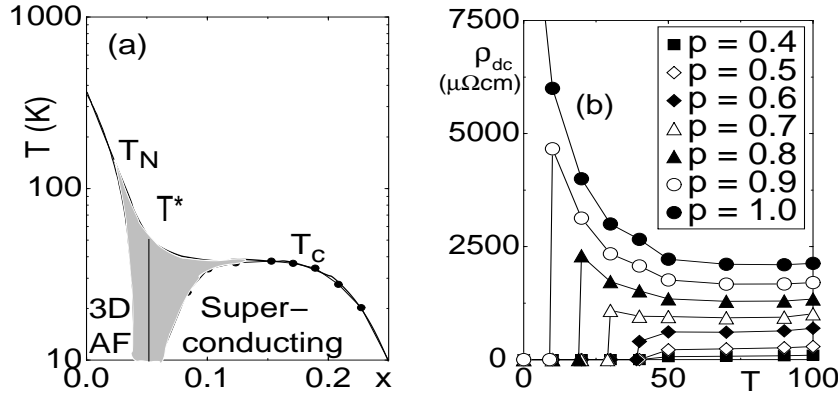
The results for manganites described above, with inhomogeneities clearly found both in experimental and theoretical investigations, appear to originate in phase competition. The general considerations mentioned during the discussion of this problem indicate that phase competition between any pair of fairly different ordered phases should lead to a similar phenomenology. In particular, the results of Fig. 8 should apply to the superconductivity vs. AF insulator competition in high temperature superconductors. As a consequence, by mere analogy with manganites it is possible to list some properties that cuprates may have if indeed they behave similarly as other transition metal oxides [8]. The results of the present discussion when applied to cuprates can be labeled as “speculations” at this point, since it is difficult to carry out detailed calculations for Cu-oxides. However, they are “educated” speculations that deserve serious consideration and they may help clarifying the complicated behavior of cuprates in the underdoped regime. Note, once again, that the readers are encouraged to consult the literature presented here (e.g. [6] and [8]) as well as the rest of these proceedings, to find other papers with analogous ideas. Percolative concepts in cuprates have been around for some time, although they have not been at the forefront of the theoretical developments.

The potential similarities cuprates-manganites lead to the following possibilities:

\* The phase diagram of  $\text{La}_{2-x}\text{Sr}_x\text{CuO}_4$  in one inset of Fig. 8 is believed to contain a spin-glass phase. From the main result of the same figure, this phase could instead arise from a mixture of SC and AF clusters. The different orientations of the order parameters in different clusters could lead to their global cancellation (the order parameter for SC contains a phase factor that could randomly change from cluster to cluster). The implication, then, is that the phase transition SC-AF in the clean limit with no sources of disorder could have *first-order* characteristics, as sketched in Fig. 14 (a). This is reminiscent of the behavior in organic superconductors and in  $SO(5)$  theories of superconductivity [36,37].

\* The famous pseudogap temperature scale would be in this context just the Griffiths temperature of Fig. 8, namely, a remnant of the clean limit phase transition below which the system orders locally. The results of Iguchi *et al.* [17] with superconducting regions in  $\text{La}_{2-x}\text{Sr}_x\text{CuO}_4$  even at temperatures as high as 80 K, suggest that indeed  $T_c$  could be much higher than previously believed in this context.

\* Percolative effects may exist in cuprates as well, as they seem to be present in manganites. This is a natural consequence of the inhomogeneous picture



**Figure 14.** (a) Conjectured phase diagram for high-temperature superconductivity [8]. Black lines should be the actual phase boundaries without disorder. The shaded region is conjectured to have metallic (SC) and insulating (AF) coexisting regions in the real materials. (b) Resistivity  $\rho_{ab}$  vs  $T$ , from a random-resistor network calculation as in Ref.[39], where details can be found. A  $50 \times 50$  cluster was used, with  $\rho_{ab}$  for insulating (optimal doping) fraction  $p=1.0$  (0.0) taken from LSCO  $x=0.04$  (0.15) data [H. Takagi *et al.*, Phys. Rev. Lett. **69**, 2975 (1992). See also Y. Ando *et al.*, cond-mat/0104163]. The inset labels are the  $p$  fractions at 100 K, all of which are smoothly reduced with decreasing  $T$  until percolation to a SC state occurs at  $p=0.5$ .

for the underdoped regime [38]. Some rough calculations of resistivities using random resistor networks have been already presented (see Fig. 14 (b), reproduced from [8], and also Ref. [39]).

\* Although not discussed in detail in this paper, studies in Mn-oxides [10] have brought forward the ideas of Imry and Ma about phase competition using the Random Field Ising Model [40]. In this context, when a cluster of radius  $R$  is created inside a region dominated by a competing phase, near a first-order transition, the energy penalization due to the surface is positive and grows as  $R^{d-1}$  where  $d$  is the dimension. On the other hand, the fluctuations in the disorder strength grow as  $R^{d/2}$ , from standard considerations involving random numbers. A balance between the two occurs at  $d=2$ , widely believed to be the critical dimension of the problem. This dimension is of relevance for two-dimensional cuprates. Effects of this nature could be at work in bilayered manganites as well. If Heisenberg variables are used instead of Ising variables, it can be shown that the critical dimension increases to 4, and the ideas may even apply in three dimensional systems.

\* If it is correct that cuprates and manganites are both described by the same phenomenological approach contained in Fig. 8, then there has to be an analog in Cu-oxides of the “colossal” MR in Mn-oxides! From the discussion in previous sections it seems that CMR occurs when preformed FM clusters are rapidly aligned by an external magnetic field. In the SC vs. AF case, supercon-

ducting clusters may be preformed with a basically random phase. If one could have an external field that favors the alignment of these phases, this theory predicts that rapidly a SC state should be generated. However, there is no external field that we know that can produce this alignment. An approximation would be to bring the sample in the clustered regime in close proximity to a system already superconducting. This would favor the phase alignment. In fact, there are already results in the literature reporting a “colossal proximity effect” in YBCO, that may be a manifestation of the theory discussed here [41]. This is an exciting area of research that may lead to many surprises.

\* Disorder may play a role in cuprates far more important than previously anticipated. By carefully growing samples with as little disorder as possible, the  $T_c$  should grow, having  $T^*$  as the best value possible. Purely phenomenological studies in this context by Attfield *et al.* [42], both for manganites and cuprates, lead to similar conclusions. Recent results by Eisaki *et al.* [43] also suggest that carefully prepared samples have higher critical temperatures than previously believed. Could it be that a new generation of ultra-clean samples is needed to make progress in high temperature superconductors? This is not a pleasant thought, but we may need even better crystals than currently available to unveil the proper phase diagram of Cu-oxides.

\* Finally, note that materials such as  $\text{CeCoIn}_5$  heavy-fermions appear to have a phase diagram quite similar to those of cuprates, including a pseudogap regime and a  $T^*$  [44]. We feel that it is unlikely that totally different mechanism are at work in these families of compounds. Thus, the explanation for pseudogap and  $T^*$  must be simple and general, and the one described above satisfies these requirements. We do not believe that exotic two dimensional states are responsible for these features.

It is important to remark that there are alternative viewpoints to the hypothesis of a first-order transition smeared by quenched disorder into a mixed-phase state discussed here. The alternative is to have in the clean limit *tetracritical* behavior in the competition between the antiferromagnet and the  $d$ -wave superconductor [45,46] (as opposed to the bicritical or tricritical behavior addressed here). This leads to a coexistence of the two order parameters which occurs even locally, contrary to the view postulated here and in manganites that there is a microscopic separation of phases in real space. Some experiments support this view [47]. We have not studied how quenched disorder influences on a clean-limit tetracritical phase diagram. Hopefully this issue will be clarified in future work.

## 10 CONCLUSIONS

In recent years the key role of inhomogeneities in transition metal oxides and related compounds has been unveiled. The evidence in manganites is very strong, both in theory and experiments. The competing phases here are CO/AF and FM. The existence of preformed clusters and its easy alignment with modest magnetic fields leads to a large magnetoresistance. Phase separation appears to be at the heart of this phenomenon. By mere analogy with the Mn-oxide phenomenology, speculations can be made for cuprates as well. The spin-glass phase could arise from SC vs. AF phase competition, and the pseudogap  $T^*$  could be a Griffiths temperature where local clusters start forming. Colossal effects could be present in Cu-oxides, a challenging concept. The importance of inhomogeneities in cuprates is slowly being unveiled by experiments, and these notorious deviations from an homogeneous state must be considered in any serious theoretical description of the still poorly understood high temperature superconductors.

This work was supported by NSF grant DMR-0122523 and by MARTECH.

Conversations with A. Millis and S. Sachdev are gratefully acknowledged.

## References

- [1] For a brief review of manganites and cuprates see Y. Tokura and N. Nagaosa, *Science* **288**, 462 (2000) and J. Orenstein and A. J. Millis, *Science* **288**, 468 (2000); and references therein.
- [2] S. Yunoki, J. Hu, A. L. Malvezzi, A. Moreo, N. Furukawa, and E. Dagotto, *Phys. Rev. Lett.* **80**, 845 (1998), and references therein.
- [3] The literature on stripes in cuprates is too large to be reproduced here. Some of the leading contributions in this context are J. M. Tranquada *et al.*, *Nature* **375**, 561 (1995); V. Emery, S. Kivelson, and H. Lin, *Phys. Rev. Lett.* **64**, 475 (1990); S. A. Kivelson, *Physica C* **209**, 597 (1993); S. A. Kivelson and V. J. Emery, *Synthetic Metals* **65**, 249 (1994); U. Löw *et al.*, *Phys. Rev. Lett.* **72**, 1918 (1994); L. P. Gor'kov and A. Sokol, *JETP Lett.* **46**, 420 (1987); J. Zaanen, *J. Phys. Chem. Solids* **59**, 1769 (1998); M. Moraghebi, S. Yunoki, and A. Moreo, *Phys. Rev. Lett.* **88**, 187001 (2002). See also D. Poilblanc and T. M. Rice, *Phys. Rev. B* **39**, 9749 (1989); C. Castellani, C. Di Castro, and M. Grilli, *Phys. Rev. Lett.* **75**, 4650 (1995); A. H. Castro Neto and D. Hone, *Phys. Rev. Lett.* **76**, 2165 (1996); S. R. White and D. J. Scalapino, *Phys. Rev. Lett.* **80**, 1272 (1998); S. A. Kivelson, E. Fradkin, and V. J. Emery, *Nature* **393**, 550 (1998); C. S. Hellberg and E. Manousakis, *Phys. Rev. Lett.* **83**, 132 (1999); C. Buhler, S. Yunoki and A. Moreo, *Phys. Rev. Lett.* **84**, 2690 (2000); A. L. Chernyshev, A. H. Castro

- Neto, and A. R. Bishop, Phys. Rev. Lett. **84**, 4922 (2000); G. Martins *et al.*, Phys. Rev. Lett. **84**, 5844 (2000); E. Dagotto *et al.*, Phys. Rev. B **49**, 3548 (1994).
- [4] A. Moreo, S. Yunoki and E. Dagotto, Science **283**, 2034 (1999).
  - [5] E. Dagotto, T. Hotta, and A. Moreo, Phys. Reports **344**, 1 (2001).
  - [6] E. Dagotto, *Nanoscale Phase Separation and Colossal Magnetoresistance*, (Springer-Verlag, Berlin, 2002) (scheduled to appear in print in Oct. 2002).
  - [7] For example, see Y. J. Uemura, cond-mat/0110642; and A. T. Savici *et al.*, cond-mat/0202037; and references therein.
  - [8] J. Burgy, M. Mayr, V. Martin-Mayor, A. Moreo, E. Dagotto, Phys. Rev. Lett. **87**, 277202 (2001).
  - [9] M. Uehara, S. Mori, C. H. Chen, and S.-W. Cheong, Nature **399**, 560 (1999); V. Podzorov, M. Uehara, M. E. Gershenson T. Y. Koo and S-W. Cheong, Phys. Rev. B **61**, R3784 (2000). The importance of martensitic (long ranged strain) interactions is discussed in V. Podzorov, B. G. Kim, V. Kiryukhin, M. E. Gershenson, and S-W. Cheong, Phys. Rev. B **64**, 140406 (2001).
  - [10] A. Moreo, M. Mayr, A. Feiguin, S. Yunoki, and E. Dagotto, Phys. Rev. Lett. **84**, 5568 (2000).
  - [11] Y. Tomioka and Y. Tokura, *Metal-Insulator Phenomena Relevant to Charge/Orbital-Ordering in Perovskite-Type Manganese Oxides*, 1999 preprint.
  - [12] S.-W. Cheong and H. Y. Hwang, *Ferromagnetism vs Charge/Orbital Ordering in Mixed-Valent Manganites*, in *Colossal Magnetoresistance Oxides*, edited by Y. Tokura (Gordon & Breach, Monographs in Condensed Matter Science, London, 1999).
  - [13] K. I. Kugel and D. I. Khomskii, Sov. Phys. Usp. **25**, 231 (1982); and references therein. See also D. I. Khomskii and G. A. Sawatzky, Solid State Comm. **102**, 87 (1997).
  - [14] Ch. Renner, G. Aeppli, B-G. Kim, Yeong-Ah Soh, and S-W. Cheong, Nature **416**, 518 (2002).
  - [15] S. H. Pan, J. P. O'Neal, R. L. Badzey, C. Chamon, H. Ding, J. R. Engelbrecht, Z. Wang, H. Eisaki, S. Uchida, A. K. Gupta, K-W. Ng, E. W. Hudson, K. M. Lang, and J. C. Davis, Nature **413**, 282 (2001); and references therein.
  - [16] J. Bobroff, H. Alloul, S. Ouazi, P. Mendels, A. Mahajan, N. Blanchard, G. Collin, V. Guillen, and J.-F. Marucco, cond-mat/0203225. See also N.-C. Yeh *et al.*, Physica C **364-365**, 450 (2001). See also N.-C. Yeh *et al.*, Phys. Rev. Lett. **87**, 087003 (2001). Some old results against phase separation in YBCO are also in P. C. Hammel, M. Takigawa, R. H. Heffner, Z. Fisk, and K. C. Ott, Phys. Rev. Lett. **63**, 1992 (1989); M. Takigawa, A. P. Reyes, P. C. Hammel, J. D. Thompson, R. H. Heffner, Z. Fisk, and K. C. Ott, Phys. Rev. B **43**, 247 (1991).



- [17] I. Iguchi, T. Yamaguchi, and A. Sugimoto, *Nature* **412**, 420 (2001), and references therein.
- [18] H. Rho, C. S. Snow, S. L. Cooper, Z. Fisk, A. Comment, and J-Ph. Ansermet, *Phys. Rev. Lett.* **88**, 127401 (2002).
- [19] T. Hotta and E. Dagotto, *Phys. Rev. Lett.* **88**, 017201 (2002).
- [20] G. Cao, L. Balicas, Y. Xin, E. Dagotto, J. E. Crow, C. S. Nelson, and J. P. Hill, *cond-mat/0205151*.
- [21] S. Nakatsuji, K. Sugahara, M. Yoshioka, D. Hall and Y. Maeno, preprint 2002.
- [22] S. Yunoki, A. Moreo, and E. Dagotto, *Phys. Rev. Lett.* **81**, 5612 (1998).
- [23] The most recent numerical calculations suggest the absence of phase separation at small  $J/t$ . See S. Sorella *et al.*, *Phys. Rev. Lett.* **88** 117002 (2002).
- [24] A. Moreo, A. Yunoki, and E. Dagotto, *Phys. Rev. Lett.* **83**, 2773 (1999).
- [25] D. S. Dessau *et al.*, *Phys. Rev. Lett.* **81**, 192 (1998).
- [26] Y. Imry and M. Wortis, *Phys. Rev. B* **19**, 3580 (1979). See also J. Cardy, *cond-mat/9806355*, and M. Aizenman and J. Wehr, *Phys. Rev. Lett.* **62**, 2503 (1989); K. Hui and A. N. Berker, *Phys. Rev. Lett.* **62**, 2507 (1989).
- [27] Y. Tomioka and Y. Tokura, private communication. See also Y. Tomioka and Y. Tokura, preprint, 2002, submitted to *Phys. Rev. B*.
- [28] J. M. De Teresa *et al.*, *Phys. Rev. B* **56**, 3317 (1997).
- [29] The relevance of Griffiths temperatures in manganites was also recently addressed in M. B. Salamon, P. Lin, and S. H. Chun, *Phys. Rev. Lett.* **88**, 197203 (2002).
- [30] J. Burgy *et al.*, in preparation.
- [31] C. P. Adams, J. W. Lynn, Y. M. Mukovskii, A. A. Arsenov, and D. A. Shulyatev, *Phys. Rev. Lett.* **85**, 3954 (2000).
- [32] J. W. Lynn *et al.*, *Phys. Rev. Lett.* **76**, 4046 (1996).
- [33] S. Yunoki, T. Hotta, and E. Dagotto, *Phys. Rev. Lett.* **84**, 3714 (2000); and references therein.
- [34] J. M. De Teresa *et al.*, *Nature* **386**, 256 (1997); and references therein.
- [35] D. N. Argyriou, J. W. Lynn, R. Osborn, B. Campbell, J. F. Mitchell, U. Ruett, H. N. Bordallo, A. Wildes, and C. D. Ling, *Phys. Rev. Lett.* **89**, 036401 (2002).
- [36] For a recent reference see T. Sasaki, N. Yoneyama, A. Matsuyama, and N. Kobayashi, *Phys. Rev. B* **65** 060505 (2002). See also T. Vuletić, P. Auban-Senzier, C. Pasquier, S. Tomić, D. Jérôme, M. Héritier, and K. Bechgaard, *cond-mat/0109031*.

- [37] The conjectured first-order character of the SC-AF transition discussed here is reminiscent of similar features addresses within the SO(5) scenario (see S. C. Zhang, *Science* **275**, 1089 (1997)).
- [38] The possibility of percolation in the high- $T_c$  context was also recently discussed by E. V. L. de Mello, E. S. Caixeiro, and J. L. González, cond-mat/0110479 and cond-mat/0110519.
- [39] M. Mayr, A. Moreo, Jose A. Verges, J. Arispe, A. Feiguin, and E. Dagotto, *Phys. Rev. Lett.* **86**, 135 (2001).
- [40] Y. Imry and S. K. Ma, *Phys. Rev. Lett.* **35**, 1399 (1975).
- [41] R. S. Decca, D. Drew, E. Osquiguil, B. Maiorov, and J. Guimpel, *Phys. Rev. Lett.* **85**, 3708 (2000).
- [42] J. P. Attfield *et al.*, *Nature* **394**, 157 (1998); L. M. Rodriguez-Martinez and J. P. Attfield, *Phys. Rev. B* **54**, R15622 (1996).
- [43] H. Eisaki, N. Kaneko, D. L. Feng, A. Damascelli, P. K. Mang, K. M. Shen, M. Greven, and Z.-X. Shen, preprint, 2002.
- [44] V. A. Sidorov, M. Nicklas, P. G. Pagliuso, J. L. Sarrao, Y. Bang, A. V. Balatsky, and J. D. Thompson, cond-mat/0202251; and references therein.
- [45] Y. Zhang, E. Demler, and S. Sachdev, *Phys. Rev. B* **66**, 094501 (2002) and references therein. See also I. Martin, G. Ortiz, A. V. Balatsky, and A. R. Bishop, *Int. J. Mod. Phys. B* **14**, 3567 (2000).
- [46] For the antiferromagnetism vs.  $d$ -wave superconductor competition, recent renormalization group calculations starting with a Landau-Ginzburg-Wilson Hamiltonian (P. Calabrese, A. Pelissetto, and E. Vicari, cond-mat/0209580) indicate that tetracritical behavior must emerge from this competition. The bicritical O(5) fixed point was shown to be unstable. In addition, effective field theory general results emerging from the competition between superconductors and charge-density-waves can be found in D. H. Lee, *Phys. Rev. Lett.* **88**, 227003 (2002).
- [47] See, for instance, B. Khaykovich et al., *Phys. Rev. B* **66**, 014528 (2002). See also Y. S. Lee et al., *Phys. Rev. B* **60**, 3643 (1999), and references therein.