

## Level-statistics of Disordered Systems: a single parametric formulation

P. Pradya Shukla

(i) Max-Planck Institute for Physics of Complex Systems, Nothnitzer Str.38, Dresden-01187, Germany,

(ii) Department of Physics, Indian Institute of Technology, Kharagpur-721302, India.

(December 26, 2021)

We find that the statistics of levels undergoing metal-insulator transition in systems with multi-parametric Gaussian disorders behaves in a way similar to that of the single parametric Brownian ensembles [1]. The latter appear during a Poisson ! Wigner-Dyson transition, driven by a random perturbation. The analogy provides the analytical evidence for the single parameter scaling behaviour in disordered systems as well as a tool to obtain the level-correlations at the critical point for a wide range of disorders.

PACS numbers: 05.45+b, 03.65.sq, 05.40+j

The nature of the eigenfunctions can significantly affect the statistical behaviour of energy levels of a disordered system and thereby related physical properties e.g transport. The presence of disorder may cause localized waves in the system, implying lack of interaction between certain parts. This is reflected in the structure of the Hamiltonian matrix which is sparse or banded in the site representation depending on the dimensionality of the system. The variation of the disorder-strength can lead to a metal-insulator transition (MIT), with eigenfunctions changing from a fully extended state (metal) to a strongly localized one (insulator) with partial localization in the critical region. The associated Hamiltonian also undergoes a transition from a full matrix to a sparse or banded form and finally to a diagonal matrix. The statistical studies of levels for various types of disorders require, therefore, analysis of different ensembles. Here the nature of the localization and its strength is reflected in the measure and the sparsity of the ensemble, respectively. Our objective in this paper is to obtain a mathematical formulation for the level-correlations, common to a large class of disorders (Gaussian type); the information about the nature of disorder enters in the formulation through a parameter, basically a function of various parameters influencing the localization.

Recently it was shown that the eigenvalue distributions of various ensembles, with a Gaussian measure, appear as non-equilibrium stages of a Brownian type diffusion process [2]. Here the eigenvalues evolve with respect to a parameter related to the complexity of the system represented by the ensemble. The solution of the diffusion equation for a given value of the parameter gives, therefore, the distribution of the eigenvalues, and thereby their correlations, for the corresponding system. The present study uses the technique to analyze the spectral properties of the levels undergoing MIT in various disordered systems.

The Anderson model for a disordered system is

described by a  $d$ -dimensional disordered lattice, of size  $L$ , with a Hamiltonian  $H = \sum_{n,m} b_{mn} (a_n^\dagger a_m + a_n a_m^\dagger)$  in tight-binding approximation. The site energies  $\epsilon_n$ , measured in units of the overlap integral between adjacent sites, correspond to the random potential. The hopping is assumed to connect only the  $z$  nearest-neighbors (referred by  $m$ ) of each site. In the site representation,  $H$  turns out to be a sparse matrix of size  $N = L^d$  with diagonal matrix elements  $H_{kk} = \epsilon_k$  and off-diagonals  $H_{kl}$  describing the hopping. The level-statistics can therefore be studied by analyzing the properties of an ensemble of (i) sparse real symmetric matrices, in presence of a time-reversal symmetry and (ii) sparse complex Hermitian matrices in absence of a time-reversal.

The MIT can be brought about by a competitive variation of the disorder and hopping rate which can be mimicked by a change of the distribution parameters of the ensemble measure  $\rho(H)$ . In this paper, we consider the case in which the site-energies  $\epsilon_i$  are independent Gaussian distributions. The hopping can be chosen to be non-random or random (Gaussian). The  $\rho(H)$ , for any intermediate state of MIT can therefore be described by

$$\rho(H; y; b) = C \exp \left[ - \sum_{s=1}^N \sum_{k,l=1}^d (1 + 2h_{kl,s}) (H_{kl,s} - b_{kl,s})^2 \right] \quad (1)$$

with subscript "s" of a variable referring to its components, as their total number ( $s = 1$  for real variable,  $s = 2$  for the complex one),  $C$  as the normalization constant,  $h$  as the set of the variances  $h_{kl,s} = \langle H_{kl,s}^2 \rangle$  and  $b$  as the set of all  $b_{kl,s}$ . As obvious, in the limit  $h_{kl,1}; h_{kl,2} \rightarrow 0$ , eq.(1) corresponds to the non-random nature of  $H_{kl}$  ( $H_{kl} = b_{kl,1} + ib_{kl,2}$ ). Here the strongly insulated state corresponds to all  $h_{kl} \rightarrow 0$  ( $k \neq l$ ) and  $b_{kl} \rightarrow 0$  (all  $k, l$ ), implying no overlap between site states. The metal, with almost similar overlap between various site states, can be modeled by eq.(1) with all  $h_{kl} \rightarrow 1$ , that is, a Wigner-Dyson (WD) ensemble [1].

The eigenvalue distribution for a metal is given by the WD distribution, and, for an insulator by a Poisson distribution [3]. The distribution for various transition stages can be obtained by integrating over the associated eigenvector space. Let  $P(\lambda; h; b)$  be the probability of finding eigenvalues  $\lambda_i$  of  $H$  between  $\lambda_i$  and  $\lambda_i + d\lambda_i$  at a given  $h$  and  $b$ , it can be expressed as  $P(\lambda; h; b) = \int_{i=1}^N \delta(\lambda_i - \lambda) (H; h; b) dH$ . As discussed in ref. [2], it is possible to define a "complexity" parameter  $Y$ , a function of various distribution parameters  $h_{kl;s}$  and  $b_{kl;s}$  [2],

$$Y = \frac{1}{2M} \ln^4 \frac{Y_0}{Y} \sum_{k,l,s=1}^3 h_{kl;s}^2 \sum_{j=1}^N b_{kl;s}^2 + C \quad (2)$$

(here the  $\prod_{i=1}^N$  implies a product over non-zero  $b_{kl;s}$  and  $x_{kl;s} = 1/g_{kl;s}$  only,  $g_{kl} = 2/g_{kl}$ ,  $C$  as a constant determined by initial ensemble and  $M$  as the number of all non-zero parameters  $x_{kl;s}$  and  $b_{kl;s}$ ) such that the evolution of  $P$  with respect to  $Y$  results in the diffusion of eigenvalues with a finite drift due to their mutual repulsion,

$$\frac{\partial P}{\partial Y} = \sum_n \frac{\partial}{\partial n} \frac{1}{n} + \sum_{m \in n} \frac{\partial}{\partial n} \frac{1}{m} + \sum_n \frac{1}{n^5} P \quad (3)$$

( $\lambda = 1; 2$  for Hamiltonians with and without time-reversal, respectively). Here  $\lambda$  is an arbitrary parameter [2]. The evolution reaches a steady state when  $\partial P / \partial Y = 0$ ;  $P(\lambda)$  in this limit is given by a WD distribution,  $P(\lambda) = \prod_{i < j} |\lambda_i - \lambda_j| e^{-\sum_k \lambda_k^2}$ .

The spectral correlations for MIT can now be obtained by using following analogy. The eq.(3) is same as the equation governing an evolution of the distribution  $P$  of the eigenvalues, of a Hamiltonian  $H = \frac{1}{f} (H_0 + V)$  with  $f^2 = e^{2(Y - Y_0)}$  and  $f = e^{(Y - Y_0)}$ , from an initial state  $H_0$  to WD ensemble. The transition, referred as WDT later on, is caused by a random perturbation  $V$ , taken from a WD ensemble (of variance  $\lambda$ ), and of strength  $[1, 4]$ ; the elements  $H_{kl}$  are thus Gaussian distributed with a variance  $h_{kl} = (1/f)^2$ ,  $h_{kk} = 1/2$  and same mean for all of them. The transition (WDT) to equilibrium, with  $Y - Y_0$  as the evolution parameter, is rapid, discontinuous for finite dimensions of matrices [1]. But for small  $Y$  and large  $N$ , a smooth crossover can be seen in terms of a rescaled parameter  $\lambda = (Y - Y_0)/N^2$ , with  $\lambda = N^{-2}$  as the mean-level spacing in the correlated region of the spectrum at  $Y - Y_0$ , as the correlated "volume" and  $\lambda(Y)$  as the mean level spacing of the whole spectrum. The intermediate states, corresponding to finite, non-zero  $\lambda$ -values, during the crossover are known as Brownian ensembles (BE) [1, 4] or Rosenzweig-Porter ensembles (RPE) [7, 6, 10]. The similar evolution equations of  $P$  for MIT and WDT, imply a similarity in their

eigenvalues distributions for all  $Y$ -values and thereby correlations for all  $\lambda$ -values, under similar initial conditions (that is,  $P(\lambda; Y_0)$  same for both the cases although  $(H; Y_0)$  may be different). In finite disordered systems, therefore, a continuous family of intermediate statistics exists between metal and insulator which can be described by the BE for the corresponding  $\lambda$ -value, occurring during Poisson to WD ensemble type WDT.

The behaviour of the mean level spacing and the correlation volume divide the level-statistics for the large BE ( $N \gg 1$ ) into three regions [7]:

- (i)  $N^2(Y - Y_0) \rightarrow 0$ :  $\lambda \propto N^{-1}$  and  $\lambda < N$ , giving Poisson statistics,
- (ii)  $N^2(Y - Y_0) \rightarrow 1$ :  $\lambda \propto N^{-1/2}$  and  $\lambda > N$  giving Poisson statistics,
- (iii)  $N^2(Y - Y_0) = 1 = 2c$ , with  $c$  as an arbitrary constant with respect to  $N$ : although  $\lambda$  still behaves as  $O(1/N)$ , but now  $\lambda$  thus giving  $\lambda = 1/2c$  (referred as BE).

The  $\lambda = BE$  therefore corresponds to a third statistics, intermediate between Poisson and WD ensemble and is known as the critical Brownian ensemble (CBE). This being the case for arbitrary values of  $c$ , an infinite family of CBE occur during WDT. The presence of such a family can be seen from any of the fluctuation measures for WDT. One traditionally used measure in this regard is relative behaviour of the tail of nearest-neighbour spacing distribution  $P(s)$ , defined as  $\lambda(\lambda; \lambda) = \int_0^\infty (P(s) - P_w(s)) ds = \int_0^\infty (P_p(s) - P_w(s)) ds$  with  $\lambda$  as any one of the crossing points of  $P_w(s)$  and  $P_p(s)$  (here subscript  $w$  and  $p$  refer to the WD case and Poisson case respectively). In the limit  $N \rightarrow 1$ ,  $\lambda = 0$  and  $1$  for WDE and Poisson limit respectively. The FIG. 1 shows the numerically obtained behaviour of  $\lambda$  with respect to  $\lambda = c$  (for  $c = 0.2$ ), with  $c$  corresponding to one of the CBEs. The convergence of all the points on two branches for different  $N$ -values confirms the existence of a CBE at  $c$  with a critical exponent  $\lambda \rightarrow 1$  (as  $\lambda(c) = (c) + \text{constant}; \lambda \propto N^{1-\lambda}$  near  $c$ ). The  $N$ -independence of  $\lambda(c)$  also indicates the possibility of infinitely many  $c$  (and its arbitrariness) and therefore an infinite family of CBEs.

For disordered systems with infinite system size  $L$ , the states are critical near a particular disorder  $W$  (or energy), termed as critical point, with a correlation length  $(W) / |W - W_c|$ , as the critical exponent. At the critical point,  $L$  and the critical value of the parameter (referred as  $\lambda_{AH}$ ) depends on the dimensionality;  $\lambda_{AH} = (Y - Y_0)/N^2$ , with both  $Y$  and dimensionality-dependent. A knowledge of  $\lambda_{AH}$  can then be used to map the critical level statistics at MIT for various dimensions  $d > 2$  to the infinite family of critical Brownian ensembles (CBE).

The identification of the appropriate CBE corresponding to the critical Anderson Hamiltonian (CAH) re-



and WDT. Furthermore FIG. 3. also shows the fractional behaviour of  $\rho$  for CBE, which is in agreement with the form given in the preceding paragraph.

The statistical measures for the Anderson transition in presence of a time-reversal symmetry can similarly be obtained by using their equivalence to WDT from Poisson ! GOE ensemble. However due to the technical difficulties [5], only some approximate results are known for the latter case. For example, the  $R_2$  for small  $r$  can be given as  $R_2(r; \gamma) = (2r-1)^{1/2} J_{1/2}(r) / (2r-1)^{3/2} = e^{-r/2}$  with  $J(z)$  as the Bessel function (obtained by solving eq.(17) of [5]). Similarly for larger  $r$  behaviour,  $R_2$  can be shown to satisfy the relation (see eq.(21) of [5])  $R_2(r; \gamma) = R_2(r; 1) + 2 \int_1^r ds R_2(r-s; 0) R_2(r-s; 1) = (s^2 + 4r^2 - 2r^2)$ . By taking  $\gamma = 1$  and  $R_2(r; 1) = 1 - \sin^2(r) = 2r^2$  for the transition in presence of a TRS can be obtained;  $R_2(r; \gamma) = R_2(r; 1) + 4r^2 = (r^2 + 4r^2 - 2r^2)$ . The lack of the knowledge of  $R_2(r; \gamma)$  for entire energy-range handicaps us in providing an exact form of  $\rho$ . However the  $P(s)$  for this case can be given by using the one for a BE (RPE) during Poisson ! GOE transition [13]:  $P(s; \gamma) = (\gamma/8) e^{-s^2/16} I_0(s^2/16)$ , with  $I_0$  as the Bessel function.

In the end, a comparison of our results with some of the past studies is crucial. The presence of a fractional compressibility in an ensemble essentially same as CBE and its possibility as a model for CAH was also suggested in [9] which was later on contradicted in [10]. The claim in [10] is disproved by our numerical studies of both the transitions, showing similar behaviour for compressibility, besides other fluctuation measures at the critical point. The numerical work therefore reaffirms our claim

based on the exact analytical work: (i) the level-statistics for MIT in disordered systems with a Gaussian disorder can be described by the same for WDT with a Poisson initial condition, (ii) the level-statistics in the disordered systems is indeed governed by a single scaling parameter.

- 
- [1] F D yson, J. Math. Phys. 3, 1191 (1962).
  - [2] P Shukla, Phys. Rev. E 62, 2098, 2000;
  - [3] B I Shklovskii, B Shapiro, B R Sears, P Lambrianides and H B Shore, Phys. Rev. B, 47, 11487 (1993).
  - [4] F Haake, Quantum Signature of Chaos, Springer, Berlin (1991).
  - [5] A Pandey, Chaos, Solitons and Fractals, 5, (1995).
  - [6] H Kunz and B Shapiro, Phys. Rev. E, 58, 400, (1998).
  - [7] B Shapiro, Int. J. Mod. Phys. B, 10, 3539, (1996).
  - [8] The ensemble of matrices considered in each BE ( $N = 3000$ ) and CAH ( $L = 13$ ) case consisted of 300 matrices. To avoid mixing of the levels with different transition rates, we used only 27% of the levels from middle of the spectrum of each matrix.
  - [9] M F Hussein and M P Pato, Phys. Rev. Lett. 80, 1003, 1998.
  - [10] M Janssen, B Shapiro, I Varga, Phys. Rev. Lett. 81, 3048, (1998).
  - [11] D Braun, G Montambaux and M Pascaud, Phys. Rev. Lett. 81, 1062, 1998.
  - [12] V E Kravtsov and V I Yudson, Phys. Rev. Lett. 82, 157, 1999.
  - [13] V K B Kota and S Sumedha, Phys. Rev. E, 60, 3405, (1999); S Tomovic, Ph.D Thesis, University of Rochester (1986).

## I. FIGURE CAPTION

### CAPTIONS

Fig. 1.  $\rho$  vs  $\gamma$  for WDT

Fig. 2.  $P(s)$  vs  $s$  for (A) CAH-I and the corresponding CBE ( $c = 0.015$ ), (b) CAH-II and the CBE with  $c = 0.3$ .

Fig. 3.  $\rho^2$  vs  $r$  for (i) CAH-I and CBE with  $c = 0.3$ , (ii) CAH-II and the CBE with  $c = 0.015$ .

Figure 1

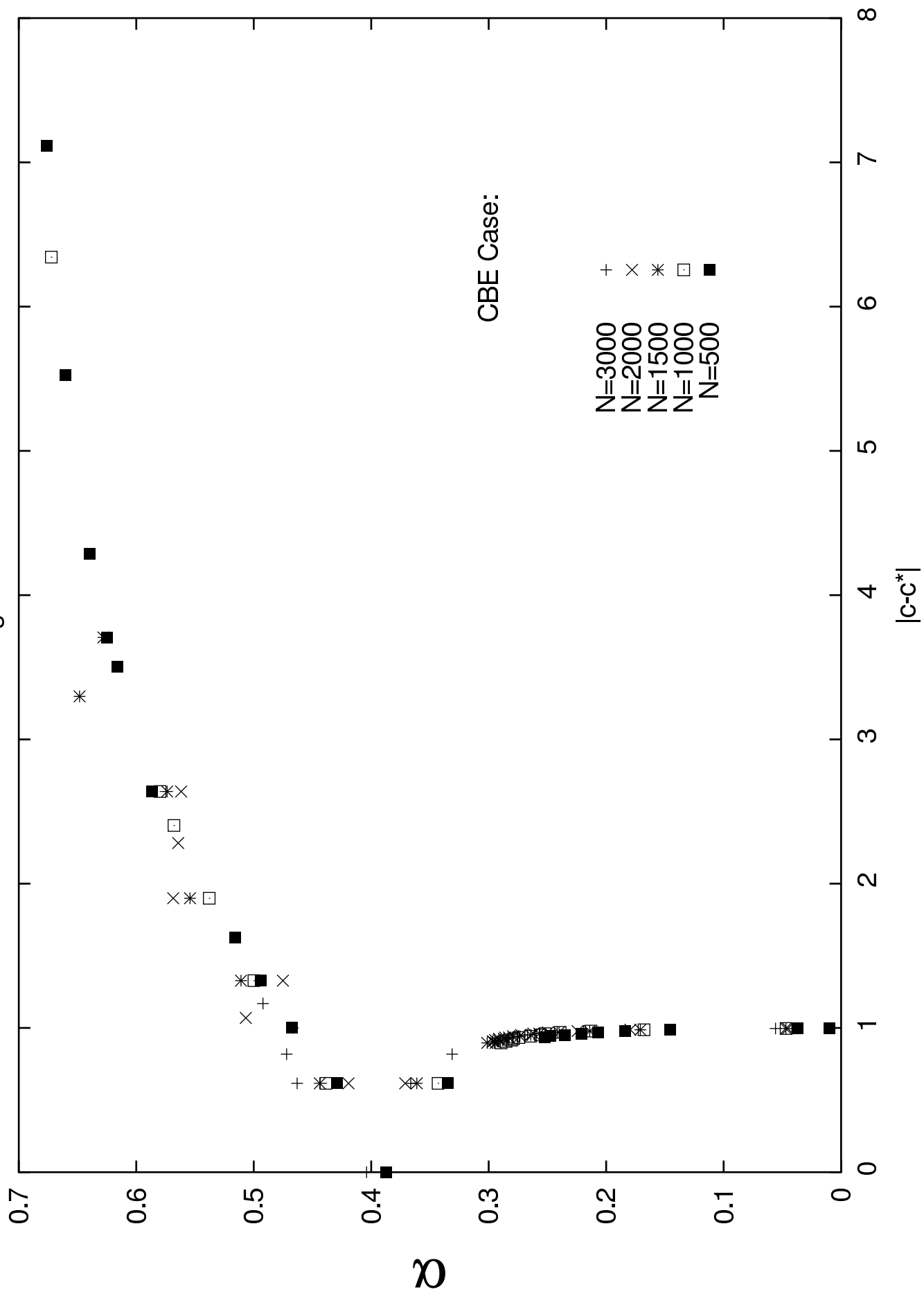


Figure 2(a)

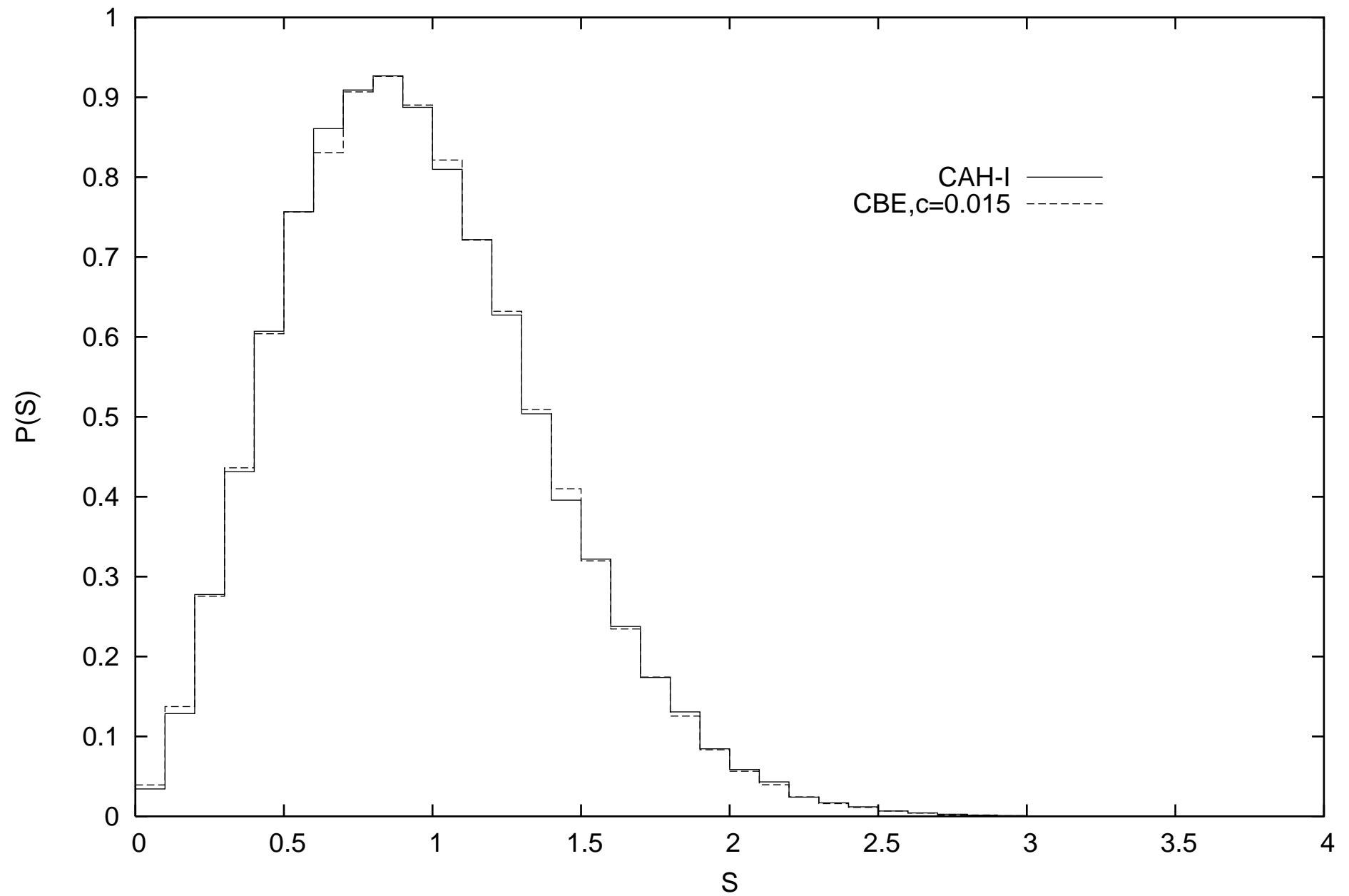


Figure 2(b)

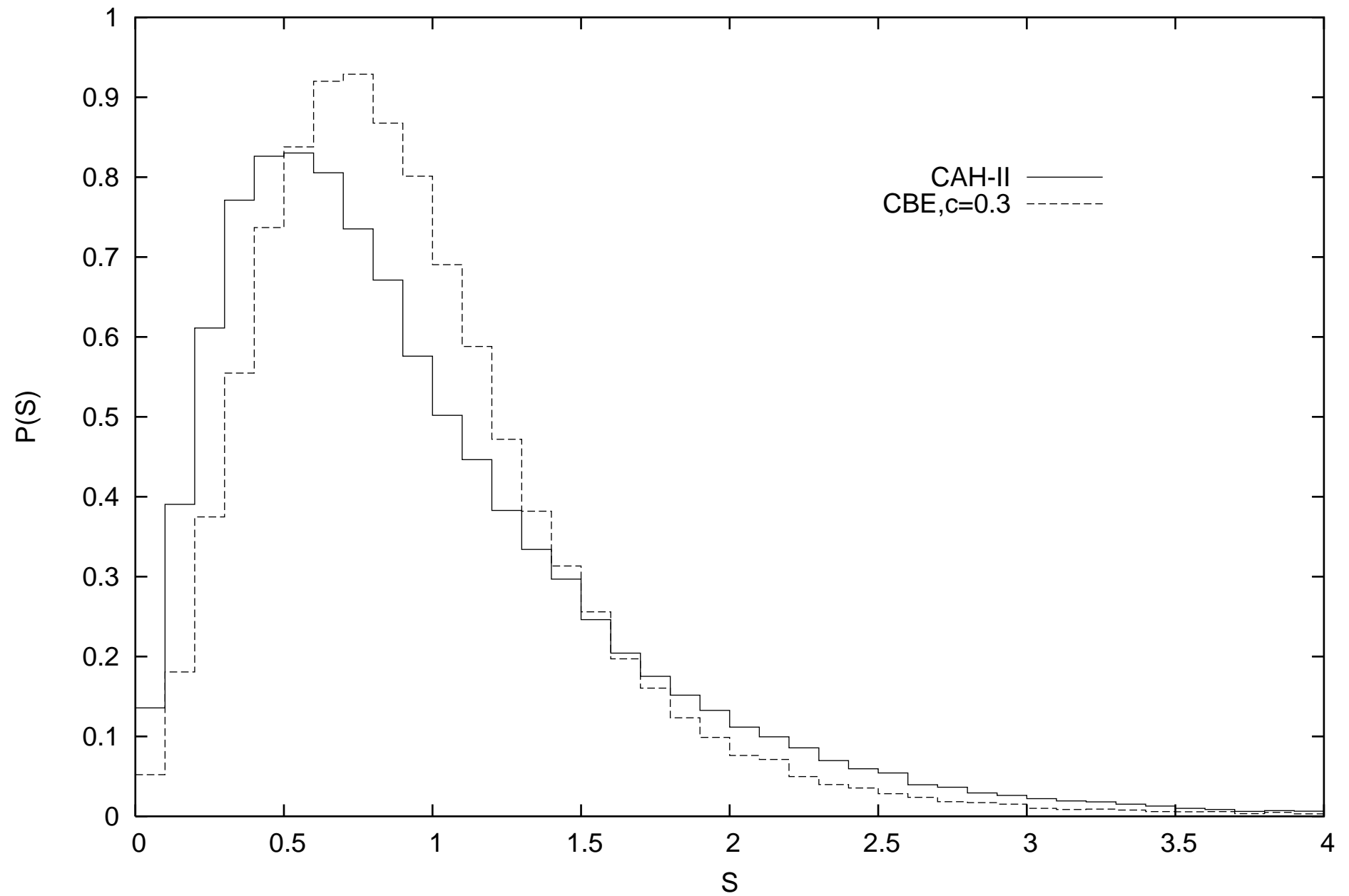


Figure 3

