

Competition between adaptive agents: from learning to collective efficiency and back

Damien Challet

Theoretical Physics, Oxford University, 1 Keble Road, Oxford OX1 3NP, United Kingdom

March 22, 2022

ABSTRACT We use the Minority Game and some of its variants to show how efficiency depends on learning in models of agents competing for limited resources. Exact results from statistical physics give a clear understanding of the phenomenology, and opens the way to the study of reverse problems. What agents can optimize and how well is discussed in details.

Designed a simplification of Arthur's El Farol bar problem [1], the Minority Game [2, 3] provides a natural framework for studying how selfish adaptive agents can cope with competition. The major contribution of the Minority Game is not only to symmetrize the problem, which physicists like very much, but also to introduce a well parametrized set of strategies, and more generally to provide a well defined and workable family of models.

In this game, N agents have to choose one between two choices at each time step; those who are in the minority win, the other lose. Obviously, it is easier to loose than to win, as the number of winners cannot exceed that of the losers. If the game is played once, only a random choice is reasonable, according to Game Theory [4]. When the game is repeated, it is sensible to suppose that agents will try to learn from the past in order to outperform the other agents, hence, the question of learning arises, as the minority mechanism entails a never-ending competition.

Let me first introduce the game and the needed formalism. There are N agents, agent i taking action $a_i \in \{-1, +1\}$. A game master aggregates the individual actions into $A = \sum_{i=1}^N a_i$ and gives private payoffs $g(A)$ to each agent $i = 1, \dots, N$. The minority structure of the game implies that g must be an odd function of A . The simplest choice for g may seem to be $g(A) = \text{sgn}(A)$, but a linear function is better suited to mathematical analysis. The MG is a negative sum game, as the total payoff given to the agents, is $\sum_{i=1}^N a_i g(A) = g(A)A < 0$, since g is an odd function. In particular, the linear payoff function gives a total loss of A^2 ; when the game is repeated, the average total loss is nothing else than the fluctuations of

the attendance $\bar{a}^2 = \overline{hA^2}$ where the average is over time.

From the point of view of the agents, it is a measure of payoff wastage. That is why many papers on the MG consider it as the global utility of the system (world utility hereafter), and try, of course to minimize it (forward problem). I shall review the quest for small \bar{a}^2 , focusing on exact results, and show that all proposed mechanisms lead essentially to the same results.¹ A particular emphasis will be put on inductive behavior, as it gives rise to particularly rich phenomenology while being well understood. Finally, the reverse problem is addressed, by deriving what private payoff function g to use given a world utility W to minimize.

1 No public information

1.1 "If it ain't broke, don't fix it"

The arguably simplest behavior is the following [8]: if agent i wins at time t , she sticks to her choice $a_i(t)$ until she loses, when she takes the opposite choice with probability p . The dynamics is Markovian, thus can be solved exactly [8]. When N is large, the fluctuations \bar{a}^2 are of order $(pN)^2$: indeed, as the number of losers is pN , the average number of agents changing their minds at time t is pN . Therefore, one can distinguish three regimes

$pN = x = \text{cst}$; this leads to small fluctuations $\bar{a}^2 = 1 + 4x(1+x=3)$, which tend to the absolute minimum $\bar{a}^2 = 1$ when $x \rightarrow 0$. The time needed to reach the stationary state is typically of order \sqrt{N} .

$p \sim \frac{1}{N}$; this yields $\bar{a}^2 \sim N$, which is the order of magnitude of produced by agents making independent choices.

$pN \rightarrow 1$. In this case, a finite fraction of agents change their mind at each time step and $\bar{a}^2 = N(Np^2 + 4(1-p)) = (2-p^2)N^2$.

The major problem here is that p needs to be tuned in order to reach high efficiency. But it is very easy to design a feedback from the fluctuations on p [9], that lowers p as long as the fluctuations are too high, and to use the above results in order to relate the fluctuations to $p(t \rightarrow 1)$. Mathematically, this amounts to take $p(t=0) = 1$, $dp/dt = -f(p; N; t)$. For instance, $f(t) = t$ seems appropriate as long as t is small enough. Note that $p(t) \rightarrow 0$ as $t \rightarrow 1$, in words, the system eventually freezes. From the optimization point of view, this is a welcome, but as for agents, complete freezing, although being a Nash equilibrium [4], is not satisfactory, as it may be better for an agent sitting on the losing side to provoke an game-quake

¹Evolutionary models (see for instance [2, 5, 6, 7]) are very different in nature, and are not reviewed here, mostly because they are not exactly solvable.

and to profit from a re-arrangement of the winners/losers. Therefore, an unanswered question is where to stop the time evolution of p .

Nevertheless, this simple example illustrates well what happens in MGS: the efficiency essentially depends on the opinion switching rate, which itself depends on the learning rate. It has to be small in order to reach good level of efficiency.

1.2 Inductive behavior

Inductive behavior can remedy the problems of the previous learning scheme if, as we shall see, agents know the nature of the game that they are playing. This subsection is a simplified version of the simplest setting for inductive agents of ref. [10]. At time t , each agent $i = 1, \dots, N$ plays $+1$ with probability $p_i(t)$, and -1 with probability $1 - p_i(t)$. Learning consists in changing p_i given the outcome of the game at time t . For this purpose, each agent i has a numerical register $\Delta_i(t)$ which reflects her perception at time t of the relative success of action $+1$ versus action -1 . In other words, $\Delta_i(t) > 0$ means that she believes that action $+1$ has been more successful than -1 . The idea is the following: if agent i observes $\Delta_i(t) < 0$ she will increase p_i and hence her probability of playing $a_i = +1$ at the next time step. Reinforcement here means that p_i is an increasing function of Δ_i . For reasons that will become obvious later, it is advisable to take $\Delta_i = (1 + m_i)\delta$ and $m_i = \delta(\Delta_i) = 2$, where δ is an increasing function and $\delta(1) = 1$. The way in which $\Delta_i(t)$ is updated is the last and most crucial element of the learning dynamics to be specified:

$$\Delta_i(t+1) = \Delta_i(t) + \frac{1}{N} [A(t) - a_i(t)] \quad (1)$$

The term above describes the fact that agent i may account for her own contribution to $A(t)$. When $\delta = 0$, she believes that $A(t)$ is an external process on which she has no influence, or does not know what kind of game she is playing. She may be called naive with this respect. For $\delta = 1$, agent i considers only the behavior of other agents $A_i(t) = A(t) - a_i(t)$ and does not react to her own action $a_i(t)$. As we shall see, this subtlety is the key to high efficiency. The private utility of sophisticated agents corresponds more or less to what is called Aristocrat Utility (AU) in COIN's nomenclature [11].

Naive agents $\delta = 0$

It is possible to show that agents minimize the predictability $H = -\sum p_i \ln p_i$. As a consequence H vanishes in the $t \rightarrow \infty$ limit. There are of course many states with $H = 0$ and the dynamics selects that which is the "closest" to the initial condition. To be more precise, let $p_i(0)$ be the initial condition (which encodes the a priori beliefs of agent i on which action is the best

one). As $t \rightarrow \infty$, $\dot{m}_i(t) \rightarrow 0$ and m_i converges to

$$m_i(\infty) = m_i(0) + \int_0^{\infty} \dot{m}_i(t) dt; \quad \text{with} \quad \dot{m}_i(t) = \frac{1}{N} \sum_{j=1}^N \dot{m}_{ij}(t); \quad (2)$$

The condition $\dot{m}_i = 0$ provides an equation for \dot{m}_i

$$0 = \frac{1}{N} \sum_{i=1}^N (m_i(0) + \dot{m}_i): \quad (3)$$

By the monotonicity property of \dot{m}_i , this equation has one and only one solution.

The asymptotic state of this dynamics is information efficient ($H = 0$), but it is not optimal, as, in general, this state is not a Nash equilibrium. The fluctuations are indeed determined by the behavior of $\dot{m}_i(x)$. This is best seen with a particular example: assume that the agents behave according to a Logit model of discrete choice [12] where the probability of choice a is proportional to the exponential of the "score" U_a of that choice: $p(a) \propto e^{U_a}$. With only two choices $a = 1, 2$, $p(a) = (1 + e^{-U_a})^{-1}$ and $\dot{m}_i = U_i - U_j$, we obtain ²

$$\dot{m}_i(t) = \tanh(\beta \dot{m}_i(t)); \quad \beta = \frac{1}{2} \quad (4)$$

Here β is the learning rate, which measures the scale of the reaction in agent's behavior (i.e. in \dot{m}_i) to a change in \dot{m}_i [14]. We also assume that agents have no prior beliefs: $m_i(0) = 0$. Hence $\dot{m}_i(t) = \dot{m}_j(t)$ is the same for all agents. From the results discussed above, we expect, in this case the system to converge to the symmetric Nash equilibrium $m_i = 0$ for all i . This is not going to be true if agents are too reactive, i.e. if $\beta > \beta_c$. Indeed, $\dot{m}_i(t) = \dot{m}_j(t)$ satisfies the equation

$$\dot{m}_i(t+1) = \dot{m}_i(t) + \frac{1}{N} \sum_{j=1}^N \dot{m}_{ij}(t) - \tanh[\beta \dot{m}_i(t)] \quad (5)$$

where the approximation in the last equation relies on the law of large numbers for $N \rightarrow \infty$. Eq. (5) is a dynamical system. The point $\dot{m}_i^0 = 0$ is stationary, but it is easy to see that it is only stable for $\beta < \beta_c = 2$. For $\beta > 2$, a cycle of period 2 arises, as shown in Fig.1. This has dramatic effects on the optimality of the system. Indeed, let \dot{m}_i be the two values taken by $\dot{m}_i(t)$ in this cycle³. Since $\dot{m}_i(t+1) = \dot{m}_i(t) = \dot{m}_i$ we still have $\dot{m}_i = 0$ and hence $H = 0$. On the other hand $\dot{m}_i^2 = N^2 \dot{m}_i^2$ is of order N^2 , which is even worse than the symmetric Nash equilibrium $\dot{m}_i = 1/2$ for all i , where $\dot{m}_i^2 = N$.

²This learning model has been introduced by [13] in the context of the MG.

³ \dot{m}_i are the two non-zero solutions of $2\dot{m}_i = \tanh(\beta \dot{m}_i)$.

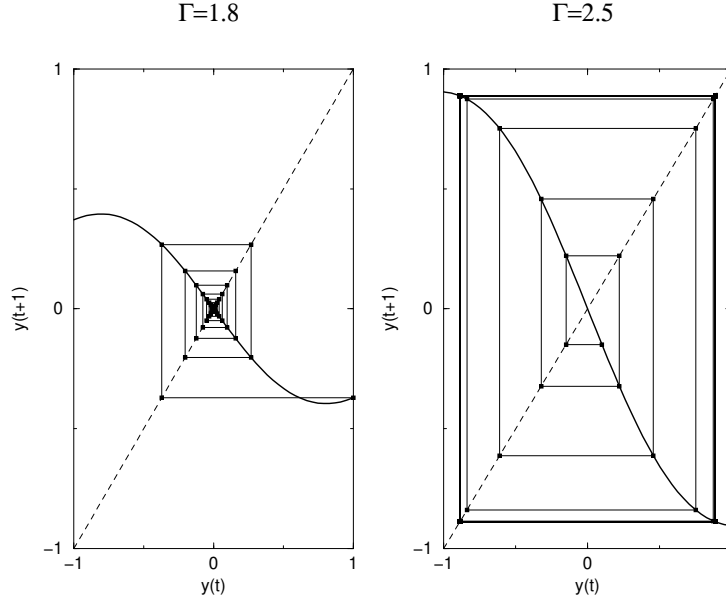


FIGURE 1. Graphical iteration of the map $y(t+1)$ for $\Gamma = 1.8 < \Gamma_c$ and $\Gamma = 2.5 > \Gamma_c$.

Hence, one finds again a transition from σ^2 / N to σ^2 / N^2 when the learning rate is too large.

Sophisticated agents $\gamma > 0$

It is easy to check that with $\gamma > 0$, following the same steps as in the previous section, the learning dynamics of agents minimize the function

$$H = \frac{1}{2} \sum_{i=1}^N m_i^2; \quad (6)$$

Since H is a harmonic function, H attains its minimum on the boundary of the domain $[-1; 1]^N$. In other words, $m_i = \pm 1$ for all i which means that agents play pure strategies $a_i = m_i$. The stable states are optimal Nash equilibria for N even. By playing pure strategies agents minimize the second term of H . Of all corner states where $m_i^2 = 1$ for all i , agents select those with $\sum_{i=1}^N m_i = 0$ by dividing into two equal groups playing opposite actions. All these states have minimal "energy" $H = N/2$. Which of these states is selected depends on the initial conditions $a_i(0)$, but this has no influence on the outcome, since $\sum_{i=1}^N m_i = 0$.

Note that the set of stable states is disconnected. Each state has its basin of attraction in the space of $a_i(0)$. The stable state changes discontinuously as $a_i(0)$ is varied. This contrasts with the case $\gamma = 0$ where Eq. (3) implies that the stationary state changes continuously with $a_i(0)$ and the set of stationary states is connected.

For N odd, similar conclusions can be found. This can be understood by adding a further agent to a state with $N - 1$ (even) agents in a Nash equilibrium. Then $H = (1 - \epsilon) m_N^2$, so for $\epsilon < 1$ the new agent will play a mixed strategy $m_i = 0$, whereas for $\epsilon > 1$ it will play a pure strategy. In both cases other agents have no incentive to change their position. In this case we find $\epsilon^2 = 1$.

It is remarkable how the addition of the parameter ϵ radically changes the nature of the stationary state. Most strikingly, fluctuations are reduced by a factor N . From a design point of view, this means that one has either to give a personalized feedback to autonomous agents, or to make them more sophisticated, for instance because they need to know the functional form of the payoff.

2 Public information

As each agent has an influence on the outcome of the game, the behavior of particular agent may introduce patterns that the other agents will try to exploit. For instance, if only one agent begins to think that the outcome of next game depends on some external state, such as the present weather of Oxford, and behave accordingly, then indeed, the outcome will depend on it.⁴ But this means that other agents can exploit this new pattern by behaving conditionally on the same state. One example of public information state family that agents may consider as relevant is the past winning choices, for instance a window of size M of past outcomes [2]. Each such state can be represented by a bit-string of size M , hence there are 2^M possible states of the world. This kind of state has a dynamics of its own: it evolves on a so called De Bruijn Graph [5]. Another state dynamics consists simply in drawing at random the state at time t from some ensemble [16] of size P (e.g. $P = 2^M$). All exact results below are obtained with this setup.

2.1 Neural Networks

Two types of neural networks have been studied in the context of the MG [17, 18, 19]. Beyond the mere academic question of how well or badly they can perform, it is worth noting that these papers were interested for the first time in interacting neural networks.

Refs [17, 18] introduced simple perceptrons playing the minority game. Each perceptron $i = 1, \dots, N$ is made up of M weights $w_{i1}^1, \dots, w_{iM}^1$ which are drawn at random before the game begins. The decision of network

⁴This kind of self-fulfilled prophecy is found for instance in financial markets, where it is called 'sunspot effect'.

is $a_i = \text{sgn}(\mathbf{w}_i \cdot \tilde{\mathbf{v}})$, where $\tilde{\mathbf{v}}$ is the vector containing the M last minority signs. The payoff was chosen to be $\frac{1}{M} \sum \text{sgn}(\mathbf{A}_t)$. Neural networks are trained following the usual Hebbian rule, that is,

$$\mathbf{w}_i(t+1) = \mathbf{w}_i(t) + \frac{1}{M} \tilde{\mathbf{v}}_t \text{sgn}(\mathbf{A}_t) : \quad (7)$$

Under some simplifying assumptions, it is possible to find that the fluctuations are given by [17, 18]

$$\sigma^2 = N + N(N-1) \frac{1}{2} \frac{2}{\arccos \frac{K}{K+1}} \frac{1-(N-1)}{K+1} \quad (8)$$

where $K = \frac{2}{16} \frac{1}{1 + \frac{16(2)}{N}}$. The best efficiency, obtained in the limit $\eta \rightarrow 0$, is given by

$$\sigma^2 = N - 1 - \frac{2}{N} : \quad (9)$$

This means that the fluctuations are at best of order N , and at worst of order N^2 when the learning rate is too high. This is likely to be corrected for neural networks with sophisticated private utility.

2.2 Inductive behavior

ElFarol's problem was introduced with public information and inductive behavior [1], but with no precise characterization of the strategy space. In most MG-inspired models, a strategy is a lookup table a , or a map, or a function, which predicts the next outcome a for each state s , and whose entries are fixed for the whole duration of the game. Each agent i has a set of S strategies, say $S = \{a_{i,1} \text{ and } a_{i,2}\}$, and use them essentially in the same way as before [2].

Naive agents

To each of her strategies, agent i associate a score $U_{i,s}$ which evolves according to

$$U_{i,s}(t+1) = U_{i,s}(t) + a_{i,s}^{(t)} g[\mathbf{A}(t)] \quad (10)$$

Since we consider $S = 2$, only the difference between $\delta_i = U_{i,2} - U_{i,1}$ matters, and

$$\delta_i(t+1) = \delta_i(t) + (a_{i,2}^{(t)} - a_{i,1}^{(t)}) g[\mathbf{A}(t)] \quad (11)$$

Note that now δ_i encodes the perception of the relative performance of the two strategies of agent i , $\delta_i > 0$ meaning that the agent i thinks that strategy 2 is better than strategy 1, and m_i is the frequency of use of

strategy 2. As before, we consider $\sigma(x) = \tanh(\beta x)$. This kind of agents minimizes the predictability, which has now to be averaged over the public information states

$$H = \frac{1}{P} \sum_{i=1}^P \langle \sigma(\mathbf{A} \cdot \mathbf{i})^2 \rangle = \overline{\langle \sigma(\mathbf{A} \cdot \mathbf{i})^2 \rangle} \quad (12)$$

where $\overline{\langle \sigma(\mathbf{A} \cdot \mathbf{i})^2 \rangle} = \frac{1}{P} \sum_{i=1}^P \langle \sigma(\mathbf{A} \cdot \mathbf{i})^2 \rangle$ is a useful shortcut for the average over the states of the world. In contrast with the case with no information, H is not always canceled by the agents. This is due to the fact that the agents are faced to P possible states, but their control over their behavior is limited: when they switch from one strategy to another, they change their behavior potentially for all states. In fact all macroscopic quantities such as H/N and σ^2/N depend of the ratio $\beta = P/N$ [20, 21, 22], which is therefore the control parameter of the system. Solving this model is much more complex and requires tools of Statistical Physics of disordered systems [23]. The resulting picture is that for infinite system size ($P, N \rightarrow \infty$ with $P/N = \beta = \text{cst}$) [22] (see also Fig 2),

$H > 0$ if $\beta = N/P > \beta_c = 0.3374 \dots$. In this region, the system is not informationally efficient. It tends to a stationary state which is unique and stable, and does not depend either on σ or on initial conditions. τ is a time scale [4].

$H = 0$ when $\beta < \beta_c$. Since agents succeed in minimizing H , the question for them is what should they do? They do not know, and as a result, the dynamics of the system is very complex: it depends on initial conditions⁵ [10, 24, 26, 25], and on σ [3, 26, 25]. Any value of the fluctuations can be obtained, from $\sigma^2 = 1$ for very heterogeneous initial conditions $\sigma_i(t=0)$ to $\sigma^2 = N^2$ for $\sigma = 1$ and homogeneous initial conditions, including $\sigma^2 = N$ for $\sigma = 0$ and any initial conditions. Two alternative theories have been proposed, one which is exact, but which has to be iterated [25], and another one which rests on a closed form for the fluctuations [26]. Iterating the exact theory is hard, since the t th iteration is obtained by inverting t matrices, and one has to average of several realizations. Nevertheless, a hundred numerical iterations bring promising results [27].

The origin of the phase transition can easily be understood in terms of linear algebra: canceling $H = 0$ means that $\langle \sigma(\mathbf{A} \cdot \mathbf{i})^2 \rangle = 0$ for all \mathbf{i} . This is nothing else than a set of P linear equations of N variables σ_i . As the variables are bounded ($0 \leq \sigma_i^2 \leq 1$), one needs more than P of them, $N = P/\beta_c > P$ to be precise [28].

In fact, the transition from low to high (anomalous) fluctuations does not occur at β_c for finite system size as it clearly appears on Fig 2. This

⁵Physicists say that it is not ergodic

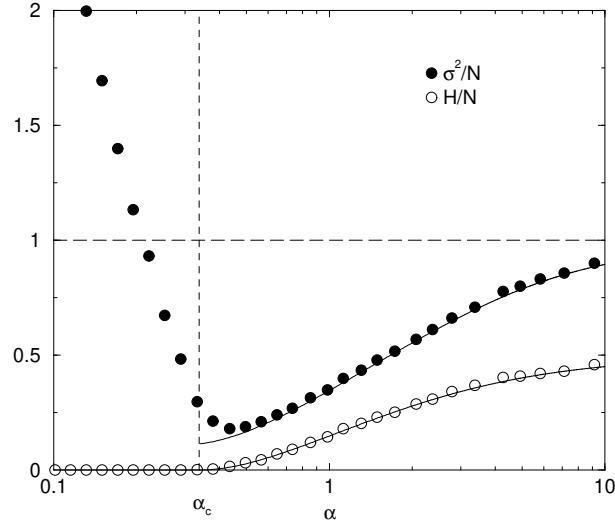


FIGURE 2. Fluctuations and predictability produced by naive agents $P = 64$, 300P iterations, average over 100 realizations. This kind of figure is first found in ref. [20].

can be traced back to a signal to noise ratio transition [29]: the system is dynamically stable in the phase of $H > 0$ as long as the signal to noise ratio $H = \sigma^2$ is larger than $K = \frac{P}{N}$ for some constant K . This transition is universal for naive competing agents. Hence in this kind of interacting agents systems, the ultimate cause of large fluctuations is this signal-to-noise transition and high learning rate. Sophisticated agents are not affected by this problem, as explained below.

Sophisticated agents

As before, a sophisticated agent is able to disentangle her own contribution from $g(A)$. Eq (10) becomes [22, 30]:

$$i(t+1) = i(t) - (a_{i,1}^{(t)} - a_{i,2}^{(t)})g(A(t) - a_i(t)) \quad (13)$$

When the payoff is linear $g(A) = A$, the agents also minimize the fluctuations $\sigma^2 = hA^2i$. Similarly, they end up using only one strategy, which implies that $H = \sigma^2$. In this case, they cannot cancel A for all i at the same time, hence $\sigma^2/N > 0$. How to solve exactly this case is known in principle [22, 30]. 'In principle' here means that the minimization of σ^2 is hard from a technical point of view; how much harder is also a question hard to answer. A first step was done in ref. [31], which is able to describe reasonably well the behavior of the system. Interestingly, in this case the signal-to-noise ratio transition does not exist, as the signal is also the noise ($H = \sigma^2$), hence, there is no high volatility region (see Fig. 3).

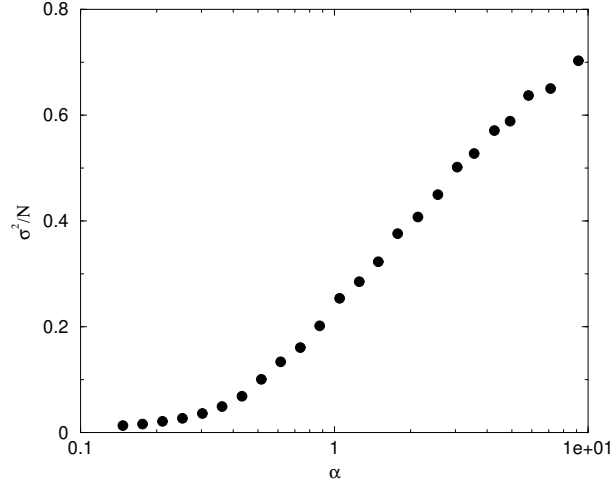


FIGURE 3. Fluctuations produced by sophisticated agents $P = 64$, $N_{IT} = 100P$, average over 100 realizations.

Therefore, the fluctuations are again considerably reduced by introducing sophisticated agents. An important point here is that the number of stable natural states fm_{ig} [31] grows exponentially when N increases. Which one is selected depends on the initial conditions, but the efficiency of the natural state greatly fluctuates. As the agents (and the programmer) have no clue of which one to select, the system ends up having non-optimal fluctuations of order N , as seen of Fig. 3.

3 Forward/reverse problems

Inductive agents minimize a world utility whose determination is the first step in solving the forward problem. Finding analytically its minimum is then possible in principle thanks to methods of Statistical Physics [23]. The reverse problem consists in starting from a world utility W and finding the appropriate private payoff.

3.1 Naïve agents

The case with no information ($P = 1$) is trivial, since $\langle hA \rangle = 0$ in the stationary state, hence all functions $H_{2n} = \langle hA \rangle^{2n}$ (n integer) are minimized by a linear payoff. When the agents have access to public information ($P > 1$), the world utility W given any private payoff function $g(A)$ is [6]

$$W_{\text{naïve}}(\text{fm}_{ig}) = \frac{1}{P} \sum_{i=1}^P \sum_{j=1}^Z \int_{-\infty}^{\infty} \frac{dx}{2} e^{-x^2/2} G_{ij}(hA_j) \langle \text{fm}_{ig} \rangle + x \frac{P}{D} \quad (14)$$

where $g(x) = dG(x)/dx$ and $D = \frac{1}{2} H = (\sum_{i=1}^P m_i^2)/2$. In other words, the agents select the set of strategy usage frequencies $f_{m_i g}$ that minimizes U . The final state is unique and does not depend on the initial conditions. Note that in Eq (14), only powers of $\|h\|_1$ ($= 1; \dots; P$) appear, which means that naive agents are only able to minimize world utility that only depend on these quantities. This implies that a phase transition always happen if the agents are naive, and even more, that it always happen at the same $\rho_c = 0.3374 \dots$, as seen conjecture from numerical simulations in [32]. As explained above, ρ_c is the point where it is algebraically possible to cancel all $\|h\|_1$ [28]. The above theory also means that the stationary state depends only weakly on the payoff, which can be seen numerically by comparing the m_i of a given set of agents for different payoffs.

The reverse problem is now to find g given W . Let us focus on the particular example $W = \|h\|_1^{2n}$, (n integer). First, one determines the world utility $W^{(2k)}$ associated with $g(x) = 2kx^{2k-1}$, where k is an integer,

$$W^{(2k)} = \sum_{l=0}^{X^k} \frac{2k}{2l} D^{k-1} X_{2(k-l)} H_{2l}; \quad (15)$$

where $X_l = \frac{1}{\sqrt{2}} \exp(-x^2/2) x^l$ is the l -th moment of a Gaussian distribution of unitary variance and zero average, and $H_{2l} = \|h\|_1^{2l}$ is the $2l$ norm of the vector $\|h\|_1$. Suppose now that one wishes to minimize $W = \|h\|_1^{2n}$. This can be done in principle with a linear combination of the $W^{(2k)}$

$$W = \|h\|_1^{2n} = \sum_{k=0}^{X^n} a_k W^{(2k)} = \sum_{k=0}^{X^n} a_k \sum_{l=0}^{X^k} \frac{2k}{2l} D^{k-1} X_{2(k-l)} H_{2l}; \quad (16)$$

The condition on the $f_{a_k g}$ is that the coefficient of H_{2k} be 0 for $k = 0; \dots; n-1$, and the coefficient of H_{2n} be 1, that is

$$\sum_{m=k}^{X^n} a_m \frac{2m}{2k} D^{m-k} X_{2(m-k)} = 0 \quad 1 \leq k \leq n-1 \quad (17)$$

and $a_n = 1$. Then the problem is solved by finding the solution of these $n-1$ linear equations of a_k , $k = 1; \dots; n-1$, and taking $g(x) = \sum_{k=1}^n a_k x^{2k-1}$. Note that the set of the problems that naive agents can solve is of limited practical interest.

3.2 Sophisticated agents

Sophisticated agents have instead

$$W_{\text{naive}}(f_{m_i g}) = \frac{1}{P N} \sum_{i=1}^P \sum_{j=1}^N \frac{dx}{2} e^{x^2/2} \sum_{i=1}^P G_{\|h\|_1}(f_{m_i g}) i + x^P \frac{1}{D} \quad (18)$$

where $D_i = [(N-1) \sum_{j \neq i} m_i^2]^{-2}$. This case is much simpler than the previous one, as all agents end up playing only one strategy [22], that is, $D_i = 0$. Therefore, in this case, if $g(A) = 2kA^{2k+1}$,

$$W^{(2k)} = hA^{2k} \quad (19)$$

Interestingly, similar functions are well-studied in Statistical Physics, where they usually represent the energy of interacting magnetic moments called "spins" [33]; a (classical) spin can have two values -1 or $+1$, which is the equivalent of choosing strategy 1 or 2. A well-known qualitative change occurs between $k = 2$ and $k > 2$, where the mathematical minimization of W is somehow less problematic; this may also be the case in such MGS. The final state is not unique, and depends on initial conditions, implying that agents cannot be particularly good at minimizing such functions.

3.3 Example: agent-based optimization

Some optimization problems are so hard to solve that they have a name: they are hard, NP-hard [34]. There is no algorithm that can find the optimum of this kind of problems in polynomial time. One of them consists in finding amongst N either analogic or binary components the combination that is the least defective [35]: in the problem with analogic components, one has a set of N measuring devices; instead of A , each of them records the wrong value $A + a_i$ with a constant bias a_i , $i = 1; \dots; N$, drawn from a given probability function. The problem is to find a subset such that the average bias

$$f_{avg} = \frac{\sum_{i=1}^N n_i a_i}{\sum_{j=1}^N n_j} \quad (20)$$

is minimal. Here $n_i = 0; 1$ depending on whether component i is included in the subset. Statistical Physics shows that $h_{opt} \sim C 2^N = \frac{1}{N}$ for large N , with $C \sim 4.6$ (the average is over the samples). In order to find the optimal subset, one cannot do better than enumerating all the 2^N possibilities. This makes it hard to tackle such problems for N larger than 40 with nowadays computers. Agent-based optimization on the other hand needs typically $O(N)$ iterations and can be used with much larger samples. It is clear that one cannot expect this method to perform as well as the enumeration, still how well it performs as a function of the setup is a valuable question. Ref [37] compares a set of private payoffs and concludes that agent-based optimization is better than simulated annealing for short times and large samples, provided that the agents' private utility is "aristocratic".

Optimizing $h = \frac{\sum_{i=1}^N n_i a_i}{\sum_{j=1}^N n_j}$ and then dividing by the number of components used in the chosen subset leads to almost optimal subsets [35]. Hence, we can use sophisticated MG-agents in order to optimize h^2 [38], which plays the role of the fluctuations in the MG. The most straightforward application of the MG is to give two devices to each agents, which are

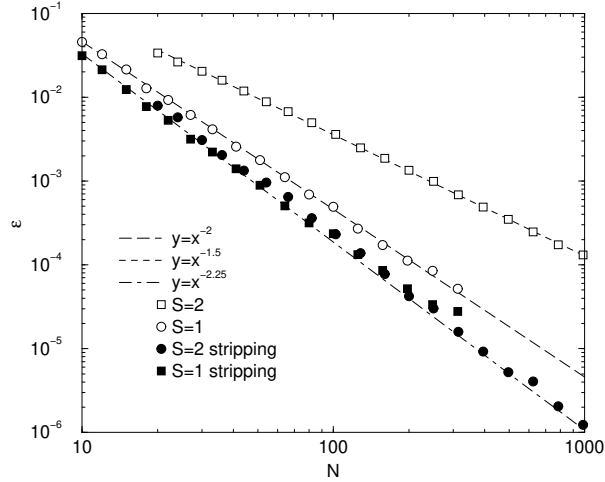


FIGURE 4. Average error ϵ versus the size N of the defective component set for MG with $S = 2$ (circles), and $S = 1$ (squares), $S = 2$ with removal (stars) and $S = 1$ with removal (full squares). 500N iterations per run, averages over 1000 samples.

their strategies. Each agent ends up playing with only one strategy. This setup constraints the use of $N=2$ devices in the optimal subset, and gives an error of order $N^{-1.5}$, to be compared with the exponential decay of the optimal average error ϵ_{opt} . One can unconstrain the agents by giving only one component to each agent, and letting them decide whether to include their components or not into \mathcal{S} , making the game 'grand canonical' [§9, 40]. This is achieved by the following score evolution

$$U_i(t+1) = U_i(t) - a_i [A - n_i(t)a_i] \quad (21)$$

and $n_i(t) = \lfloor U_i(t) \rfloor$. The $n_i a_i$ term makes the agents sophisticated. This gives similar results as those of ref [37], as indeed the Aristocrat Utility is essentially the same concept as sophisticated agents. But in any case, it minimizes the fluctuations, but does not optimize them. The resulting error is much better with $S = 1$ than with $S = 2$: it decays N^{-2} (Fig 3.3). Therefore, as in the optimal case, unconstraining the problem by not fixing the number of selected components leads to much better efficiency.

At this stage, one can improve substantially the error, still remaining in the $O(N)$ complexity regime. First, since the agents update their behavior simultaneously, they may be unable to distinguish whether removing only one component improves the error. We can do it by hand at the end of the simulations, repeatedly. This is a kind of greedy algorithm. On average, about 1.5 components are removed. In both the $S = 2$ and $S = 1$ cases, this results into a large improvement (see Fig. 3.3), and curiously produces the same error, with a decay $N^{-2.3}$. Nevertheless, the final error is still

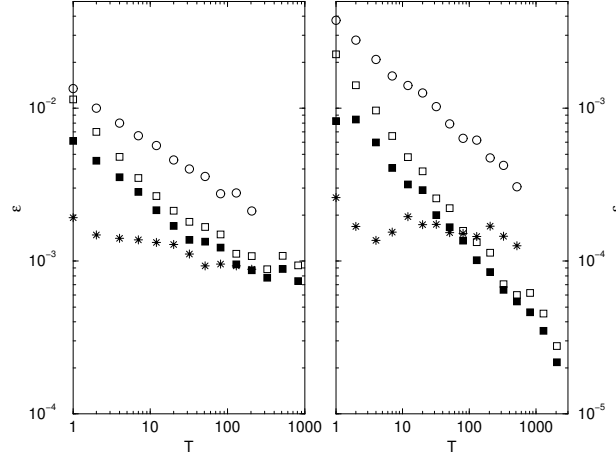


FIGURE 5. Average error versus the number of runs for each sample of the defective component set for MG with $S = 2$ (circles), and $S = 1$ (squares), $S = 2$ with removal (stars) and $S = 1$ with removal (full squares). Left panel: $N = 20$, averages over 1000 samples; right panel: $N = 50$, average over 200 samples.

far from optimality. This illustrates how hard this optimization problem is. Much better results can be obtained by removing a group of 2, or 3 components, ad libitum, but of course, this needs much more computing resources ($O(N^2)$, $O(N^3)$, ...), and eventually amounts to enumerating all possibilities.

Here is the second trick that keeps the complexity with the $O(N)$ regime. As mentioned, the final state depends on the initial conditions, and is often not optimal or not even near optimal. But it is still a local minimum of h^2 . Therefore the idea is to do T runs with the same set of defective devices, changing the initial condition $U_i(t=0)$, and to select the best run. It is a kind of simulated annealing [36] with zero temperature, or partial enumeration where repetition would be allowed. Interestingly, Figure 5 reports that the decay is apparently a power-law first, and then begins to saturate. For $S = 1$, the exponent is about 0.5, and 0.4 for $S = 2$; it depends weakly on N . Remarkably, the error decreases faster with $S = 1$ agents than $S = 2$. Note that the optimal value is at about 10^{-6} , hence, agents are far from it. This is due to the fact that the agents use too many components. Nevertheless, the improvement brought by this method is impressive, and increases as N increases, but cannot keep up with the exponential decay of ϵ_{opt} : the difference becomes more and more abyssal. The component removal further lowers the error (same figure), and more in the $S = 2$ than in the $S = 1$ one. This advantage is reversed for T large enough when N is larger, as reported by the right panel Fig. 5).

The other optimization problem recycles binary components [35]: one has a set of N partially defective processors, each of them able to perform

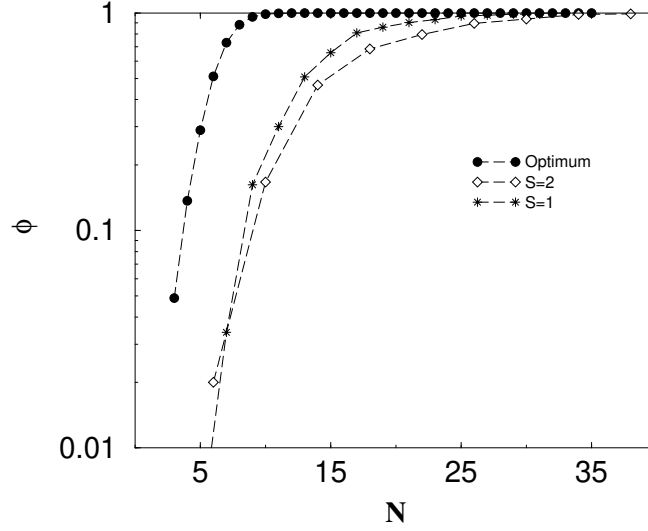


FIGURE 6. Fraction of samples for which a perfectly working subset of components can be found. $f = 0.2$, average over 1000 runs.

P different operations. The manufacturing process is supposed to be fault with probability f for each operation of each component. Mathematically, the operation of processor a is permanently defective ($a = 1$) with probability f and works permanently with probability $1 - f$ ($a = 1$). The probability that a component is working becomes vanishingly small when P grows at fixed f . The task consists in finding a subset such that the majority of its components gives the right answer, that is,

$$\sum_{i=1}^N n_i a_i > 0 \quad \text{for all } = 1; \quad ; P \quad (22)$$

Surprisingly, the fraction of samples in which a perfectly working subset of components can be found increases very quickly as N grows at fixed P and f [35] (see also fig. 6). Finding a subset that perfectly works is an easy problem when it is possible, but finding the one which has the least components is a hard problem [35]. By contrast with the minimization of fluctuations, here one wishes to maximize A given σ , that is, the predictability H . Since all the agents eventually use only one strategy in majority games [21], $H = \sigma^2$, hence, the fluctuations σ^2 are also maximized: naive agents are also sophisticated in this case. A simple majority game does not favor any particular sign of A a priori. However, if $f = 1/2$ the sign $+$, hence mostly working combinations, are favored. In practice, a majority game payoff increase is $\text{ag}(A)$ instead of $-\text{ag}(A)$ as in minority games, which means that here one has

$$U_i(t+1) = U_i(t) + a_i^{(t)} A(t) \quad (23)$$

Majority games with $S = 1$ turn out to be better than those agents with $S = 2$, as shown in Fig. 6, where the results of enumeration are also displayed. As the problem to find a working subset is easy for N large enough, the agents are successful.

4 Conclusions

The efficiency of Minority Games seems to be universal with respect to agents' learning rate: if the latter is too high, anomalous fluctuations, hence small efficiency arise. However, these are totally suppressed if the agents are sophisticated, who can optimally coordinate if there is no public information. An unexplored issue is what happens with neural networks taking into account their impact on the game. Based on this 'universality', it would be tempting to study neural networks with the sophisticated payoff.

The study of forward/reverse problems showed the limitations of agent-based optimization in hard cases, which leaves the interesting open question of how to improve the overall performance, and how the setup of agent-based models can and must be tuned for individual cases.

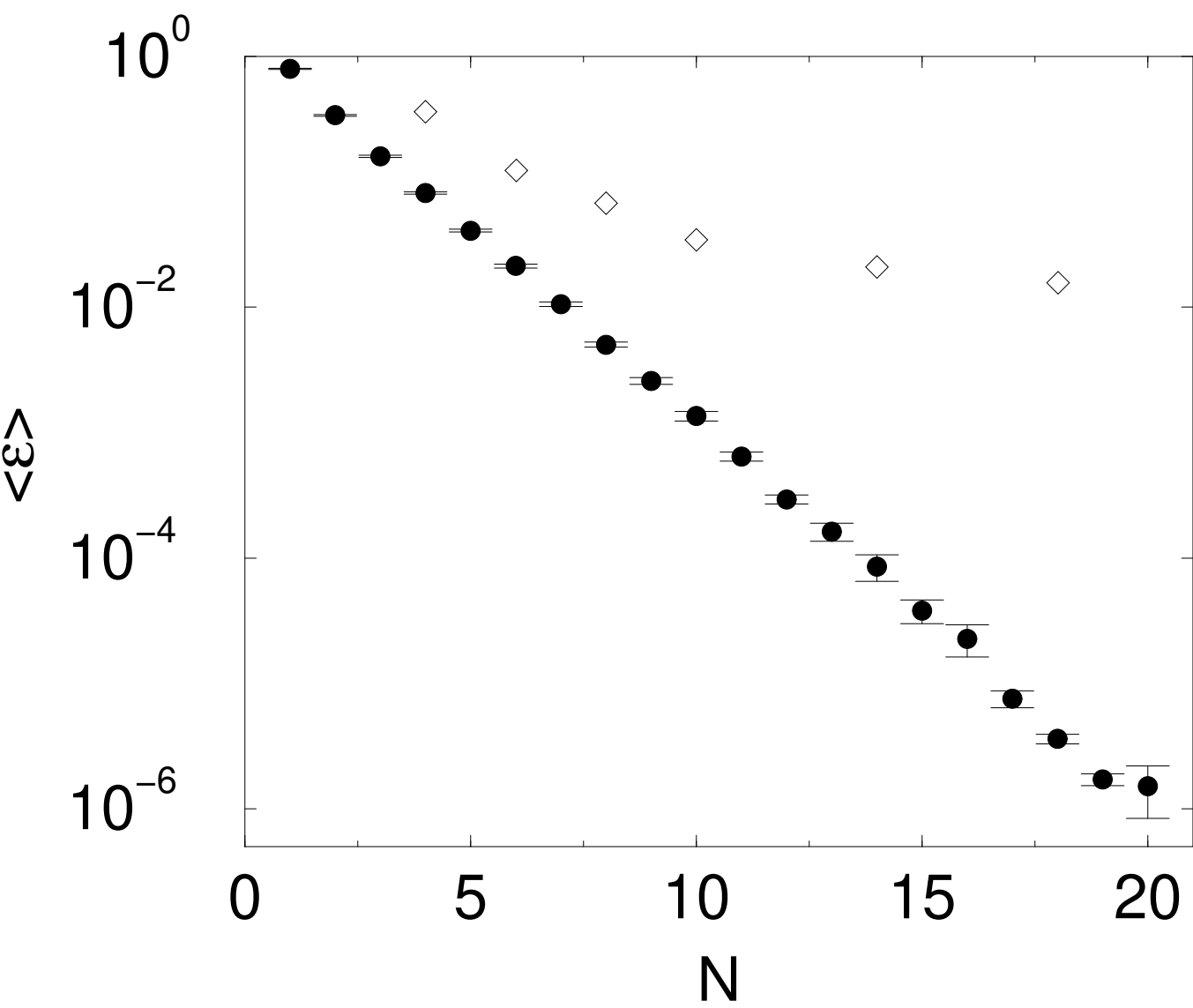
I am grateful to J.-P. Garrahan, N. F. Johnson, M. Marsili, D. Sherrington and Yi-Cheng Zhang for numerous discussions. This work has been supported by EPSRC.

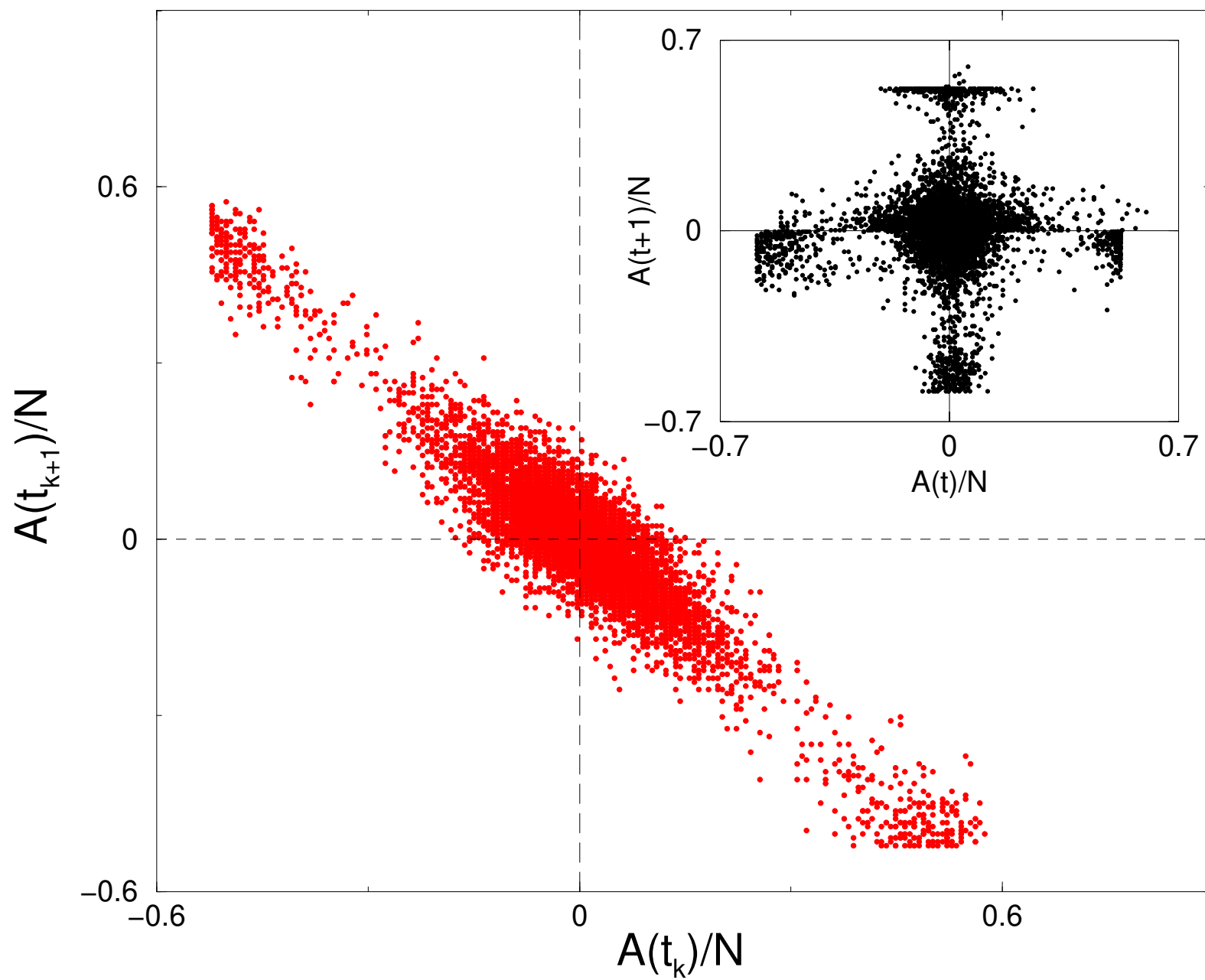
5 References

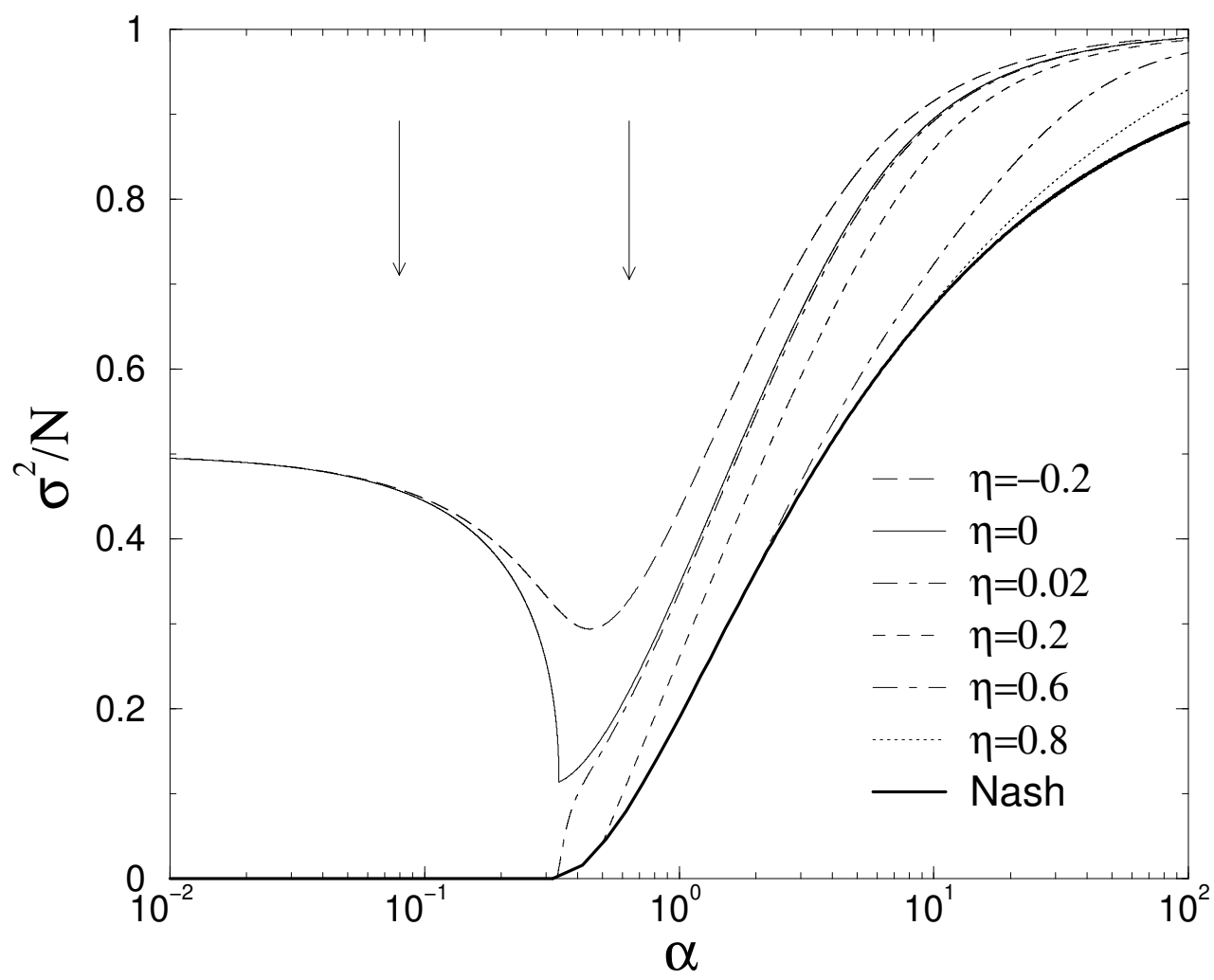
- [1] Arthur W. B., Am. Econ. Assoc. Papers and Proc 84, 406, 1994.
- [2] D. Challet and Y.-C. Zhang, Physica A 246, 407 (1997) preprint adapt.org/9708006
- [3] D. Challet, the Minority Game's web page
<http://www.unifr.ch/econophysics/minority>
- [4] J. W. Weibull, "Evolutionary Game Theory", MIT Press, Cambridge (1995)
- [5] D. Challet and Y.-C. Zhang, Physica A, 256, 514 (1998), preprint cond-mat/9805084
- [6] Y. Li, R. Riolo and R. Savit, Physica A, 276, 234 (2000), preprint cond-mat/9903415
- [7] Y. Li, R. Riolo and R. Savit, Physica A, 276, 265 (2000), preprint cond-mat/9906001
- [8] G. Reents, R. Metzler, W. Kinzel, preprint cond-mat/0007351

- [9] D. Challet, unpublished.
- [10] M. Marsili and D. Challet, *Adv. Complex Systems* 3-I (2001), preprint cond-m at/0004376
- [11] David H. Wolpert and Kagan Tumer, Technical Report NASA-ARC-IC-99-63, NASA, 1999.
- [12] D. Fudenberg and D. K. Levine, *The theory of learning in games* (MIT Press, 1998).
- [13] A. Cavagna, J.P. Garrahan, I. Giardinà, D. Sherrington, *Phys. Rev. Lett.* 83, 4429 (1999).
- [14] D. Challet, M. Marsili and R. Zecchina, *Phys. Rev. Lett.* 85, 5008 (2000), e-print cond-m at/0004308
- [15] D. Challet and M. Marsili, *Phys. Rev. E* 62, 1862 (2000), preprint cond-m at/0004196
- [16] A. Cavagna, *Phys. Rev. E* 59, R3783 (1999)
- [17] W. Kinzel, R. Metzler, I. Kanter, *Dynamics of Interacting Neural Networks*, *J. Phys. A* 33 (2000), L141-L147, preprint cond-m at/9906058
- [18] W. Kinzel, R. Metzler, I. Kanter, *Interacting Neural Networks* (2000), preprint cond-m at/0003051
- [19] J. Wakeling, P. Bak, *Phys. Rev. E* 64, 051920 (2001)
- [20] Savit R., Manuca R., and Riolo R., *Phys. Rev. Lett.*, 82, 2203 (1999).
- [21] D. Challet and M. Marsili, *Phys. Rev. E* 60, R6271 (1999), preprint cond-m at/9904071
- [22] D. Challet, M. Marsili and R. Zecchina, *Phys. Rev. Lett.* 84, 1824 (2000), preprint cond-m at/9904392
- [23] V. Dotsenko, *An introduction to the theory of spin glasses and neural networks*; World Scientific Publishing (1995).
- [24] J.P. Garrahan, E. Moro, D. Sherrington, *Phys. Rev. E* 62, R9 (2000)
- [25] J. A. F. Heimel, A. C. C. Coolen, *Phys. Rev. E* 63, 056121 (2001), e-print cond-m at/0012045.
- [26] M. Marsili, D. Challet, *Phys. Rev. E* 64, 056138 (2001), preprint cond-m at/0102257
- [27] T. Galla, D. Sherrington, preprint.

- [28] D . Challet, M . M arsili and Y .C . Zhang, *Physica A* 276, 284 (2000),
preprint cond-m at/9909265
- [29] D . Challet, M . M arsili, submitted to PRL (2002)
- [30] M . M arsili, D . Challet and R . Zecchina, *Physica A* 280, 522 (2000),
preprint cond-m at/9908480
- [31] A . De M artino and M . M arsili (2000), *J. Phys. A* 34, 2525 (2001),
preprint cond-m at/0007397
- [32] Y . Li, A . VanDeem en A . and R . Savit, *Physica A* , 284, 461 (2000),
preprint nlin/0002004
- [33] M . M ezard, G . Parisi, M . A . V irasoro, *Spin glass theory and beyond*
(W orld Scienti c, 1987).
- [34] M . R . Garey and D . S . Johnson, *Computers and Intractability. A Guide*
to the Theory of NP -Completeness, W . H . Freeman, New York (1997).
- [35] D . Challet, N . F . Johnson, *Phys. Rev. Lett.* 89, 028701 (2002), preprint
cond-m at/0203028
- [36] J . Kirkpatrick et al., *Science* 220, 671 (1983)
- [37] D . Wolpert and K . Turner, preprint (2002)
- [38] D . Challet and N . F . Johnson, unpublished (2002)
- [39] F . Slanina and Y .C . Zhang, *Physica A* 272, 257 (1999), e-print cond-
m at/9906249
- [40] P . Je eries, M . L . Hart, P . M . Hui, N . F . Johnson, *Int. J. Th and Appl.*
Fin. 3-3 (2000), e-print cond-m at/9910072.
- [41] T . S . Lo, P . M . Hui, N . F . Johnson, e-print cond-m at/0008387







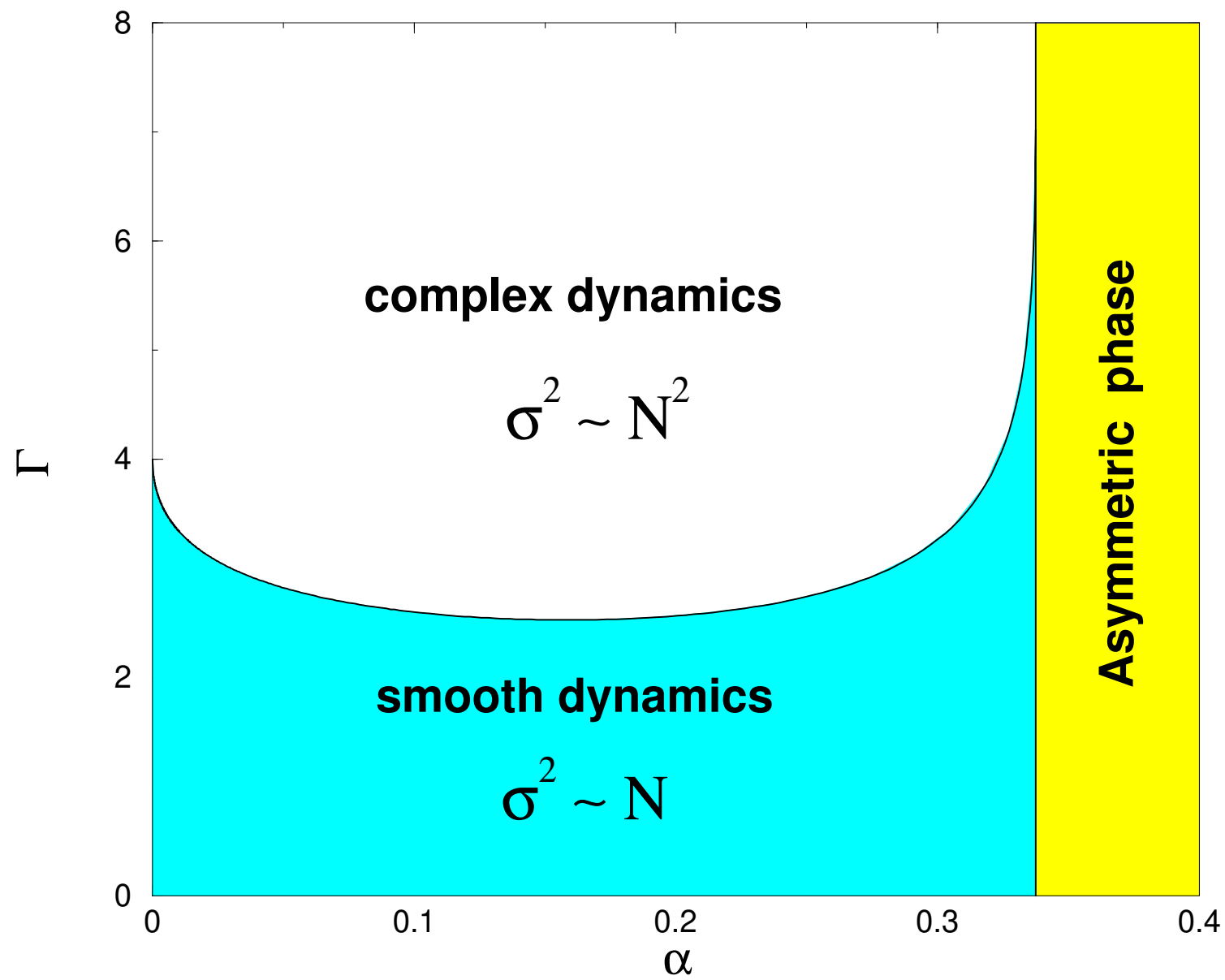


Fig. 4: Challet and Johnson

