

# Abnormal phenomena in a one-dimensional periodic structure containing left-handed materials

Liang Wu<sup>1</sup>, Sailing He<sup>1,2</sup> and Linfang Shen<sup>1</sup>

<sup>1</sup> Center for Optical and Electromagnetic Research,  
State Key Laboratory for Modern Optical Instrumentation,  
Zhejiang University,  
Yu-Quan, Hangzhou 310027, P. R. China

<sup>2</sup> Division of Electromagnetic Theory,  
Alfvén Laboratory,  
Royal Institute of Technology,  
S-100 44 Stockholm, Sweden

(Dated: March 22, 2024)

## Abstract

The explicit dispersion equation for a one-dimensional periodic structure with alternative layers of left-handed material (LHM) and right-handed material (RHM) is given and analyzed. Some abnormal phenomena such as spurious modes with complex frequencies, discrete modes and photon tunnelling modes are observed in the band structure. The existence of spurious modes with complex frequencies is a common problem in the calculation of the band structure for such a photonic crystal. Physical explanation and significance are given for the discrete modes (with real values of wave number) and photon tunnelling propagation modes (with imaginary wave numbers in a limited region).

PACS numbers: 78.20.Ci, 42.70.Qs, 78.20.-e, 03.65.Ge,

Left-handed materials (LHM) with negative permittivity and negative permeability, which were first suggested in [1], have attracted much attention recently [2, 3, 4] thanks to the experimental realization of such materials [5] and the debate on the use of a LHM slab as a perfect lens to focus both propagating waves and evanescent waves [6, 7, 8].

Multi-layered structures containing LHM have been investigated through calculating the transmittance or reflectance of the structure [9, 10]. Effects of photon tunnelling and Bragg diffraction have been observed in these works. In the present paper, we consider a one-dimensional (1D) photonic crystal formed by alternative layers of LHM and RHM. The band structure is investigated by analyzing the explicit dispersion equation. Some abnormal phenomena such as spurious modes with complex frequencies, discrete modes and photon tunnelling modes are found and explained in the present paper.

Consider a 1D periodic structure with alternating layers  $(\epsilon_1; \mu_1)$  and  $(\epsilon_2; \mu_2)$  as shown in Fig. 1.  $d_1$  and  $d_2$  are the widths of the two inclusion layers respectively, and  $a = d_1 + d_2$  is the period. Note that the conservation of energy requires that  $\epsilon_i \mu_i > 0$ ,  $i = 1; 2$ . The corresponding refractive index is given by  $n_i = \sqrt{\epsilon_i \mu_i}$  (negative sign for LHM). We consider an  $o$ -line propagation of monochromatic electromagnetic field (with time-dependence  $e^{-i\omega t}$ ) in a periodic structure with  $o$ -line wave vector  $k$  along the  $x$  axis. For the  $E$ -polarization case, one has

$$\begin{aligned} E_{1y} &= e^{ik_1 x} (e^{ik_1 z} + A e^{-ik_1 z}) \\ H_{1x} &= \frac{k_1}{\mu_1} e^{ik_1 x} (e^{ik_1 z} - A e^{-ik_1 z}) \quad \text{in region 1;} \\ H_{1z} &= \frac{1}{\mu_1} e^{ik_1 x} (e^{ik_1 z} + A e^{-ik_1 z}) \end{aligned} \quad (1)$$

and

$$\begin{aligned} E_{2y} &= e^{ik_2 x} (B e^{ik_2 z} + C e^{-ik_2 z}) \\ H_{2x} &= \frac{k_2}{\mu_2} e^{ik_2 x} (B e^{ik_2 z} - C e^{-ik_2 z}) \quad \text{in region 2;} \\ H_{2z} &= \frac{1}{\mu_2} e^{ik_2 x} (B e^{ik_2 z} + C e^{-ik_2 z}) \end{aligned} \quad (2)$$

where  $k_i$  is the component of the wave vector along the  $z$  axis in region  $i$  ( $i = 1; 2$ ), i.e.,  $k_i^2 = \epsilon_i \mu_i - k_1^2 = \epsilon_i \mu_i - \omega^2/c^2$ . Here  $c$  is the speed of light in vacuum.

The tangential electric and magnetic fields should be continuous at  $z = 0$ , i.e.,

$$\begin{aligned} E_{1y}(z = 0^-) &= E_{2y}(z = 0^+) \\ H_{1x}(z = 0^-) &= H_{2x}(z = 0^+); \end{aligned} \quad (3)$$

To obtain the dispersion relation for this 1D photonic crystal, we need to use the following periodic conditions according to the Bloch theorem,

$$\begin{aligned} E_{2y}(z = d_2) &= E_{1y}(z = -d_1)e^{iqa} \\ H_{2x}(z = d_2) &= H_{1x}(z = -d_1)e^{iqa}; \end{aligned} \quad (4)$$

where  $q$  is in the first Brillouin zone  $-\frac{\pi}{a} \leq q \leq \frac{\pi}{a}$ . Substituting systems (1) and (2) into systems (3) and (4), we obtain the following dispersion relation for the E-polarization case,

$$\cos(k_1 d_1) \cos(\tilde{n} k_1 d_2) - \frac{\tilde{n}^2 + 1}{2\tilde{n}} \sin(k_1 d_1) \sin(\tilde{n} k_1 d_2) = \cos(qa); \quad (5)$$

where  $\tilde{n} = k_2/k_1 = \frac{q}{n^2(k_1^2 + 1)} = k_1$ ,  $\tilde{n} = 1$ , and  $n = n_2/n_1$  is the index ratio of the two media.

Similarly, we can derive the following dispersion relation for the H-polarization case,

$$\cos(k_1 d_1) \cos(\tilde{n} k_1 d_2) - \frac{\tilde{n}^2 + 1}{2\tilde{n}} \sin(k_1 d_1) \sin(\tilde{n} k_1 d_2) = \cos(qa); \quad (6)$$

where  $\tilde{n} = 1$ .

From analytical equations (5) and (6), we can find out how  $k_1$  depends on  $q$ . The corresponding dispersion relation between  $\omega$  and  $q$  can then be obtained according to  $\omega^2 = c^2(k_1^2 + 1) = (\omega_1^2)$  for each fixed  $\omega$  ( $\omega = 0$  is associated to the in-line propagation, i.e., the case when the propagation direction is along the normal of the material interfaces).

When the index ratio  $n < 0$ , the solution to the dispersion equation and the associated band structure have quite different behaviors as compared to those for the usual case when  $n > 0$ . For simplicity, we first illustrate this for the case when  $\omega = 0$ . In this case,  $\frac{\tilde{n}^2 + 1}{2\tilde{n}} = \frac{n^2 + 1}{2n}$  and the dispersion equations for the E-polarization and the H-polarization have the same form (as expected).

Spurious modes with complex  $\omega$ . When one of the constitutive media is of LHM (i.e.,  $n < 0$ ), the analytical dispersion equation may have some complex solutions for  $k_1$ . These complex values of  $k_1$  lead to complex  $\omega$  since  $\omega^2 = c^2(k_1^2 + 1) = (\omega_1^2)$ . Fig. 2 gives the in-line (i.e.,  $\omega = 0$ ) band structure when  $n = -2.5$ ;  $\tilde{n} = -2$ ;  $d_1 = d_2 = 0.5a$ . The real part of  $\omega$  varies little as  $q$  varies from  $-\pi/a$  to  $\pi/a$ . The problem of complex  $\omega$  will also appear when  $\omega \neq 0$  (i.e., the case of off-line propagation). Obviously, these complex  $\omega$  have no physical significance since physically the frequency  $\omega$  must have a real value.

One would meet a similar problem of complex  $\omega$  in the calculation of the band structure using other methods such as the plane wave expansion method (one needs to remove these

spurious complex  $\omega$  in the band structure). In the plane wave expansion method, the  $\omega$  values are determined from the following eigenvalue equation,  $(\hat{L} - \omega^2 \hat{H})\mathbf{r} = 0$ . The existence of complex  $\omega$  indicates that the operator  $\hat{L} - \omega^2 \hat{H}$  is not a Hermitian operator or has no equivalent Hermitian operator. One can also expect that these complex  $\omega$  (associated with an exponentially increasing factor of time) will make the finite-difference time domain (FDTD) method (with a periodic boundary condition) divergent in the calculation of the band structure of a photonic crystal consisting of alternate RHM and LHM inclusions (with constant permittivity and permeability) [11, 12, 13]. We have verified numerically with the plane wave expansion method and the FDTD method the existence of the spurious modes with complex  $\omega$ .

The fields associated with the spurious complex  $\omega$  satisfy Maxwell's equations, the boundary condition and the enforced periodic condition. Therefore, an additional requirement that the frequency  $\omega$  must be real should be applied to make the solution significant in physics.

In the rest of the paper, we consider only situations when  $\omega$  is real.

When  $\omega = 0$ , a complex solution of  $k_1$  always leads to a spurious complex  $\omega$ . However, when  $\omega \neq 0$  some complex solutions of  $k_1$  may correspond to real  $\omega$  and thus have physical significance. Since  $\omega^2 = c^2(k_1^2 + k_2^2) = (\omega_{IR}^2 - \omega_{II}^2) + j2\omega_{IR}\omega_{II}$ , a complex solution of  $k_1 = k_{IR} + jk_{II}$  (with  $k_{II} \neq 0$ ) should satisfy the following conditions in order to make  $\omega$  real,

$$k_{IR} = 0; \quad k_{II}^2 < \omega^2/c^2. \quad (7)$$

In other words, an imaginary solution of  $k_1$  can have physical significance when  $\omega \neq 0$  (i.e., the off-line propagation case). Imaginary solutions of  $k_1$  correspond to evanescent waves. In a periodic structure consisting of alternate RHM and LHM layers, the special property that the evanescent waves (in both directions) decrease in the RHM layer and increase in the LHM layer [8] or vice versa permits the evanescent waves to propagate in the periodic structure (i.e., a propagation mode, for which the energy density does not decay over a period; we will call it a photon tunnelling mode and will discuss it in more details below). In the periodic structure composed solely by RHM or LHM, complex solutions of  $k_1$  will not occur since evanescent waves can not form a propagation mode in these structures.

As discussed before, imaginary solutions of  $k_1$  may have physical significance when  $\omega \neq 0$ . This will be illustrated by the abnormal photon tunnelling modes in the band structure for a photonic crystal consisting of alternate RHM and LHM layers. Another abnormal (and

interesting) phenomenon is that some discrete modes (with real values of wave number) are also found in the band structure.

To simplify the analysis, we consider a special case when  $n = 1$  for the E-polarization. Then  $n = 1$  (independent of  $\epsilon$ ) and Eq. (5) is simplified to

$$\cos(k_1 d_1) \cos(k_1 d_2) + \frac{1 + \epsilon^2}{2} \sin(k_1 d_1) \sin(k_1 d_2) = \cos(qa): \quad (8)$$

One notices that the above equation for  $k_1$  is independent of  $\epsilon$ . We discuss situations when  $\epsilon \neq 1$  (so that the RHM and LHM layers have different values of impedance). It is particularly interesting when the two inclusion layers have the same width (i.e.,  $d_1 = d_2 = 0.5a$ ) since in this case only discrete modes and photon tunnelling modes exist (conventional propagating band disappears in the band structure).

**Discrete modes.** Since  $\cos(k_1 d_1) \cos(k_1 d_2) + \frac{1 + \epsilon^2}{2} \sin(k_1 d_1) \sin(k_1 d_2) = 1$  (when  $k_1$  is real), real solutions of  $k_1$  to Eq. (8) exist only when  $q = 0$  (notice that  $\epsilon = a/q = a$ ), which corresponds to discrete solutions  $k_1 = 2N/a$ ,  $N = 0; 1; 2; \dots$ . Since these discrete solutions satisfy the transparent condition of  $k_1 d_1 = N\pi$ ;  $k_2 d_2 = N\pi$  (one can easily show that each layer is transparent to neighboring layers at these discrete frequencies for a fixed  $\epsilon$ ), the field with this wave vector will surely pass through the periodic structure and becomes a propagating mode. On the other hand, fields with any other wave vector (i.e., any other frequency for the fixed  $\epsilon$ ) satisfies the Bragg reflective condition  $k_1 d_1 + k_2 d_2 = 0$  and can not propagate in this periodic structure. Therefore, only those discrete propagation modes exist. As an example, the discrete real solutions of  $k_1$  to Eq. (8) are shown by the circles in Fig. 3 (with  $\epsilon = 2$ ). This abnormal phenomenon (existing for any  $\epsilon$ ) can be utilized to make a very narrow filter (with no sidelobe, which is different from any conventional type of filters).

**Photon tunnelling modes.** From Eq. (8) one sees that only complex  $k_1$  can be the solutions if  $q \neq 0$ . Then according to condition (7) the solutions  $k_1$  with physical significance must be imaginary. The expression on the left-hand side of Eq. (8) always decreases when  $k_{1I}$  increases or decreases away from 0 (a symmetric function of  $k_{1I}$  with a maximum at  $k_{1I} = 0$ ). Therefore, only two conjugate imaginary solutions exist. The dashed lines in Fig. 3 show the imaginary solutions of  $k_1$  to Eq. (8) for an example. When  $q(\neq 0)$  varies in the first Brillouin zone, the two conjugate imaginary solutions vary continuously in a region from  $0.561j/a$  to  $0.561j/a$ . Note that this figure is independent of  $\epsilon$  for this special case.

For  $o$ -line waves with  $k^2 > k_{II}^2$ , the imaginary solutions correspond to special propagation modes (photon tunnelling modes) (as discussed before). For this example, evanescent modes with  $k_{II}$  outside the region  $[-0.561j, 0.561j]$  can not propagate inside the periodic structure. From Fig. 3 one can also see that  $k_{II}$  approaches 0 when  $q$  approaches 0. Thus, any  $\epsilon \neq 0$  can permit the existence of some photon tunnelling modes since  $k_{II}$  can be arbitrarily small to satisfy  $k_{II}^2 < k^2$ . From the above discussion, one sees that for any  $\epsilon \neq 0$  there always exist some evanescent modes which can propagate inside the periodic structure while some other evanescent modes can not (one notices that in the case of a perfect lens [8] all the evanescent waves can go through the lens). This limitation of the photon tunnelling modes is due to the enforced periodic condition. Thus, the problem of square non-integrable field mentioned in [6] will not occur in the present situation (this is also true for the next example when  $d_1 \neq d_2$ ).

Both discrete modes and photon tunnelling modes exist when  $\epsilon \neq 0$ . However, when  $\epsilon = 0$  (as in the above example), which corresponds to normally incident waves (i.e., the in-line propagation case), only discrete modes can exist (this means that only fields at discrete frequencies can exist in the structure).

In the above discussion the case when  $d_1 = d_2$  is considered. Fig. 4 (a) shows the solutions of  $k_1$  for an example when  $d_1 \neq d_2$ . From this figure one sees that non-discrete real  $k_1$  solutions (corresponding to some continuous bands shown in Fig. 4 (b)) exist besides some discrete modes and photon tunnelling modes. The discrete solutions are at  $k_1 = (2.5 + 5N) \times 2\pi/a$  for  $q = \pi/a$  and at  $k_1 = 5N \times 2\pi/a$  for  $q = 0$ ,  $N = 0; 1; 2; \dots$ . They are located in the forbidden band-gaps (see Fig. 4 (b) for the corresponding band structure for a given  $\epsilon$ ).

In the above we have discussed only the ideal situations when the periodic structure consists of ideal materials with lossless and non-dispersive negative  $\epsilon$  and negative  $\mu$  (and  $\epsilon$  and  $\mu$  are the relative permittivity and permeability of the two inclusion media). In a non-ideal situation with material loss or dispersion the abnormal phenomena such as spurious modes with complex  $k_1$ , discrete modes and photon tunnelling modes can also be expected to occur for the following reasons.

If the inclusion media are dispersive,  $\epsilon$  and  $\mu$  will be frequency-dependent. Since the solutions can be obtained from Eq. (5) in a point-by-point manner, they are correct locally (i.e., in a small frequency range where the frequency-dependence of  $\epsilon$  and  $\mu$  can be

neglected). Thus, the abnormal phenomena can still exist in certain small frequency region. Furthermore, the frequency in the band structure is scalable and thus we can scale it to a frequency at which the material parameters have desired values in order to observe these abnormal phenomena.

If the LHM inclusion is lossy the relative  $\epsilon$  or  $\mu$  has a very small positive imaginary part (e.g.,  $10^{-5}j$ ; as claimed in some papers that LHM must have some loss [6]). The abnormal phenomena can still occur since the dispersion equation (Eq. (5)) will not give any rapid change when a very small imaginary part is added to  $\epsilon$  or  $\mu$ . Note that for the photon tunnelling modes  $q$  should be complex (corresponding to a pseudo-periodic field with a damping factor along the propagation direction) when  $\epsilon$  or  $\mu$  is complex. Since the imaginary parts of these parameters are very small, Eq. (5) is still valid when all the parameters (including  $\epsilon$ ,  $\mu$  and  $q$ ) are replaced with their real parts.

In conclusion, we have found some abnormal phenomena such as spurious modes with complex  $\epsilon$ , discrete modes and photon tunnelling modes by analyzing the explicit dispersion equation for a 1D periodic structure with alternating LHM and RHM layers. One will meet the problem of complex  $\epsilon$  in the calculation of the band structure using other methods such as the plane wave expansion method and the FDTD method. The physical significance of the discrete modes and photon tunnelling modes has been explained. The discrete modes can be utilized to make a very narrow filter with no sidelobe. For an  $o$ -line wave there exist some photon tunnelling propagation modes while some other evanescent modes can not propagate inside the periodic structure.

Acknowledgement. The partial support of National Natural Science Foundation of China (under a key project grant; grant number 90101024) is gratefully acknowledged.

- 
- [1] V.G. Veselago, Sov. Phys. Usp. 10, 509 (1968).
  - [2] D.R. Smith, W.J. Padilla, D.C. Vier, S.C. Nemat-Nasser, and S. Schultz, Phys. Rev. Lett. 84, 4184 (2000).
  - [3] R.A. Shelby, D.R. Smith, S.C. Nemat-Nasser, and S. Schultz, Appl. Phys. Lett. 78, 489 (2001).
  - [4] J.B. Pendry, A.J. Holden, W.J. Stewart, and I. Youngs, Phys. Rev. Lett. 76, 4773 (1996).
  - [5] R.A. Shelby, D.R. Smith and S. Schultz, Science 292, 77 (2001).

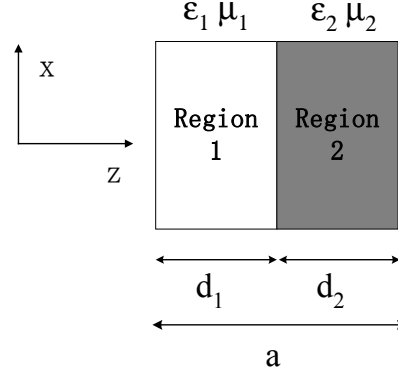


FIG .1: A 1D periodic structure consisting of alternate layers of RHM and LHM inclusions.

- [6] N .G arcia and M .N ieto-Vesperinas, Phys. Rev. Lett., 88, 207403 (2002).
- [7] M ichael W .Feise, Peter J. Bevelacqua, and John B . Schneider, Phys. Rev. B, 66, 035113 (2002).
- [8] J. B .Pendry, Phys. Rev. Lett. 85, 3966 (2000).
- [9] Z. M .Zhang and C .J. Fu, Appl. Phys. Lett. 80, 1097 (2001).
- [10] J. G erardin and A .Lakhtakia, M irc. and Opti. Tech. Lett. 34, 409 (2002).
- [11] R. W .Ziolkow ski and E .Heym an, Phys. Rev. E, 64, 056625 (2001).
- [12] C .T. Chan, Q .L. Yu, and K .M .Ho, Phys. Rev. B, 51, 16635 (1995).
- [13] L. W u and S. H e, J. Appl. Phys., 91, 6499 (2002).



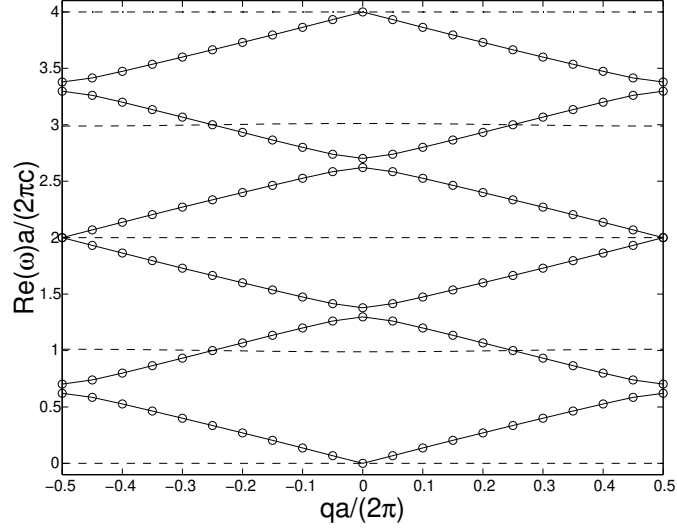


FIG . 2: The band structure for the in-line propagation (i.e.,  $\theta = 0$ ) with  $\epsilon_1 = 1$ ;  $\epsilon_2 = 1$ ;  $n = 2.5$ ;  $d_1 = d_2 = 0.5a$ . The circles show the real  $\omega$ , while the dashed lines indicate the real parts of the complex  $\omega$ .

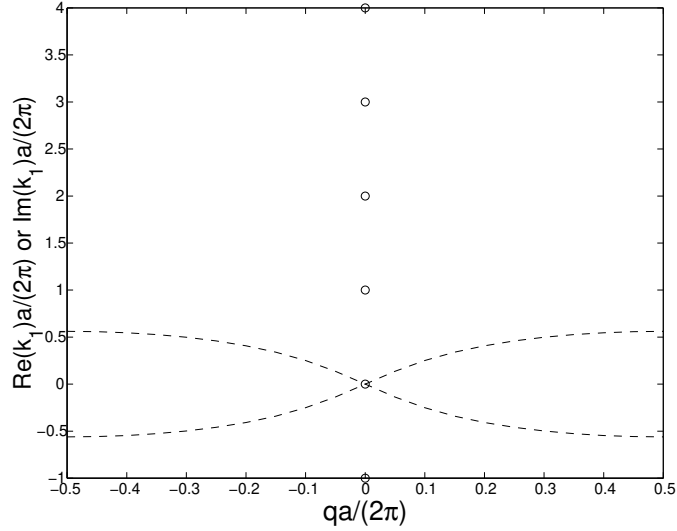


FIG . 3: The solutions (with physical significance) of  $k_1$  to Eq. (8) with  $\epsilon_1 = 1$ ;  $\epsilon_2 = 1$ ;  $n = 2.5$ ;  $d_1 = d_2 = 0.5a$ . The circles indicate the real solutions, which exist discretely at  $q = 0$ . The dashed lines show the imaginary solutions. The imaginary solutions are continuously distributed in a region from  $0.561j a$  to  $0.561j a$ .

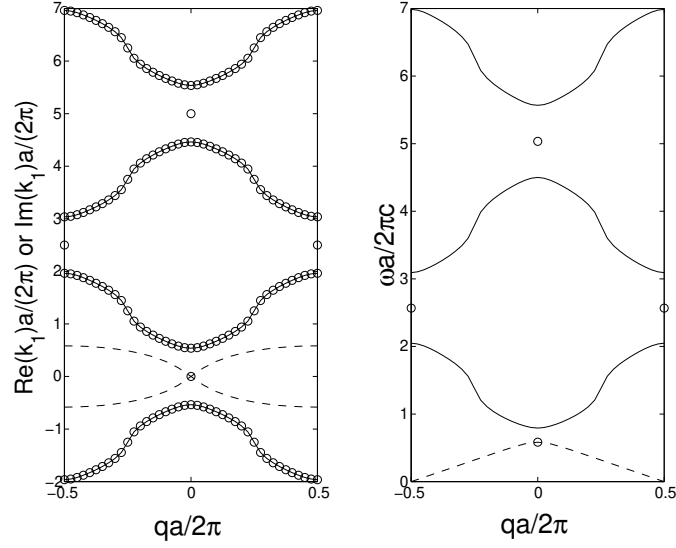


FIG. 4:  $O$ -line case with  $d_1 \neq d_2$ . The two inclusion layers have  $n_1 = 1$ ;  $n_2 = 1$ ;  $n_3 = 2$ ;  $d_1 = 0.4a$ , and  $d_2 = 0.6a$ . (a) The solutions of  $k_1$  with physical significance. The circles show the real solutions. The real solutions have discrete values (at  $q = 0$  and  $q = \pm a$ ) as well as continuous bands. The dashed lines indicate the imaginary parts of the imaginary solutions. (b) The band structure when  $\epsilon = 0.583$   $\epsilon_2 = a$ . The dashed lines show the frequencies of the photon tunnelling modes. The circles indicate the discrete frequencies of the discrete modes. The solid lines show the continuous bands.