

# Impact of deviation from precise balance of spike-timing-dependent plasticity

Narihisa Matsumoto<sup>1,2,3</sup> and Masato Okada<sup>2,3</sup>

<sup>1</sup>Graduate School of Science and Engineering, Saitama University,

Saitama 338-8570, Japan

<sup>2</sup>Lab. for Mathematical Neuroscience, RIKEN Brain Science Institute,

Saitama 351-0198, Japan

<sup>3</sup>PRESTO, Japan Science and Technology Agency, Saitama 351-0198, Japan

Corresponding author

Narihisa Matsumoto,

Lab. for Mathematical Neuroscience, RIKEN Brain Science Institute,

2-1 Hirosawa, Wako-shi, Saitama 351-0198, Japan

Phone: +81-48-467-9664

Fax: +81-48-467-9693

E-mail: [xmatsumo@brain.riken.go.jp](mailto:xmatsumo@brain.riken.go.jp)

Impact of deviation from precise balance of spike-timing-dependent plasticity

## Abstract

Recent biological experimental findings have shown that synaptic plasticity depends on the relative timing of pre- and post-synaptic spikes and this is called spike-timing-dependent plasticity (STDP). Many authors have claimed that a precise balance between long-term potentiation (LTP) and long-term depression (LTD) of STDP is crucial in the storage of spatio-temporal patterns. Some authors have numerically investigated the impact of an imbalance between LTP and LTD on the network properties. However, the mathematical mechanism remains unknown. We analytically show that an associative memory network has the robust retrieval properties of spatio-temporal patterns, and these properties make the network less vulnerable to any deviation from a precise balance between LTP and LTD when the network contains a finite number of neurons.

## Keywords

spike-timing-dependent plasticity; long-term depression; long-term potentiation; retrieval properties; spatio-temporal patterns; statistical neurodynamics

# 1 Introduction

Recent biological experimental findings have indicated that synaptic plasticity depends on the relative timing of pre- and post-synaptic spikes. This relative timing determines whether long-term potentiation (LTP) or long-term depression (LTD) is induced (Bi and Poo, 1998; Markram et al., 1997; Zhang et al., 1998). LTP occurs when presynaptic firing precedes postsynaptic firing by no more than about 20 ms. In contrast, LTD occurs when presynaptic firing follows postsynaptic firing. A rapid transition between LTP and LTD takes place within a few milliseconds. A learning rule of this type is called spike-timing-dependent plasticity (STDP) (Song et al., 2000) or temporally asymmetric Hebbian learning (TAH) (Abbott and Song, 1999; Rubin et al., 2001). The functional role of STDP has been investigated by many authors (Gerstner et al., 1996; Kempter et al., 1999; Abbott and Song, 1999; Munro and Hernandez, 2000; Rao and Sejnowski, 2000; Song et al., 2000; Rubin et al., 2001; Levy et al., 2001; van Rossum et al., 2001; Song and Abbott, 2001; Yoshioka, 2002; Fu et al., 2002; Kamarkar and Buonomano, 2002; Matsumoto and Okada, 2002). Some of these authors have claimed that the precise balance between the LTP and LTD of STDP is crucial in the storage of spatio-temporal patterns (Munro and Hernandez, 2000; Yoshioka, 2002; Matsumoto and Okada, 2002). In our previous work, we analytically showed that STDP has the same qualitative effect as the covariance rule when the balance is precisely maintained (Matsumoto and Okada, 2002). In the brain, though, it is inconceivable that such a balance will be precisely maintained. Some authors numerically have investigated the impact of an imbalance between LTP

and LTD on network properties (Song et al., 2000; Munro and Hernandez, 2000; Yoshioka, 2002). Munro and Hernandez showed that spatio-temporal patterns cannot be retrieved in a noisy environment when there is no LTD (Munro and Hernandez, 2000). However, the mathematical mechanism that accounts for this remains unknown.

In this paper, we analytically investigate the retrieval properties of spatio-temporal patterns in an associative memory network where there is an imbalance between the LTP and LTD of STDP by using a method of the statistical neurodynamics (Amaral and Maginu, 1988; Okada, 1996; Matsumoto and Okada, 2002). Using this theory, we discuss the macroscopic behavior of the network at a thermodynamic limit: the number of neurons is infinite. When the balance is precisely maintained, sequential patterns can be stored in the network (Matsumoto and Okada, 2002). Also, when the mean deviation from the precise balance is 0 and the fluctuation is finite, patterns can be stored at a thermodynamic limit (Matsumoto and Okada, 2003). This implies that when the balance is maintained on average, patterns can be stored. We also showed that when the mean is not 0, patterns cannot be stored since a cross-talk noise diverges at a thermodynamic limit. However, previous work using computer simulation has shown that the stored limit cycle is stably retrieved when the number of neurons is finite (Munro and Hernandez, 2000; Yoshioka, 2002). In the brain, the number of neurons is considered to be finite. Therefore, it is important to discuss this situation, although no analytical works regarding this has been reported. The purpose of the work reported in this paper was to analytically investigate the retrieval properties when the number of neurons is finite. We found that a network containing a finite

number of neurons becomes robust regarding this deviation from a precise balance between the LTP and LTD of STDP. Since the number of neurons in the brain is considered to be finite, our results might apply to the brain.

We introduce our model for the storage of spatio-temporal patterns in section 2. In section 3, we analytically discuss our model as it applies when the balance between the LTP and LTD of STDP is precisely maintained and when it is not precisely maintained, and in section 4 we investigate the properties of our model. In section 5, we summarize this paper. The Appendix presents a detailed derivation of the model's dynamical equations of the model when the balance is precisely maintained.

## 2 Model

The model contains  $N$  binary neurons with reciprocal connections. Each neuron takes a binary value: 0;1g. We define discrete time steps and the following rule for synchronous updating:

$$u_i(t) = \sum_{j=1}^N J_{ij} x_j(t); \quad (1)$$

$$x_i(t+1) = F\left(\frac{u_i(t)}{\theta}\right); \quad (2)$$

$$F(u) = \begin{cases} 1 & : u \geq 0 \\ 0 & : u < 0 \end{cases} \quad (3)$$

where  $x_i(t)$  is the state of the  $i$ -th neuron at time  $t$ ,  $u_i(t)$  is the internal potential of that neuron, and  $\theta$  is a uniform threshold. If the  $i$ -th neuron fires at  $t$ , its state is  $x_i(t) = 1$ ; otherwise,  $x_i(t) = 0$ .  $J_{ij}$  is the synaptic weight from the  $j$ -th neuron to the  $i$ -th neuron. Each element  $x_i$  of the  $i$ -th memory pattern  $\mathbf{x} = (x_1; x_2; \dots; x_N)$

is generated independently by

$$\text{Prob}[i = 1] = 1 - f, \quad \text{Prob}[i = 0] = f: \quad (4)$$

The expectation of  $i$  is  $E[i] = f$ ; thus,  $f$  is considered to be the mean firing rate of the memory pattern. The memory pattern is sparse when  $f \ll 1$ , and this coding scheme is called sparse coding.

The synaptic weight  $J_{ij}$  follows the form of synaptic plasticity, which depends on the difference in spike times between the  $i$ -th (post-) and  $j$ -th (pre-) neurons. This difference determines whether LTP or LTD is induced. Such a learning rule is called spike-timing-dependent plasticity (STDP). Biological experimental findings have shown that LTP or LTD is induced when the difference between the pre- and post-synaptic spike times falls within about 20 ms (Zhang et al., 1998) (Figure 1(a)). There are also other types of STDP (Abbott and Nelson, 2000). The STDP type of Figure 1(a) has often been used in theoretical work (e.g., Song and Abbott (2001); Rao and Sejnowski (2000)). We transformed this type of window function into the time window shown in Figure 1(b). This time window shows that LTP is induced when the  $j$ -th neuron fires one time step before the  $i$ -th neuron fires, i.e.,  $i^{+1}_j = 1$ , while LTD is induced when the  $j$ -th neuron fires one time step after the  $i$ -th neuron fires, i.e.,  $i^{-1}_j = 1$ . We define a single time step in equations (1)-(3) as 20 ms, and any duration of less than 20 ms is ignored. A synaptic plasticity obeying this time window is described by

$$J_{ij} = i^{+1}_j (1 + \eta) - i^{-1}_j: \quad (5)$$

After memory patterns are embedded by STDP, the synaptic weight is written as

$$J_{ij} = \frac{1}{N f (1 - f)} \sum_{p=1}^P (x_i^{p+1} x_j - (1 + \epsilon) x_i^{p-1} x_j); \quad (6)$$

where the value  $\frac{1}{N f (1 - f)}$  is a scaling factor and the number of memory patterns is  $p = \alpha N$  where  $\alpha$  is defined as the loading rate. If both the  $i$ -th neuron and the  $j$ -th neuron are simultaneously, neither LTP nor LTD occurs because equation (6) does not include the term of  $x_i x_j$ . Since the relative LTP and LTD magnitudes are more critical than the absolute magnitudes, the LTD magnitude changes while the LTP magnitude and the time duration are fixed.  $\epsilon$  denotes deviation from a precise balance. When  $\epsilon = 0$ , the balance is precisely maintained and this model is equivalent to the previous one (Matsumoto and Okada, 2002). A sequence of  $p$  memory patterns is stored by STDP:  $x^1, x^2, \dots, x^p, x^1, \dots$ . In other words,  $x^1$  is retrieved at  $t = 1$ ,  $x^2$  is retrieved at  $t = 2$ , and  $x^1$  is retrieved at  $t = p + 1$ . There is a critical value  $\alpha_c$  of the loading rate, so that a loading rate higher than  $\alpha_c$  causes retrieval of the pattern sequence to become unstable.  $\alpha_c$  is therefore called the storage capacity.

### 3 Theory

#### 3.1 The Case where Balance is Precisely Maintained

Here, we briefly discuss the case where the balance is precisely maintained, which we previously discussed in detail (Matsumoto and Okada, 2002). This discussion will help explain the case where the balance is not precisely maintained.

First, we consider a simple situation where there are very few memory patterns

relative to the number of neurons; i.e.,  $p \ll 1$ . Let the state at time  $t$  be equivalent to the  $t$ -th memory pattern:  $x(t) = x^t$ . The internal potential  $u_i(t)$  of equation (1) is then given by

$$u_i(t) = x_i^{t+1} - x_i^{t-1}; \quad (7)$$

$u_i(t)$  depends on two independent random variables,  $x_i^{t+1}$  and  $x_i^{t-1}$ . The first term  $x_i^{t+1}$  is the signal term for the recall of the pattern  $x^{t+1}$ , which is intended to be retrieved at time  $t+1$ , and the second term  $x_i^{t-1}$  may interfere with the retrieval of  $x^{t+1}$ . According to equation (7),  $u_i(t)$  takes a value of 0, -1 or +1. The probability distribution of  $u_i(t)$  is given by Figure 2 (a); i.e.,

$$\text{Prob}(u_i(t)) = (f - f^2) \delta(u_i(t) - 1) + (1 - 2f + 2f^2) \delta(u_i(t)) + (f - f^2) \delta(u_i(t) + 1); \quad (8)$$

If the threshold is set between 0 and +1, the probability of  $u_i(t) = 0$  is  $1 - 2f + 2f^2$ , that of  $u_i(t) = +1$  is  $f - f^2$ , and that of  $u_i(t) = -1$  is  $f - f^2$ . The overlap between the state  $x(t+1)$  and the memory pattern  $x^{t+1}$  is given by

$$m^{t+1}(t+1) = \frac{1}{N f (1 - f)} \sum_{i=1}^N (x_i^{t+1} - f) x_i(t+1) = 1 - f; \quad (9)$$

At a sparse limit, the overlap  $m^{t+1}(t+1)$  approaches 1. In other words, the memory pattern  $x^{t+1}$  is retrievable.

Next, we consider the case where there is a large number of memory patterns, i.e.,  $p \ll N$ . The  $i$ -th neuronal internal potential  $u_i(t)$  at time  $t$  is given using the periodic boundary condition of  $x_i^{p+1} = x_i^1$  and  $x_i^0 = x_i^p$  by

$$u_i(t) = \frac{1}{N f (1 - f)} \sum_{j=1}^N \sum_{p=1}^P (x_i^{t+1} - x_j^{t-1}) x_j(t) \quad (10)$$

$$= (x_i^{t+1} - x_i^{t-1}) m^t(t) + z_i(t); \quad (11)$$

$$z_i(t) = \sum_{p \neq t}^P (x_i^{t+1} - x_i^{p-1}) m^p(t); \quad (12)$$



The first term in equation (11) is the signal term for the recall of pattern  $t+1$ . The second term is the cross-talk noise term that represents the contributions of non-target patterns other than  $t+1$ , and prevents the retrieval of the target pattern  $t+1$ . The cross-talk noise is assumed to obey a Gaussian distribution with mean 0 and time-dependent variance  $\sigma^2(t)$ . We derive the recursive equation for the overlap  $m^t(t)$  between the state  $x(t)$  and the target pattern  $t$  by using the method of the statistical neurodynamics (Amari and Maginu, 1988; Okada, 1995; Matsumoto and Okada, 2002) to calculate the overlap  $m^t(t)$ . The recursive equation is given by

$$m^t(t) = \frac{1}{2} \frac{2f}{\sigma(t-1)} \text{erf}(\eta_0) + \frac{1}{2} \frac{f}{\sigma(t-1)} \text{erf}(\eta_1) + \frac{f}{2} \text{erf}(\eta_2); \quad (13)$$

where  $\eta_0 = \frac{m^{t-1}(t-1)+}{\sigma(t-1)}$ ;  $\eta_1 = \frac{m^{t-1}(t-1)+}{\sigma(t-1)}$ ;  $\eta_2 = \frac{m^{t-1}(t-1)+}{\sigma(t-1)}$ . Since  $\eta_0$ ,  $\eta_1$ , and  $\eta_2$  include  $\sigma(t-1)$ ,  $m^t(t)$  depends on  $\sigma(t)$ . The recursive equation for  $\sigma(t)$  is

$$\sigma^2(t) = \sum_{a=0}^{X^t} \frac{C_{(a+1)}}{2(a+1)} q(t-a) \sum_{b=1}^{Y^a} U^2(t-b+1); \quad (14)$$

The recursive equations for  $U(t)$  and  $q(t)$  are given by

$$U(t) = \frac{1}{2} \frac{f(1-2f+2f^2)}{\sigma(t-1)} e^{\frac{\sigma^2}{2}} + f(1-f)(e^{\frac{\sigma^2}{2}} + e^{\frac{\sigma^2}{2}})g; \quad (15)$$

and

$$q(t) = \frac{1}{2} \frac{f(1-2f+2f^2)}{\sigma(t-1)} \text{erf}(\eta_0) + f(1-f)(\text{erf}(\eta_1) + \text{erf}(\eta_2)); \quad (16)$$

where  $\text{erf}(y) = \frac{2}{\sqrt{\pi}} \int_0^y \exp(-u^2) du$ ,  $b! C_a = \frac{b!}{a!(b-a)!}$ ,  $a! = a(a-1) \dots 1$ .

The details of this derivation are given in the Appendix. To obtain the storage capacity  $c$ , we calculate the overlap in the steady state. We set the initial state of the network at the first memory pattern:  $x(1) = t^1$ . Setting the initial values at

$m^1(1) = 1$ ,  $^2(1) = 2f$ ,  $U(1) = 0$ , and  $q(1) = f$  and using the recursive equations (13-16), we obtain the overlap in the steady state. There is a critical value  $c$  of the loading rate, so that the loading rate higher than  $c$  causes retrieval of the pattern sequence to become unstable. In computer simulation, when the overlap in the steady state is smaller than 0.5, the critical loading rate is regarded as the storage capacity  $c$ .

### 3.2 The Case Where Balance is not Precisely Maintained

The case where balance is not precisely maintained is difficult to treat because the mean of the cross-talk noise is not 0. However, previous work using computer simulations has shown that the stored limit cycle is stably retrieved when the number of neurons is finite (Munro and Hernandez, 2000; Yoshioka, 2002). However, this mathematical mechanism has remained unknown. To investigate this unknown mechanism, we will use the theory derived in section 3.1.

First, let the state at time  $t$  be equivalent to the  $t$ -th memory pattern:  $x(t) = t$ . The  $i$ -th neuronal internal potential  $u_i(t)$  at time  $t$  is then given using the periodic boundary condition of  $x_i^{p+1} = x_i^1$  and  $x_i^0 = x_i^p$  by

$$u_i(t) = \frac{1}{Nf(1-f)} \sum_{j=1}^{N^1} \sum_{p=1}^{N^p} (x_i^{p+1} - x_i^{p-1}) x_j(t) \quad (17)$$

$$= \frac{1}{Nf(1-f)} \sum_{j=1}^{N^1} \sum_{p=1}^{N^p} (x_i^{p+1} - x_i^{p-1}) x_j(t) - \frac{\sum_{j=1}^{N^1} \sum_{p=1}^{N^p} x_i^{p-1} x_j(t)}{Nf(1-f)}; \quad (18)$$

where  $x_j = x_j - f$ . Here, we evaluate the second term; that is, the compensation term in equation (18). The average of this term is  $\frac{f}{1-f} Nq(t)$  where

$q(t) = \frac{1}{N} \sum_{j=1}^N x_j(t) = f$  when  $x(t) = \bar{x}$ . A typical value of this term is 0.19 for  $N = 5000$ ,  $\alpha = 0.067$ ,  $\beta = 0.05$  and  $f = 0.1$ , which are typical values used in the following analysis. This value is small enough for the overlap  $m^t(t) \ll 1$ . The fluctuation in the compensation term can be eliminated since the order of the variance of this term is smaller than that of the average. Therefore, the average term of the compensation term adds to the signal term in equation (11).

Next, we will discuss a mechanism that enables memory patterns to be retrieved in the small and finite  $N$  case. The internal potential with  $x(t) = \bar{x}$  is given by

$$u_i(t) = \left( \bar{x}^{t+1} - \bar{x}^{t-1} \right) \frac{f^2}{1-f} N : \quad (19)$$

When  $\epsilon \neq 0$ , each distribution of  $u_i(t)$  shifts by  $\frac{f^2}{1-f} N$  as shown in Figure 2(b). For the typical case at  $N = 5000$ ,  $\alpha = 0.067$ ,  $\beta = 0.05$ ,  $f = 0.1$ , and  $\bar{x} = 0.52$ , each distribution of  $u_i(t)$  would shift left by 0.19. Since the threshold is 0.52, the probability of  $u_i(t+1) = +1$  is little changed. In other words, for the small and finite  $N$  case, retrieval of the next pattern  $\bar{x}^{t+1}$  is successful. Otherwise, the retrieval fails.

Since the average term of the compensation term adds to the signal term in equation (11), the  $i$ -th neuronal internal potential  $u_i(t)$  at time  $t$  is given by

$$u_i(t) = \left( \bar{x}^{t+1} - \bar{x}^{t-1} \right) m^t(t) + \sum_{\substack{j=1 \\ j \neq i}}^N \left( \bar{x}^{t+1} - \bar{x}^{t-1} \right) m^t_j(t) - \frac{fN}{1-f} q(t) : \quad (20)$$

Here, the first term is the signal term and the second is the cross-talk noise term. The third term is the compensation term. Statistical neurodynamics enables us to derive dynamical equations. These equations are almost the same as those in section 3.1 other than  $\bar{x}_0$ ,  $\bar{x}_1$  and  $\bar{x}_2$ . In  $\bar{x}_0$ ,  $\bar{x}_1$  and  $\bar{x}_2$ ,  $\bar{x}$  is replaced by

$$+ \frac{fN}{1-f} q(t-1).$$

## 4 Results

We used statistical neurodynamics and computer simulation to investigate the properties of our model and examine its behavior.

Figure 3 shows the dependence of the overlap  $m^t(t)$  on the loading rate when the mean firing rate of the memory pattern is  $f = 0.1$  and the threshold (optimized to maximize the storage capacity) is  $\theta = 0.52$ . The solid line denotes the steady-state values of the overlap  $m^t(t)$  at  $\beta = 0.0$  in (a) and  $\beta = 0.05$  in (b). We obtained  $m^t(t)$  by setting the initial state of the network at the first memory pattern:  $x(1) = x^1$ . The storage capacity is  $\alpha_c = 0.27$  in (a) and  $\alpha_c = 0.067$  in (b). The data points and error bars (with the former indicating median values and the latter indicating 1/4 and 3/4 deviations) show the computer simulation results from 11 trials with 5000 neurons ( $N = 5000$ ). The discrepancy between the values of  $\alpha_c$  obtained from the computer simulations and the analytical results was caused by the finite size effect of the computer simulations (Matsumoto and Okada, 2002).

Figure 4(a) shows the storage capacity  $\alpha_c$  as a function of  $\beta$ . In the computer simulation, when the overlap in the steady state is smaller than 0.5, the critical loading rate  $\beta$  is regarded as the storage capacity  $\alpha_c$ . The data points and error bars (with the former indicating mean values and the latter indicating standard deviations) show the computer simulation results from 10 trials at  $f = 0.1$ ,  $\theta = 0.52$ , and  $N = 3000$  ( ) or  $N = 5000$  ( ). The solid line shows the theoretical

results at  $N = 3000$ , while the dashed line and the gray solid line show the results at  $N = 5000$  and  $N = 100000$ , respectively. As  $j$  increased,  $c$  decreased. When  $f = 0.5$ , the storage capacities for  $N = 3000$  and  $N = 5000$  were 0.017 and 0.011, respectively. However, the storage capacity for  $N = 100000$  was 0. In other words, when the number of neurons is finite,  $c$  takes a finite value. These computer simulation results are consistent with the theoretical results at small  $f$ . Figure 4(b) shows the maximum number of storable memory patterns,  $p_{\max} = cN$ , as a function of  $f$ . This is a replot of Figure 4(a). The solid line shows the theoretical results at  $N = 3000$ , while the dashed line and the gray solid line show the results at  $N = 5000$  and  $N = 100000$ , respectively. As  $j$  increased, actual number of storable memory patterns decreased.

Figure 5 shows  $c$  as a function of  $f$ . The solid line shows the theoretical results at  $f = 0.1$  and  $\alpha = 0.52$ , while the dashed line shows  $\log_{10} c = \log_{10} N + 1.435$  at  $N = 5000$ ,  $f = 0.1$ , and  $\alpha = 0.52$ . This figure shows that  $c$  converged to 0 as the order of  $\frac{1}{N}$  (i.e.,  $O(\frac{1}{N})$ ) at a large  $N$  limit.

## 5 Summary and Discussion

We have investigated, using an associative memory network, how the balance between the LTP and LTD of STDP affects the retrieval of spatio-temporal patterns. Other authors have numerically investigated the impact of an imbalance between LTP and LTD on network properties. We have analytically investigated the retrieval properties by applying statistical neurodynamics. In the case where the value of LTD deviates from a precise balance the stored limit cycle using STDP

is unstable at the thermodynamic limit. However, the stored limit cycle is stable when the number of neurons is finite. Moreover, computer simulation results were consistent with the theoretical results at small  $\epsilon$ . Thus, a network containing a finite number of neurons becomes robust against deviation from a precise LTP/LTD balance. Since the number of neurons in the brain is considered to be finite, our results might be applicable to the brain. Furthermore, the storage capacity converges to 0 as  $O(\frac{1}{N})$  at a large  $N$  limit.

## References

- Abbott, L.F. & Nelson, S.B. (2000). Synaptic plasticity: taming the beast. *Nature Neuroscience*, 3, 1178{1183.
- Abbott, L.F. & Song, S. (1999). Temporally asymmetric hebbian learning, spike timing and neuronal response variability. In Kearns, M.S., Solla, S., and Cohn, D. (Eds.), *Advances in Neural Information Processing Systems*, vol.11, pp. 69{75. Cambridge, MA: MIT Press.
- Amari, S. & Maginu, K. (1988). Statistical neurodynamics of various versions of correlation associative memory. *Neural Networks*, 1, 63{73.
- Bi, G.Q. & Poo, M.M. (1998). Synaptic modifications in cultured hippocampal neurons: Dependence on spike timing, synaptic strength, and postsynaptic cell type. *Journal of Neuroscience*, 18, 10464{10472.
- Fu, Y.-X., Džurjans, K., Gao, H., Hayden, B., Shen, K., & Dan, Y. (2002).

- Temporal specificity in the cortical plasticity of visual space representation. *Science*, 296, 1999{2003.
- Gerstner, W., Kempter, R., van Hemmen, J.L., & Wagner, H. (1996). A neuronal learning rule for sub-millisecond temporal coding. *Nature*, 383, 76{78.
- Kamarkar, U.R. & Buonomano, D.V. (2002). A model of spike-timing dependent plasticity: One or two coincidence detectors? *Journal of Neuroscience*, 88, 507{513.
- Kempter, R., Gerstner, W., & van Hemmen, J.L. (1999). Hebbian learning and spiking neurons. *Physical Review E*, 59, 4498{4514.
- Levy, N., Horn, D., Meilijson, I., & Ruppin, E. (2001). Distributed synchrony in a cell assembly of spiking neurons. *Neural Networks*, 14, 815{824.
- Markram, H., Lübke, J., Frotscher, M., & Sakmann, B. (1997). Regulation of synaptic efficacy by coincidence of postsynaptic spikes and epsps. *Science*, 275, 213{215.
- Matsumoto, N. & Okada, M. (2002). Self-regulation mechanism of temporally asymmetric hebbian plasticity. *Neural Computation*, 14, 2883{2902.
- Matsumoto, N. & Okada, M. (2003). Robustness of retrieval properties against imbalance between long-term potentiation and depression of spike-timing-dependent plasticity. *Physical Review E*, 68, 061914.
- Munro, P. & Hernandez, G. (2000). LTD facilitates learning in a noisy environment. In Solla, S.A., Leen, T.K., and Muller, K.R. (Eds.), *Advances in Neural*

- Information Processing Systems, vol. 12, pp. 150{156. Cambridge, MA: MIT Press.
- Okada, M. (1995). A hierarchy of macrodynamic equations for associative memory. *Neural Networks*, 8, 833{838.
- Okada, M. (1996). Notions of associative memory and sparse coding. *Neural Networks*, 9, 1429{1458.
- Rao, R.P.N. & Sejnowski, T.J. (2000). Predictive sequence learning in recurrent neocortical circuits. In Solla, S.A., Leen, T.K., and Muller, K.R. (Eds.), *Advances in Neural Information Processing Systems*, vol. 12, pp. 164{170. Cambridge, MA: MIT Press.
- Rubin, J., Lee, D.D., & Sompolinsky, H. (2001). Equilibrium properties of temporally asymmetric hebbian plasticity. *Physical Review Letters*, 86, 364{367.
- Song, S. & Abbott, L.F. (2001). Cortical development and remapping through spike timing-dependent plasticity. *Neuron*, 32, 339{350.
- Song, S., Miller, K.D., & Abbott, L.F. (2000). Competitive hebbian learning through spike-timing-dependent synaptic plasticity. *Nature Neuroscience*, 3, 919{926.
- van Rossum, M.C.W., Bi, G.Q., & Turrigiano, G.G. (2001). Stable hebbian learning from spike timing-dependent plasticity. *Journal of Neuroscience*, 20, 8812{8821.



- Yoshioka, M. (2002). Spike-timing-dependent learning rule to encode spatiotemporal patterns in a network of spiking neurons. *Physical Review E*, 65, 011903.
- Zhang, L. I., Tao, H. W., Holt, C. E., Harris, W. A., & Poo, M. M. (1998). A critical window for cooperation and competition among developing retinotectal synapses. *Nature*, 395, 37-44.

## Appendix . Derivation of Recursive Equations when Balance is Precisely Maintained

In this appendix, we derive recursive equations for the overlap  $m^t(t)$  when the balance between the LTP and LTD of STDP is precisely maintained. We divide an internal potential  $u_i(t)$  at time  $t$  into two parts, a signal term for a retrieval of a target pattern and a cross-talk noise term that represents the contributions from non-target patterns and prevents the target pattern from being retrieved.  $u_i(t)$  is derived from equation (6) and the periodic boundary conditions of  $x_i^{p+1} = x_i^1$  and  $x_i^0 = x_i^p$  in the following way:

$$u_i(t) = \frac{1}{N f (1 - f)} \sum_{j=1}^{X^N - X^P} (x_i^{t+1} - x_i^{t-1}) x_j(t) \quad (21)$$

$$= (x_i^{t+1} - x_i^{t-1}) m^t(t) + z_i(t); \quad (22)$$

where  $z_i(t)$  is given by

$$z_i(t) = \sum_{j=1}^{X^P} (x_i^{t+1} - x_i^{t-1}) m_j(t); \quad (23)$$

and  $m_j(t)$  is the overlap between  $x_j(t)$  and  $x(t)$  and which is given by

$$m_j(t) = \frac{1}{N f (1 - f)} \sum_{i=1}^{X^N} (x_i^t - f) x_i(t); \quad (24)$$

The first term in equation (22) is the signal term and the second term is the cross-talk noise term. Since  $x_i(t)$  in equation (24) depends on  $x_i$ , the distribution of the cross-talk noise term  $z_i(t)$  is unknown. The dependence on  $x_i$  is extracted from  $x_i(t)$  using the Taylor expansion.

At time  $t$ , the pattern  $t$  is designed to be retrieved. Therefore, we can assume that  $m^t(t)$  is order of 1 with respect to  $N$  (i.e.,  $m^t(t) = O(1)$ ) and

$m_i(t) \in \mathcal{O}(1/N^P)$  is order of  $1/N^P$  with respect to  $N$  (i.e.,  $m_i(t) = \mathcal{O}(1/N^P)$ ).

Since  $m_i(t) = \mathcal{O}(1/N^P)$ ,  $m_i^{-1}$  and  $m_i^{+1}$  are order of  $1/N^P$  with respect to  $N$ .

At a thermodynamic limit,  $N \rightarrow \infty$ ,  $m_i^{-1}$  and  $m_i^{+1}$  are small. To extract the dependence on  $\epsilon$  from  $x_i(t)$ , the  $i$ -th neuronal state at time  $t+1$  is transformed:

$$x_i(t+1) = F \left( \sum_{j=1}^{X^P} (m_i^{+1} - m_i^{-1}) m_j(t) \right) \quad (25)$$

$$= F \left( \sum_{j \in \mathcal{E}} (m_i^{+1} - m_i^{-1}) m_j(t) \right) + m_i^{-1}(t) - m_i^{+1}(t) F^0 \left( \sum_{j \in \mathcal{E}} (m_i^{+1} - m_i^{-1}) m_j(t) \right) \quad (26)$$

$$= x_i^{(0)}(t+1) + m_i^{-1}(t) - m_i^{+1}(t) x_i^{0(0)}(t+1); \quad (27)$$

where  $x_i^{(0)} = x_i - f$ ,  $x_i^{(0)}(t+1)$  does not include  $x_i$ , and  $x_i^{0(0)}(t)$  is the differential of  $x_i^{(0)}(t)$ . Using this relationship, we derive the cross-talk noise at time  $t$ :

$$z_i(t) = \sum_{j \in \mathcal{E}} (m_i^{+1} - m_i^{-1}) m_j(t) \quad (28)$$

$$= \frac{1}{N f(1-f)} \sum_{j \in \mathcal{E}} \sum_{j=1}^{X^P} (m_i^{+1} - m_i^{-1}) x_j^{(0)}(t) + \sum_{j \in \mathcal{E}} U(t) (m_i^{+1} m_j^{-1}(t-1) - 2 m_i^{-1} m_j^{-1}(t-1) + m_i^{-1} m_j^{+1}(t-1)) \quad (29)$$

where  $U(t) = E[x_i^{0(0)}(t)]$ . Therefore, the square of  $z_i(t)$  is given by

$$\begin{aligned} (z_i(t))^2 &= \frac{1}{N^2 f^2 (1-f)^2} \sum_{j \in \mathcal{E}} \sum_{j=1}^{X^P} (m_i^{+1} - m_i^{-1})^2 (x_j^{(0)}(t))^2 \\ &\quad + \sum_{j \in \mathcal{E}} U(t)^2 (m_i^{+1} m_j^{-1}(t-1) - 2 m_i^{-1} m_j^{-1}(t-1) \\ &\quad + m_i^{-1} m_j^{+1}(t-1))^2 \end{aligned} \quad (30)$$

$$\begin{aligned} &= (1^2 + (-1)^2) q(t) + (1^2 + (-2)^2 + 1^2) q(t-1) U^2(t) \\ &\quad + (1^2 + (-3)^2 + 3^2 + (-1)^2) q(t-2) U^2(t) U^2(t-1) + \end{aligned} \quad (31)$$

$$= \sum_{a=0}^{X^t} \frac{1}{2^{a+1}} C_{a+1} q(t-a) \sum_{b=1}^{Y^a} U^2(t-b+1); \quad (32)$$

where  $p = \frac{1}{N}$ ,  $q(t) = \frac{1}{N} \sum_{i=1}^N (x_i^{(t)})^2$ ,  $bC_a = \frac{b!}{a!(b-a)!}$  and  $a!$  is a factorial with positive integer  $a$ . We applied the relationship  $\sum_{a=0}^P bC_a = 2^b$  in this derivation. At a thermodynamic limit,  $N \rightarrow \infty$ ,  $m^t(t)$  tends to be deterministic. Therefore,  $x_i^{(t)}$  is independent of  $i$ . This enables us to assume that the cross-talk noise term obeys a Gaussian distribution with a mean of 0 and time-dependent variance  $\sigma^2(t)$ :  $E[z_i(t)] = 0$ ;  $E[(z_i(t))^2] = \sigma^2(t)$ . Since the distribution of the cross-talk noise term is known, recursive equations for  $m^t(t)$  and  $\sigma^2(t)$  are obtained. We get the recursive equation for  $\sigma^2(t)$ :

$$\sigma^2(t) = \sum_{a=0}^{X^t} \frac{1}{2^{a+1}} C_{a+1} q(t-a) \sum_{b=1}^{Y^a} U^2(t-b+1); \quad (33)$$

The overlap between the state  $x(t)$  and the target pattern  $x^t$  is given by

$$m^t(t) = \frac{1}{N f(1-f)} \sum_{i=1}^N (x_i^t - f)x_i(t) = \frac{1}{N f(1-f)} \sum_{i=1}^N (x_i^t - f)F(u_i(t)) \quad (34)$$

$$= \frac{1}{N f(1-f)} \sum_{i=1}^N (x_i^t - f)F((x_i^t - f)m^{t-1}(t-1) + z_i(t-1)) \quad (35)$$

Since  $u_i(t)$  is independent and identical distribution (i.i.d.), by the law of large numbers, we can replace the average over  $i$  by an average over them en ory patterns and the Gaussian noise term  $z \sim N(0; \sigma^2)$ . Then, the recursive equation for the overlap  $m^t(t)$  is transformed:

$$\begin{aligned} m^t(t) &= \frac{1}{f(1-f)} \int_{-\infty}^{\infty} dz e^{-\frac{z^2}{2\sigma^2}} \int_{-\infty}^{\infty} dh (x^t - f) \\ &\quad F((x^t - f)m^{t-1}(t-1) + z) \\ &= \frac{1}{f(1-f)} \int_{-\infty}^{\infty} dz e^{-\frac{z^2}{2\sigma^2}} \int_{-\infty}^{\infty} dh (x^t - f) \end{aligned} \quad (36)$$

$$F((t-t_0)^2)m^{t-1}(t-1) + (t-1)z) \quad (37)$$

$$= \frac{1-2f}{2} \text{erf}(z_0) - \frac{1-f}{2} \text{erf}(z_1) + \frac{f}{2} \text{erf}(z_2); \quad (38)$$

where  $\text{erf}(y) = \frac{2}{\sqrt{\pi}} \int_0^y \exp(-u^2) du$ ,  $z_0 = \frac{m^{t-1}(t-1)+}{\sqrt{2}(t-1)}$ ,  $z_1 = \frac{m^{t-1}(t-1)+}{\sqrt{2}(t-1)}$ ,  $z_2 = \frac{m^{t-1}(t-1)+}{\sqrt{2}(t-1)}$ ,

and  $\langle \cdot \rangle$  denotes an average over the memory pattern. Since  $x_i^0(t) = x_i^{(0)}(t)$

$O(\frac{1}{N})$  and the thermodynamic limit  $N \rightarrow \infty$  is considered,  $x_i^{(0)}(t) = x_i^0(t)$ . Using

this relationship, we derive  $U(t)$ :

$$U(t) = \frac{1}{N} \sum_{i=1}^N x_i^{(0)}(t) = \frac{1}{N} \sum_{i=1}^N x_i^0(t) \quad (39)$$

$$= \frac{1}{2} \int_{-1}^1 dz e^{\frac{z^2}{2}} \langle F^0((t-t_0)^2)m^{t-1}(t-1) + (t-1)z) \rangle \quad (40)$$

$$= \frac{1}{2(t-1)} f(1-2f+2f^2)e^{\frac{z_0^2}{2}} + f(1-f)(e^{\frac{z_1^2}{2}} + e^{\frac{z_2^2}{2}})g; \quad (41)$$

Since  $x_i(t) = x_i^{(1)}(t) = O(\frac{1}{N})$  and  $N \rightarrow \infty$ ,  $x_i^{(1)}(t) = x_i(t)$ . Using this relationship,

we derive  $q(t)$ :

$$q(t) = \frac{1}{N} \sum_{i=1}^N (x_i^{(1)}(t))^2 = \frac{1}{N} \sum_{i=1}^N (x_i(t))^2 \quad (42)$$

$$= \frac{1}{2} \int_{-1}^1 dz e^{\frac{z^2}{2}} \langle F^2((t-t_0)^2)m^{t-1}(t-1) + (t-1)z) \rangle \quad (43)$$

$$= \frac{1}{2} (1 - (1-2f+2f^2)\text{erf}(z_0) - f(1-f)(\text{erf}(z_1) + \text{erf}(z_2))) : \quad (44)$$

## Figure legends

Figure 1: The time window of spike-timing-dependent plasticity. (a): Results of the biological experiment (Zhang et al., 1998). (b): STDP in our model. LTP occurs when the  $j$ -th neuron fires one time step before the  $i$ -th neuron. LTD occurs when the  $j$ -th neuron fires one time step after the  $i$ -th neuron.

Figure 2: Probability distribution of the  $i$ -th neuronal potential  $u_i(t)$  at time  $t$ . (a) The balance between the LTP and LTD of STDP is precisely maintained; i.e.,  $\mu = 0$ . (b) The balance is not precisely maintained; i.e.,  $\mu \neq 0$ . Each distribution shifts by  $\frac{\mu^2}{1-\mu} N$ .

Figure 3: The solid line shows the overlap in the steady state when the firing rate of stored patterns is 0.1 at  $\mu = 0.0$  in (a) and  $\mu = 0.05$  in (b). The storage capacity is 0.27 in (a) and 0.067 in (b). In both figures, the threshold is 0.52 and the number of neurons is 5000. The data points indicate the median values and the ends of the error bars indicate 1/4 and 3/4 derivations, respectively, from 11 computer simulation trials.

Figure 4: (a) The storage capacity  $c$  and (b) the maximum number of storable memory patterns,  $p_{\max} = cN$ , (b) as a function of  $\beta$ . The data points and error bars (with the former indicating the mean values and latter indicating standard deviations) in (a) show computer simulation results from 10 trials at  $N = 3000$  ( ) or  $N = 5000$  ( ). The solid line, dashed line and gray solid line show the theoretical results at  $N = 3000$ ,  $N = 5000$ , and  $N = 100000$ , respectively. All results were obtained at  $f = 0.1$  and  $\alpha = 0.52$ . As  $\beta$  increased,  $c$  and  $p_{\max}$  decreased.

Figure 5: Storage capacity  $c$  as a function of  $\beta$  at  $N = 5000$ ,  $f = 0.1$ , and  $\alpha = 0.52$ . The solid line shows the theoretical results while the dashed line shows  $\log_{10} c = \log_{10} N + 1.435$ .  $c$  converged to 0 as  $O(\frac{1}{N})$  at a large  $N$  limit.

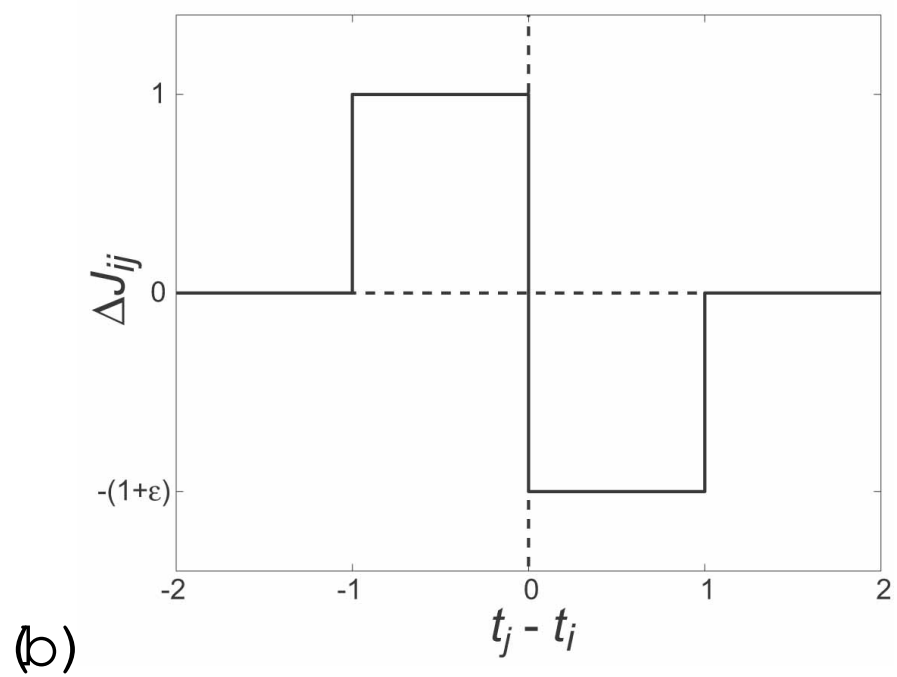
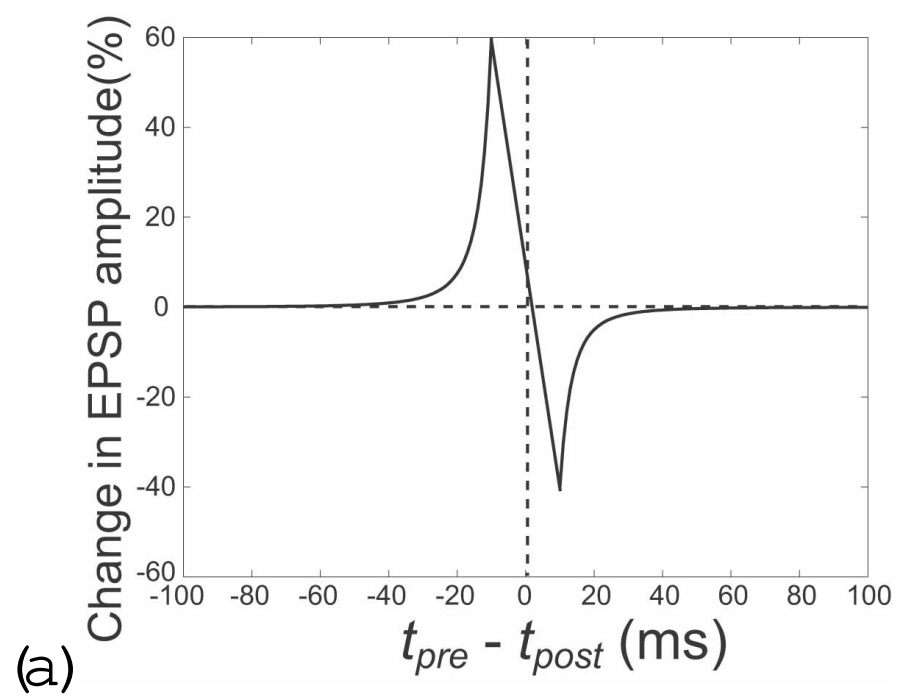


Figure 1



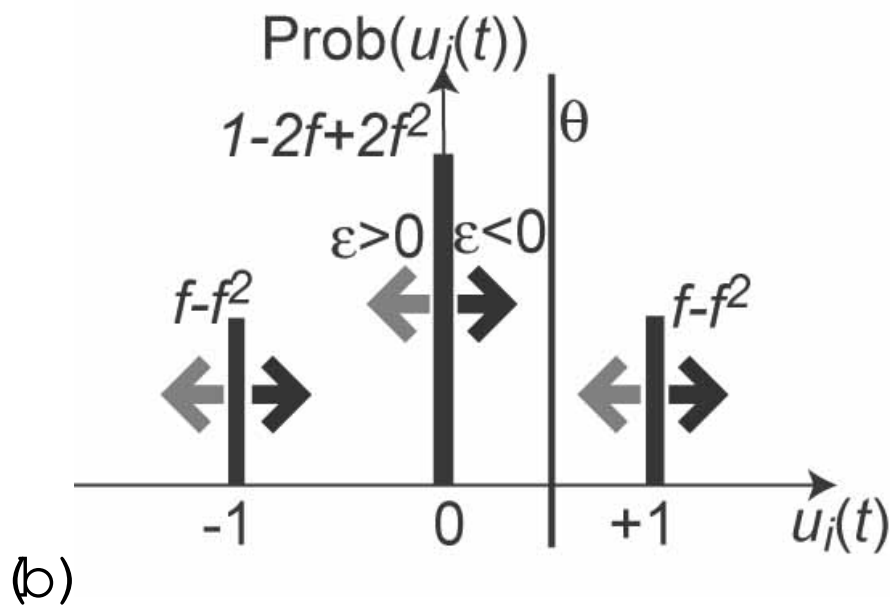
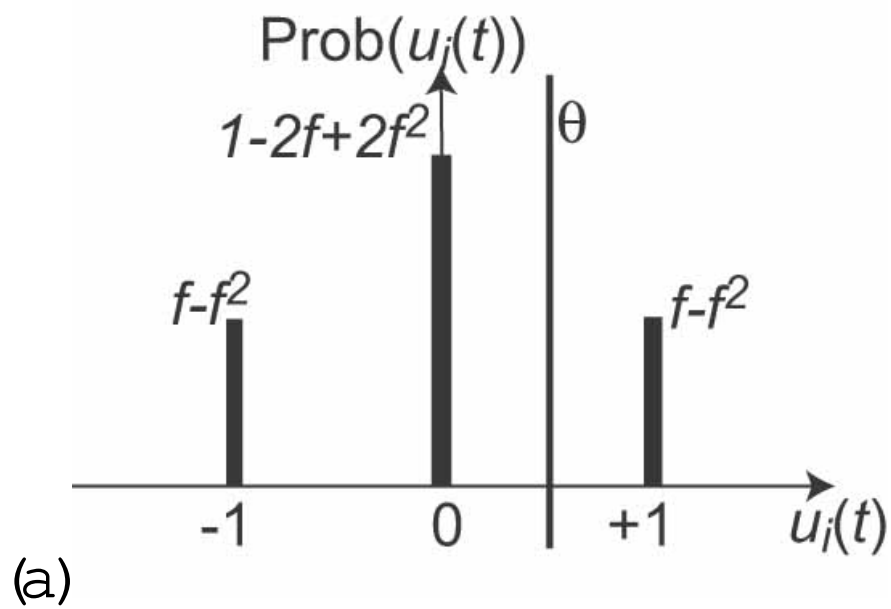
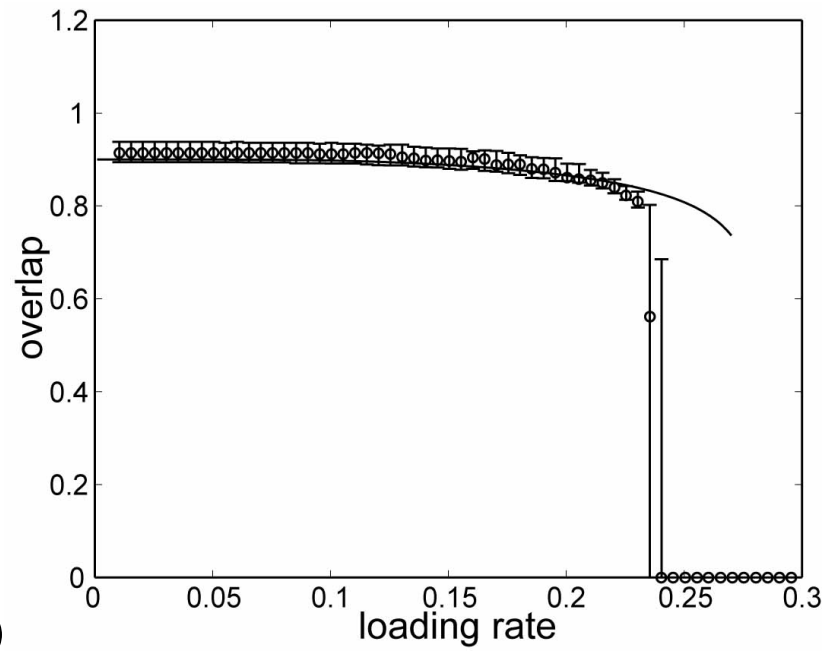
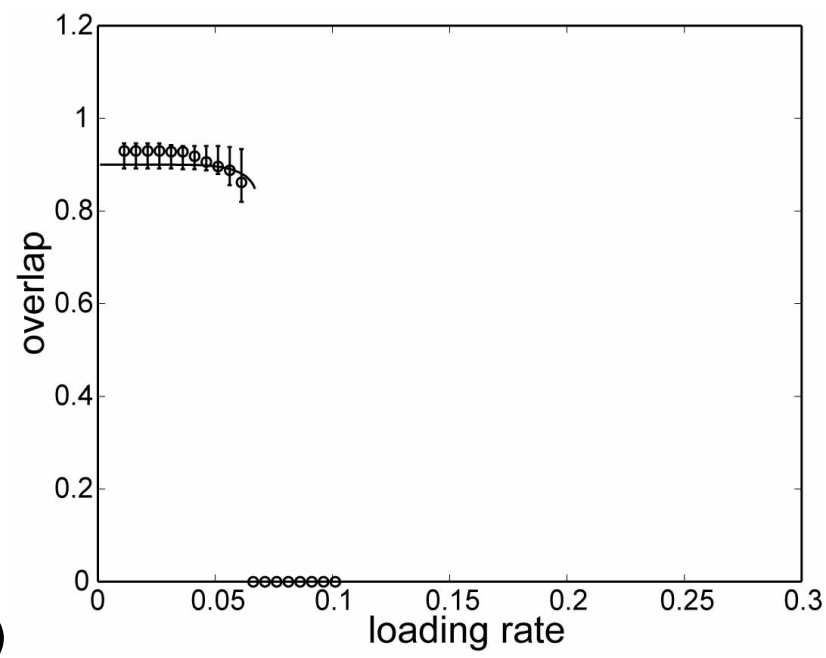


Figure 2



(a)



(b)

Figure 3

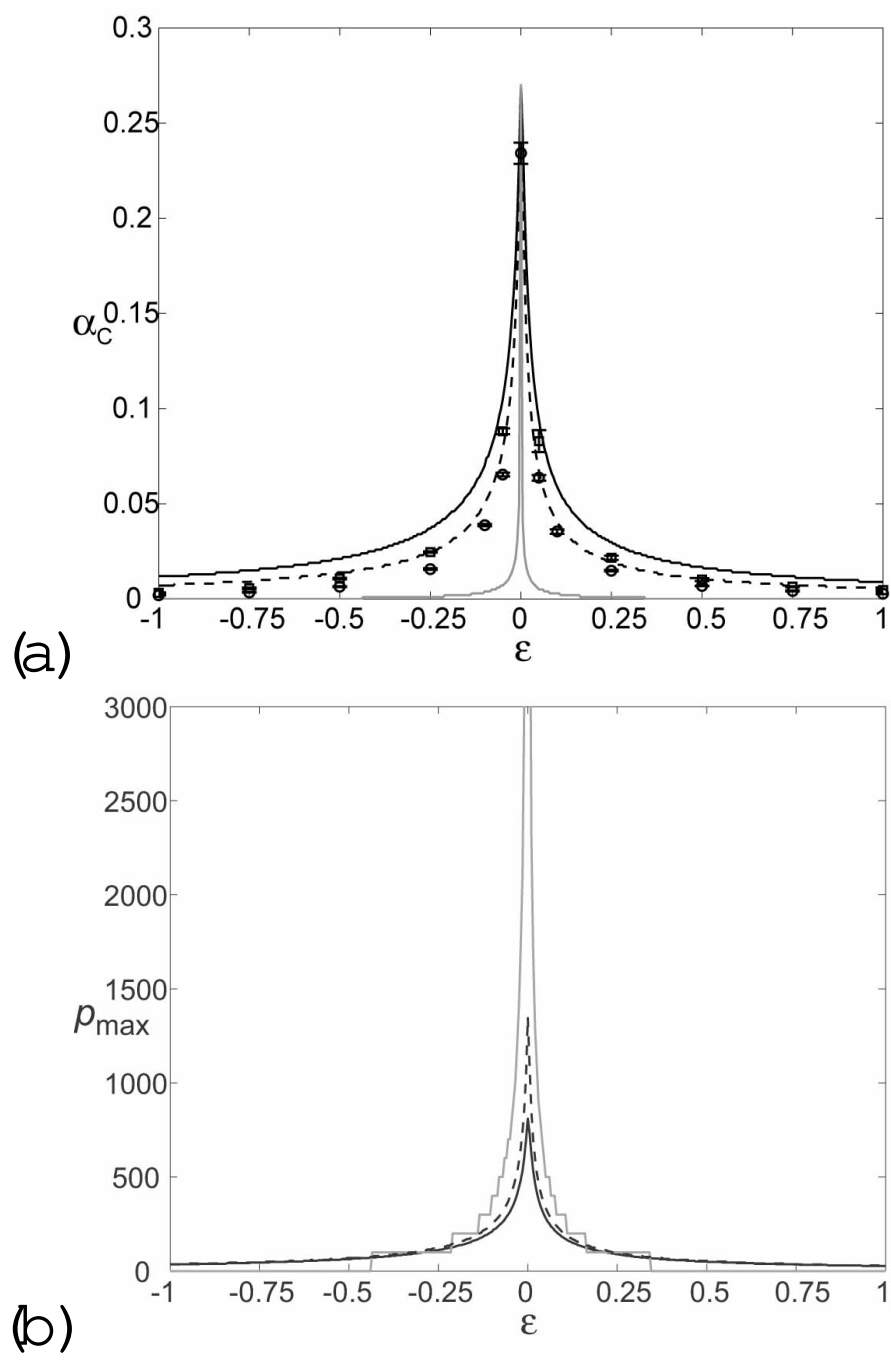


Figure 4

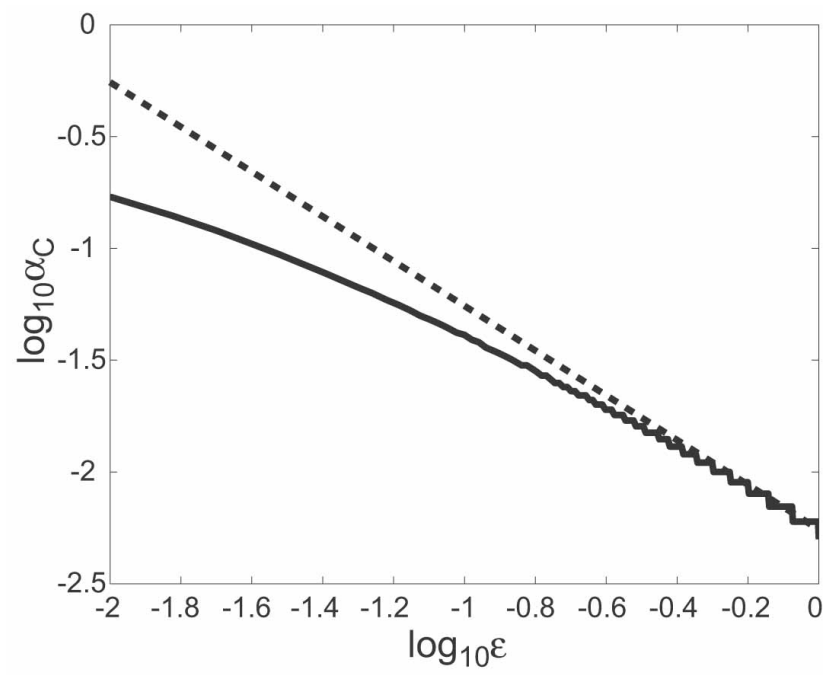


Figure 5