

Phenomenological approach to a transition into the incommensurate phase for thin films

E.V. Chamaĭa

Institute of Physics, St. Petersburg State University,
St. Petersburg, 198504, Russia

S.A. Kitorov

A.F. Ioĭe Physico-Technical Institute
of the Russian Academy of Sciences,
Polytechnicheskaja str. 26,
St. Petersburg 194021, Russia

O.S. Pogorelova

I.I. Mechnikov Medical University,
St. Petersburg, 195067, Russia

A phenomenological theory of the incommensurate phase transition in thin films is presented for the case of the single-component order parameter. The order parameter distribution over the film is obtained under the assumption of slowly-varying amplitude. The size effect on the temperature of the phase transition into the incommensurate phase has been considered.

I. INTRODUCTION

Numerous recent experimental studies of thin films and small particles manufactured on the base of ferroelectric materials, such as BaTiO_3 , PbTiO_3 and some others (see, for example, [1-8] and references therein) have shown that temperatures of phase transitions into a polarized state change noticeably (mostly, being reduced) with particle size or film thickness decrease, the phase transitions smear out and the ferroelectric state is normally destroyed at some particular linear size. Spontaneous polarization, susceptibility, coercive and switching fields are also affected. Most of these features could be explained within theoretical models developed recently for ferroelectrics (see [9-15]). In particular, a phenomenological approach to the ferroelectric phase transitions in thin films and small particles was described in [9-11], while the Ising model was used in [12, 13]. The antiferroelectric phase transition in small particles and thin films was considered later in [17] on the base of the Landau theory. In all papers cited above, the polar states in relevant bulk materials were nonmodulated and the spatial variation of the spontaneous polarization and other parameters was induced by surface only (disregarding fluctuations). It is of interest to extend the phenomenological description of phase transitions in low-dimensional systems to transitions into modulated states; in particular, into the incommensurate phase. Note that some experimental studies of incommensurate thin films were made recently in [18]. The main difficulty of the phenomenological consideration of the size effect on the incommensurate phase transition is due to the fact that the incommensurate phase in the bulk is described by a nonlinear fourth-order differential equation for the order parameter contrary to the case of ferroelectrics or antiferroelectrics [19]. Thus, the boundary conditions for the order parameter, which were first suggested by de Gennes [20] and then were generally used in phenomenological approaches to the size effect, do not suffice. However, as it will be shown below, some assumptions allow us to reduce the problem to a simpler differential equation and to analyze the incommensurate phase transition quantitatively. The boundary conditions for this approximate equation are deduced from the conditions for the fourth-order one.

In the present paper we suggest for the first time a phenomenological model of the transition into the incommensurate phase in thin films.

II. THEORETICAL MODEL

Let us consider a thin film of thickness L . We assume that the x axis of the coordinate system is perpendicular to the film surfaces and the origin $x = 0$ coincides with the film middle. Notice that due to the geometry chosen, the order parameter depends only on x . The order parameter can be the spontaneous polarization if the sample undergoes a transition into the ferroelectric phase at lower temperatures, but the further treatment does not depend significantly on its physical nature and may be applied to incommensurate phases of any physical nature. The

functional determining the equilibrium equation and the boundary condition can be written in the form

$$F = \int_{L=2}^Z dx \left[\frac{1}{2} A_0 (T - T_0)^2 + \frac{1}{4} B \phi^4 + \frac{1}{2} C \left(\frac{d\phi}{dx} \right)^2 + \frac{1}{2} D \left(\frac{d^2\phi}{dx^2} \right)^2 \right] + \left(\phi(L=2) - \phi_0 \right) \left(\left(\frac{d\phi}{dx} \right)_{L=2} \right); \quad (1)$$

where A_0, B, C, D are phenomenological parameters, $A_0 > 0; B > 0; C < 0; D > 0$; T_0 is the characteristic temperature; the functions $\phi(L=2)$ and $\left(\frac{d\phi}{dx} \right)_{L=2}$ determine the boundary conditions [22]. Having in mind that the symmetric solutions give usually the lowest magnitude of the thermodynamic potential in the case of symmetric samples, we consider below only even functions of x for the order parameter distribution: $\phi(x) = \phi(-x)$ and only the region of $x \geq 0$ will be considered explicitly. Varying the functional (1), we obtain the Euler equation [21]:

$$\frac{d^4\phi}{dx^4} - \frac{C}{D} \frac{d^2\phi}{dx^2} + \frac{B}{D} \phi^3 + \frac{A}{D} \phi = 0 \quad (2)$$

describing the inhomogeneous equilibrium state and the natural boundary conditions [21]

$$\frac{d\phi}{dx} \Big|_{x=0} = 0; \quad \frac{dF}{dx} \Big|_{x=0} + \frac{d}{dx} \left(\frac{\partial F}{\partial \left(\frac{d\phi}{dx} \right)} \right) \Big|_{x=L=2} = 0; \quad (3)$$

$$\frac{\partial F}{\partial \phi} \Big|_{L=2} = 0; \quad (4)$$

where $F(\phi(x); \phi_0; \phi_0')$ is the integrand of the functional (1), $\phi_0 = \frac{d\phi}{dx} \Big|_{x=0}$; $\phi_0' = \frac{d^2\phi}{dx^2} \Big|_{x=0}$. We choose the simplest relevant form for ϕ :

$$\phi(L=2) = \frac{\phi_0^2}{2}; \quad (5)$$

Using the boundary conditions (3) and (5), and the functional (1), we obtain:

$$\phi(x) + C \frac{d\phi(x)}{dx} + D \frac{d^3\phi(x)}{dx^3} \Big|_{L=2} = 0; \quad (6)$$

$$\frac{d^2\phi(x)}{dx^2} \Big|_{L=2} = 0; \quad (7)$$

These boundary conditions can be used for numerical solving of the fourth-order equation (2). However, we consider an approximate reduction of this equation to the second-order one, which will be solved exactly.

III. SLOWLY-VARYING AMPLITUDE

It is known that the order parameter in the bulk incommensurate phase oscillates with a steady amplitude according to the equation [19] $\phi = u \cos(qx)$; where the oscillation wave vector q is given by the relation

$$q = \frac{r}{C} \frac{1}{2D}; \quad (8)$$

When the oscillation period in the bulk is implied to be much shorter than the film thickness, i.e. $d \ll \frac{2\pi}{q} \sim \frac{C}{D}$, we can assume that the restricted geometry does not influence noticeably the period of the order parameter modulation

and yields only alterations in the amplitude $u(x)$ as a function of x . Then the x dependence of ψ in the \ln can be written as

$$\psi(x) = u(x) \cos(qx): \quad (9)$$

Under the assumption of $\psi \in C^2$ it is reasonable to assume in the spirit of the slowly-varying amplitude approach that variation of $u(x)$ is smooth enough and its derivatives of order higher than the second one can be omitted. Then the relationship (9) leads to the following second-order differential equation for the amplitude u :

$$\frac{d^2 u}{dx^2} = \frac{3B}{8C} u^3 + \frac{C^2}{8CD} u: \quad (10)$$

This equation along with relevant boundary conditions yields a boundary value problem for the amplitude u within the thin \ln . The boundary conditions for u can be deduced from the conditions for the fourth-order equation.

IV. BOUNDARY CONDITIONS FOR THE SECOND-ORDER EQUATION

The equation (10) must be supplemented with boundary conditions that can be derived from (6) and (7) using the slowly-varying amplitude approach. We substitute the expression (9) into these conditions and neglecting higher derivatives of $u(x)$ we obtain a set of equations:

$$(C + 3Dq^2) \frac{u^0}{u} + \cos \frac{qL}{2} = q(C + Dq^2) \sin \frac{qL}{2}; \quad (11)$$

$$q^2 \cos \frac{qL}{2} = 2q \frac{u^0}{u} \sin \frac{qL}{2}: \quad (12)$$

Eliminating the sine and cosine functions from (11) and (12) and introducing the following notation for the logarithmic derivative,

$$\frac{u^0(L=2)}{u(L=2)} = 1 =: \quad (13)$$

we obtain a quadratic equation for the logarithmic derivative:

$$C + Dq^2 \frac{q^2}{2} + C + 3Dq^2 = 0: \quad (14)$$

Its solution reads

$$= \frac{p \sqrt{2(C + Dq^2)(C + 3Dq^2)q^2}}{q^2(C + Dq^2)}: \quad (15)$$

The relation (13) plays a role of the boundary condition for the equation (10) for the amplitude. It has a form similar to the mentioned in the Introduction boundary condition of de Gennes. Real-valuedness of ψ implies that $2(C + Dq^2)(C + 3Dq^2)q^2 \geq 0$. Taking for the q value the expression (15), we obtain

$$= \frac{4D}{C^2} \sqrt{\frac{C^3}{4D}}: \quad (16)$$

The discriminant $2 \frac{C^3}{4D}$ is always positive since $C < 0; D > 0$; therefore, ψ is always real. The two roots of (14) have opposite signs, but only one of them has a physical meaning at a given magnitude of qL . Indeed, compatibility of equations (11) and (12) implies that

$$\text{sign} = \text{sign} \tan \frac{qL}{2}: \quad (17)$$

This consideration suggests that the magnitude of q is rigidly determined by the condition (8). We have in this case an oscillating dependence of the amplitude logarithmic derivative at the boundary on the "sample phase thickness" qL and, therefore, on the temperature. A behaviour of the system is ruled really by more complicated equations than our ones obtained within the slowly-varying amplitude approach. This means that the real system can violate some of our assumptions in the boundary layer in search of the energy minimum. One way is to tune q so that the energy is minimum. For thick samples qL is rather large and only a very small correction of q would suffice. Another possibility is to change the wave number q only within some boundary layer. Only numerical analysis of the fourth-order equation can answer the question: which way is chosen by the system. It is easy to see that under the assumptions made the problem for the incommensurate phase transition is reduced to a boundary value problem which is very similar to that for the ferroelectric thin film. The surface extrapolation length in (3) describes the difference between the surface and the bulk and can be positive or negative. It is natural to suppose that for free thin films should be positive. Size effect in thin films is noticeable when the extrapolation length value is comparable with the film thickness. Thus, if L is assumed to be much longer than the bulk modulation period $2\pi/q$, the same is valid for $L \gg 2\pi/q$. We consider in the next section the analytic solution for the second-order equation.

V. ANALYTIC SOLUTION

It is fruitful to analyze the phase portrait of the equation (4), which is presented in Fig. 1.

One can see two regions of solutions separated by separatrices which are shown by dashed lines in Fig. 1. The enclosed curves, which correspond to periodic solutions of (4), lie within the separatrices. The boundary condition eq. (7) look on the phase diagram as a straight line with negative slope for positive extrapolation lengths and vice versa. It is seen from Fig. 1 that for positive extrapolation lengths all possible solutions lie within the region enclosed by the separatrices.

The analytic solution of the equation (4) reads

$$u(x) = u_0 \operatorname{sn} \left(x \sqrt{\frac{4DA - C^2}{8DC} + \frac{3Bu_0^2}{16C}}; k \right) \quad (18)$$

where $\operatorname{sn}(z; k)$ is the Jacoby elliptic sine function [22], $u_0 = u(x=0)$ is the value of u in the film middle, k is the elliptic module:

$$k = \sqrt{\frac{u_0^2}{4(C^2 - 4DA) + 3Du_0^2}} \quad (19)$$

and u_0 is related with q by the following relationship:

$$q = \frac{\operatorname{tn} \left(\frac{4DA - C^2}{8DC} + \frac{3Bu_0^2}{16C} \frac{L}{2}; k \right)}{\operatorname{dn} \left(\frac{4DA - C^2}{8DC} + \frac{3Bu_0^2}{16C} \frac{L}{2}; k \right)} \quad (20)$$

(tn and dn are the Jacoby elliptic functions [22]).

The obtained solutions allow us to find a distribution of the order parameter amplitude over the film for some particular sets of phenomenological parameters, film thickness, and temperature. They also allow us to find a dependence of the phase transition temperature T_i on the film thickness for a particular set of the phenomenological parameters, T_i stands for the temperature where u_0 (and therefore $u(x)$) vanishes.

The order parameter amplitude u versus x is depicted in Figs. 2 and 3 for some particular positive as well as negative values of α for several magnitudes of the temperature. The phenomenological parameters used are listed in the figure caption. The general behaviour of $u(x)$ for positive α is similar to the behaviour of the spontaneous polarization in ferroelectric thin films, that is u decreases near the film surfaces and its value in the film middle is smaller than for the relevant bulk (Fig. 2).

For negative extrapolation lengths there can be two types of solutions for $u(x)$ in agreement with the phase diagram (Fig. 1). The behaviour of the solution shown in Fig. 3 is similar to that discussed for ferroelectric thin films: u increases near the film surfaces and its value in the film middle is larger than for the relevant bulk.

The amplitude u within the In for the second solution is smaller than in the bulk, while its absolute value increases near the surfaces, and the amplitude changes its sign at some x that is equivalent to a change of the incommensurate modulation phase. However, calculation of the equilibrium thermodynamic potential of the In for two solutions at the negative ϵ shows that the first kind of solutions (with u is higher than in the bulk) is energetically more favourable.

The size dependence of the incommensurate phase transition temperature for positive and negative extrapolation lengths is shown in Fig. 4. One can see that T_1 decreases with decreasing In thickness at positive ϵ and vanishes at some critical thickness. Similar dependence was obtained for ferroelectric and antiferroelectric thin In s, when ϵ was implied to be positive [9,17]. The size dependence of T_1 for negative ϵ is opposite.

VI. CONCLUSIONS

In conclusion, the phenomenological theory of the incommensurate phase transition in thin In s is presented. It was shown that under the assumption of slowly-varying amplitude of the order parameter the model can be reduced to a boundary value problem for the second-order differential equation with conventional homogeneous boundary conditions that can be deduced from ones for the fourth-order equation. The amplitude of the order parameter was found to decrease near the In surface for positive extrapolation lengths and to increase for negative extrapolation lengths. The temperature T_1 of the transition was shown to decrease with decreasing the In thickness for positive extrapolation lengths, the phase transition cannot occur in In s with thickness less than some critical value.

-
- [1] 1. P. Ayyub, S. Chattopadhyay, K. Sheshadri, R. Lahiri, *Nanostructured Materials*, 12, 713 (1999).
 2. K. Ishikawa, K. Yoshikawa, N. Okada, *Phys. Rev. B* 37, 5852 (1988).
 3. K. Uchino, E. Sadanaga, T. Hirose, *J. Am. Ceram. Soc.* 72, 1555 (1989).
 4. S. V. Pankova, V. V. Poborchii, V. G. Solovov, *J. Phys.: Condens. Matter* 8, L203 (1996).
 5. J. F. Scott, *Phase Transit.* 30, 107 (1991).
 6. W. G. Liu, L. B. Kong, L. Y. Zhang, X. Yao, *Solid State Commun.* 93, 653 (1995).
 7. B. Jiang, J. L. Peng, L. A. Bursill, W. L. Zhong, *J. Appl. Phys.* 87, 3462 (2000).
 8. S. Chattopadhyay, P. Ayyub, V. R. Palkar, A. V. Gurjar, R. M. Wankar, M. M. Multani, *J. Phys.: Condens. Matter* 9, 8135 (1997).
 9. D. R. Tilley, in *Ferroelectric Ceramics*, ed. N. Setter and E. L. Colla, (Birkhäuser, Basel), 1993, p. 163.
 10. W. L. Zhong, Y. G. Wang, P. L. Zhang, B. D. Qu, *Phys. Rev. B* 50, 698 (1994).
 11. B. Jiang, L. A. Bursill, *Phys. Rev. B* 60, 9978 (1999).
 12. Y. G. Wang, W. L. Zhong, P. L. Zhang, *Phys. Rev. B* 53, 11439 (1996).
 13. C. L. Wang, Y. X. in, X. S. Wang, W. L. Zhong, *Phys. Rev. B* 62, 11423 (2000).
 14. P. L. Zhang, W. L. Zhong, J. F. Hu, *Solid State Commun.* 116, 349 (2000).
 15. C. L. Wang, S. R. P. Smith, *J. Phys.: Condens. Matter* 7, 7163 (1995).
 16. I. Rychetsky, O. Hudak, *J. Phys.: Condens. Matter* 9, 4955 (1997).
 17. E. V. Chamaya, O. S. Pogorelova, C. Tien, *Physica B* 305, 97 (2001).
 18. J. Schneider, C. Schurrer, A. Brunetti, *Phys. Rev. B* 54, 2972 (1996).
 19. M. E. Lines, A. M. Glass, *Principles and Applications of Ferroelectric and Related Materials*, (Oxford: Clarendon), 1977.
 20. P. G. de Gennes, *Superconductivity of Metals and Alloys*, (Redwood City, Addison-Wesley), 1989.
 21. V. I. Smimov, *Course of Higher Mathematics, volume IV*, 1 (Moscow: Nauka), 1974.
 22. H. Bateman, A. Erdelyi, *Higher Transcendental Functions*, (New York, Toronto, London: McGraw-Hill Book Company, Inc.), 1955.

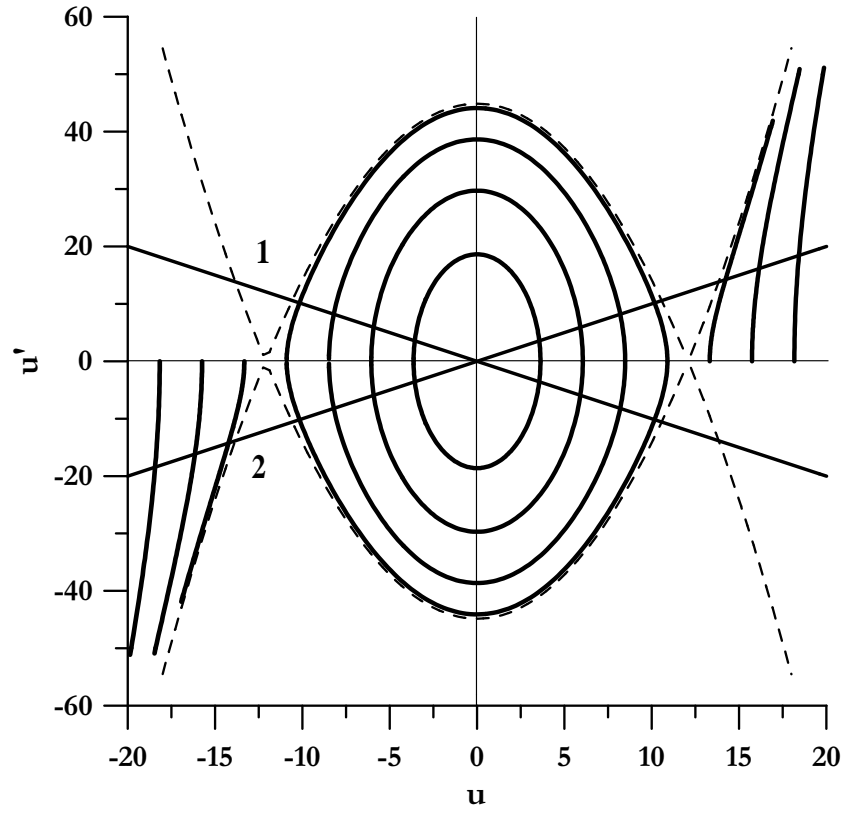


FIG .1: The phase portrait for eq. 4. $A = 1000, B = 100, C = 200, D = -1, T_0 = 1$. The dashed lines are the separatrices. The straight lines correspond to the boundary condition (7) at $\theta = 1$ (1) and $\theta = -1$ (2).

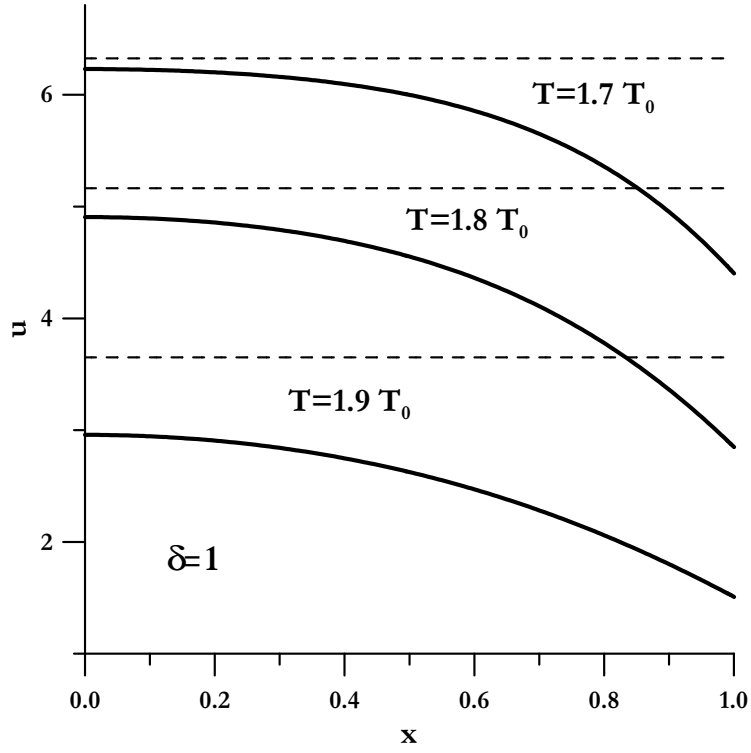


FIG. 2: The order parameter amplitude u versus x ($0 \leq x \leq L=2$) for positive δ at various temperatures. $L = 2$; other parameters are given in the caption to Fig. 1. The dashed straight lines show the amplitude in the bulk at the same temperatures.

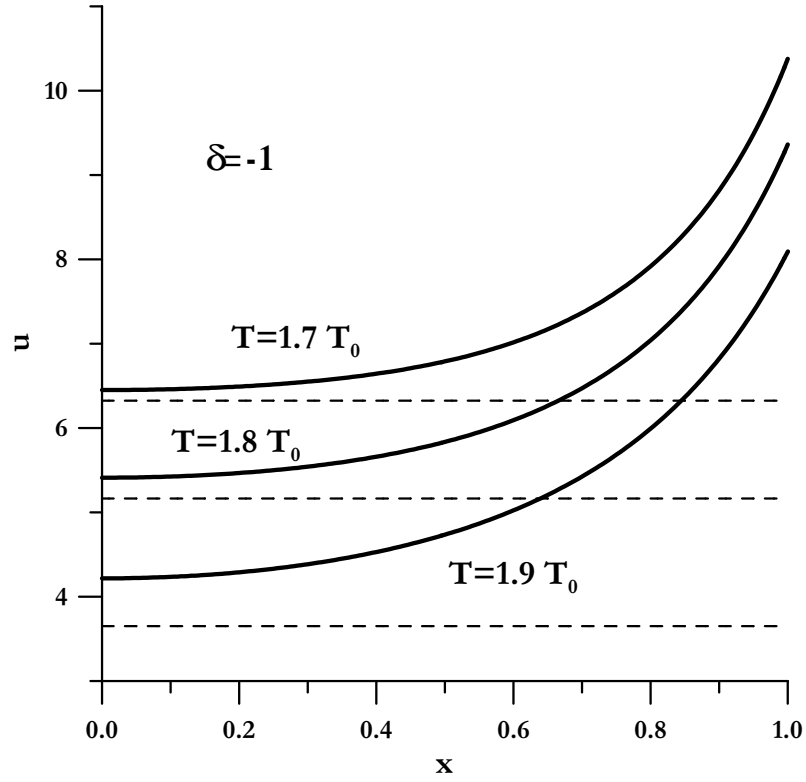


FIG . 3: The order parameter amplitude u versus x ($0 \leq x \leq L=2$) for negative δ at various temperatures. $L = 2$; other parameters are given in the caption to Fig. 1. The dashed straight lines show the amplitude in the bulk at the same temperatures.

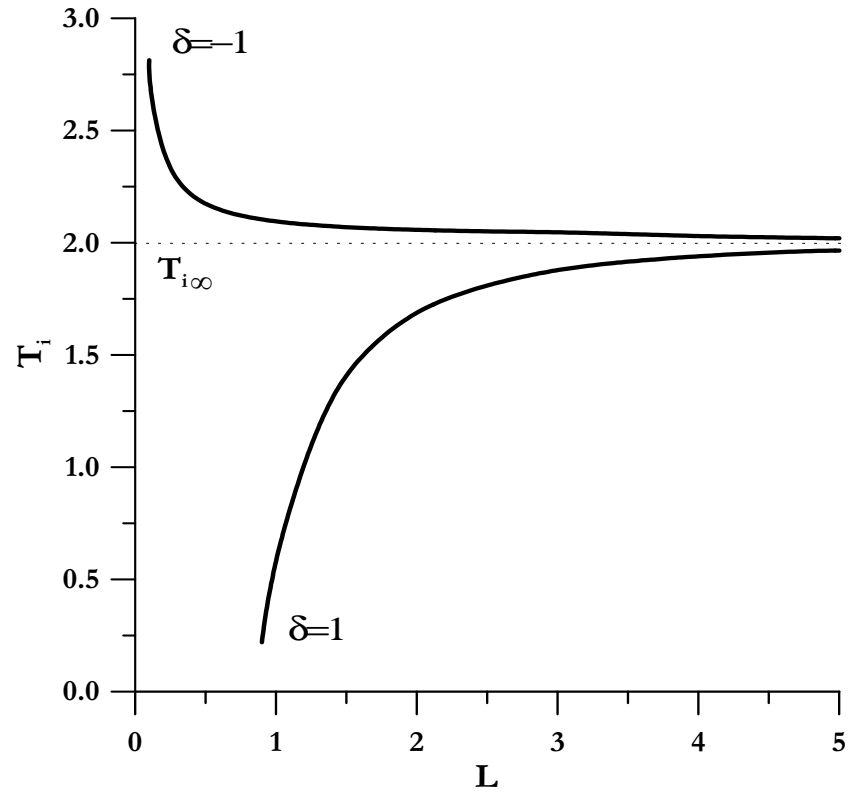


FIG . 4: Size dependence of the transition temperature.