

Microscopic study of inhomogeneous superconductors

K. Tanaka^{1,2} and F. Marsiglio³¹Department of Physics and Engineering Physics, University of Saskatchewan,
Saskatoon, SK, Canada S7N 5E2²Materials Science Division, Argonne National Laboratory,
9700 South Cass Avenue, Argonne, IL 60439³Department of Physics, University of Alberta, Edmonton, Alberta, Canada T6G 2J1
(published in Journal of Physics and Chemistry of Solids 63 (2002) 2287)

We study various inhomogeneity effects on superconductivity as due to quantum confinement, surfaces and impurities, using the self-consistent Bogoliubov-de Gennes formalism on the attractive Hubbard model. The results are also compared with those obtained from the Anderson prescription, a BCS formalism for incorporating spatial inhomogeneity.

Recent improvements in Scanning Tunneling Microscopy (STM) allow unprecedented probing of the surface properties of metals and superconductors [1]. On the other hand, theoretical work, beginning with BCS [2], has, in the past, most often utilized the bulk approximation. This allows the problem to be formulated in momentum space, where considerable simplification can be gained. More recently, work has focused more on spatially inhomogeneous problems, and the quasiclassical [3] or Bogoliubov-de Gennes (BdG) [4,5] equations have been utilized.

In this study we examine some simple manifestations of translational invariance breaking, namely surfaces and point impurities. This is done in the context of s-wave superconductivity. Following a brief description of our modelling and formulation, we present some results in one and two dimensions. We find that the surface characteristics of superconductivity often differ considerably from those in the bulk.

To model a finite system we use a tight-binding formulation. Here the kinetic energy is parameterized by a hopping matrix element t , which allows an electron to move from one ion to the next. The surface is modelled, in this framework, in terms of open boundary conditions (OBC) where $t = 0$ from the surface site to outside, as opposed to periodic boundary conditions (PBC), as for modelling homogeneous systems. In reality one can attempt a much more sophisticated description, since, for example, one would expect a modification of the electronic orbitals themselves near a surface (or impurity). Then the hopping parameter and the other interaction parameters ought to be modified. We omit these finer possibilities.

Impurities are modelled simply by energy level changes at the impurity site. In this work we always take the

impurity site to be one of the lattice sites. These are meant to model normal impurity scattering, i.e., with no spin flip.

The s-wave superconductivity is most simply described by the attractive Hubbard model, with uniform attractive interaction $-U$. The BdG equations are readily formulated for this problem [6], and yield a site-dependent order parameter, Δ_i , a site-dependent electron density, n_i , as well as a frequency and site-dependent spectral function, $A_i(\omega)$. This latter quantity can be measured directly by STM. We have also formulated BCS-like equations [6] which we call the 'Anderson prescription' [7]. Results from this calculation will also be shown.

Near a surface or an impurity, both the order parameter and the density distribution exhibit 'Friedel-like' oscillations. In Fig. 1 this is demonstrated for the case of a surface, for a one-dimensional 128-site system with coupling strength $-U/t = 1.2$ for various values of the average density n . The order parameter Δ_i is shown as a function of site number i for half the system size, where site 1 is a surface. The BdG results (solid curves) are compared with the Anderson results (dashed curves). A surface has an effect of pair breaking in the sense that the order parameter is forced to be zero right outside the surface. Thus the order parameter shows 'Friedel-like' oscillations near the surface, roughly over the coherence length scale. These oscillations reflect the single-particle wave function at the Fermi level, and for a given density n , their period in site number is governed by $\pi/k_F a$, where a is the lattice constant. This is seen clearly in Fig. 1. Note also that the length scale over which the oscillations decay also decreases as n decreases: this is due to the decreasing coherence length.

In Fig. 2 the order parameter Δ_i and the density distribution n_i are shown for an $N = 64$ chain with PBC and an impurity potential $\epsilon_2 = 0.5t$ in the middle, for $n = 0.9$. When the impurity potential is attractive and relatively weak (e.g., 10% of the kinetic energy), the gap parameter is enhanced at the impurity site [6]. For a repulsive or stronger attractive potential (e.g., the case shown in Fig. 2) the gap is suppressed at that site, while the density is peaked there. In either case, both Δ_i and n_i show the 'Friedel-like' oscillations around the impurity site. We indicate in Fig. 2 the coherence length evaluated by the BCS expression, $\xi = \hbar v_F / 2\Delta$, where $\hbar v_F$

is the mean square radius of an electron pair [8,9], for each coupling strength. At low temperatures (as is the case here), this coincides with the Ginzburg-Landau coherence length and determines the length scale of order parameter fluctuations. In fact, for $J/t = 1.1$, is about half the system size for $N = 64$ and we have interference effects due to finite size: for $J/t = 2$, both the gap and density distribution are seen to relax to their bulk value far away from the impurity.

In Fig. 2 again the BdG and Anderson results are plotted in solid and dashed curves, respectively. As can be seen in both Figs. 1 and 2, the Anderson prescription captures the essential features of the "Friedel-like" oscillations and reproduces the BdG results remarkably well. An exception is the case of intermediate to strong coupling with a weak impurity potential [6], where the Anderson approach tends to give the order parameter almost independent of position and underestimate the oscillation amplitudes. This is apparent in the lower two panels of Fig. 2 for $J/t = 2$: it can also be seen that the density peak at the impurity site is underestimated.

We further compare the BdG and Anderson results at an impurity site in Fig. 3, for a 32-site chain with PBC and $J/t = 1$ for $n = 0.8$. Here the order parameter and the density are plotted as a function of the impurity potential at site 16. The calculated points (crosses and stars for the BdG and Anderson results, respectively) are connected by interpolation. In the weak-coupling limit (as is the case here), the Anderson prescription gives the overall behaviour of the order parameter and density distribution as a function of position correctly. For relatively strong impurity potential, however, the Anderson results tend to deviate from the BdG ones at the impurity site. As the impurity potential becomes extremely strong, the two results at that site tend to agree, regardless of the coupling strength.

The Anderson approach can also capture detailed changes in the local density of states (LDOS) around a surface or an impurity. This is illustrated in Fig. 4 for a one-dimensional 128-site system with OBC and $J/t = 2$ at quarter filling, where the LDOS (with a Gaussian smoothing with $0.05t$) is shown for various sites including the surface (site 1). As can be seen in this figure, the LDOS at and near a surface is quite different from that in the bulk (e.g., the one at site 64 or the average DOS in Fig. 4). In particular, the BCS coherence peaks are not very prominent, or almost absent: compare the LDOS for site 1 to 4 with the bulk DOS in Fig. 4. Nonetheless the energy gap in the spectrum on the surface is almost the same as the bulk value (an exception is in the dilute limit, where the electron density is greatly reduced near the surface, so the spectrum differs considerably from that of the bulk as well [10]). On the other hand, it is interesting to note that for quarter filling, the energy gap is larger at every fourth site (site 4 in Fig. 4). The Anderson prescription reproduces these features very well,

while it tends to overestimate the coherence peaks at and near a surface.

Next we illustrate the "Friedel-like" oscillations in the order parameter in two-dimensional systems. Due to the local nature of the Hubbard interaction, most of the basic features seen in the one-dimensional case apply in higher dimensions. In Fig. 5 the BdG results for the order parameter are shown for an $N = 32 \times 32$ system with OBC at half filling, for $J/t = 4$ and 1.5. Here the peripherals are surfaces, and in the "Friedel-like" oscillations arising from the surfaces, we see the interference of degenerate single-particle states at the Fermi level. The resulting structure of the order parameter can be quite complicated; however, it is relatively simple at half filling due to the particle-hole symmetry. For half filling, with strong coupling (e.g., $J/t = 4$ in Fig. 5) the order parameter is constant inside and larger at and near surfaces. With weak coupling, it exhibits "Friedel-like" oscillations along the diagonals, which become more pronounced and extend over longer ranges as coupling is reduced. For small system size we then encounter finite size effects. This is almost the case for $J/t = 1.5$ in Fig. 5, and further demonstrated in Fig. 6 for $N = 30 \times 20$, for $J/t = 1.2$ and 1.

Using a simple model for s-wave superconductivity, we have used the self-consistent BdG and Anderson prescriptions to calculate the spatially inhomogeneous order parameter and local density of states (LDOS), as a function of average electron density, coupling strength, and impurity potential strength. We find a significant modification of the order parameter near a surface or impurity, and over a large parameter regime, the Anderson prescription works as well as the BdG formulation. In two dimensions the order parameter oscillates along the diagonals at half filling and in the weak coupling limit.

The oscillations are a feature captured by both the BdG and Anderson prescriptions; they signify another length scale (other than the coherence length) over which the order parameter can vary. Such a length scale can be present (and significantly smaller than the coherence length) because the BdG equations have both pairing aspects and single-electron aspects within them. Because of the existence of a Fermi surface the latter lead to the oscillations we have found. This shares a common origin with the Friedel oscillations that occur around a single impurity. For this reason we referred to these as "Friedel-like" oscillations.

This research was supported by the Natural Sciences and Engineering Research Council of Canada and the Canadian Institute for Advanced Research.

- [1] E.W. Hudson, K.M. Lang, V.M. Adhavan, S.H. Pan, H. Eisaki, S.Uchida and J.C. Davis, Nature 411, 920 (2001).
- [2] J. Bardeen, L.N. Cooper and J.R. Schrieffer, Phys. Rev. 106, 162 (1957); Phys. Rev. 108, 1175 (1957).
- [3] Quasiclassical Methods in Superconductivity and Superfluidity, edited by D. Rainer and J.A. Sauls (Verditz lecture notes, 1996), unpublished.
- [4] P.G. de Gennes, Superconductivity of Metals and Alloys (W.A. Benjamin, Inc. New York, 1966).
- [5] M.E. Flatte and J.M. Byers, in Solid State Physics 52, 137 (1999).
- [6] K. Tanaka and F. Marsiglio, Phys. Rev. B 62 5345 (2000).
- [7] P.W. Anderson, J. Phys. Chem. Solids 11 26 (1959).
- [8] M. Tinkham, Introduction to Superconductivity, (McGraw-Hill, New York, 1975).
- [9] F. Marsiglio and J.E. Hirsch, Phys. Rev. B 41 6435 (1990).
- [10] K. Tanaka and F. Marsiglio, unpublished.

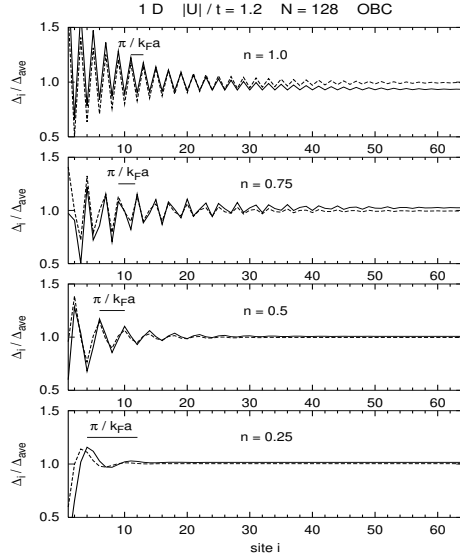


FIG. 1. Order parameter Δ_i normalized by the average value as a function of site number i , for a 128-site chain with OBC with $|U|/t = 1.2$, for various average electron densities n . The BdG and Anderson results are plotted with solid and dashed curves, respectively. The period of the "Friedel-like" oscillations in site number increases as n decreases, and is consistent with $\pi/k_F a$.

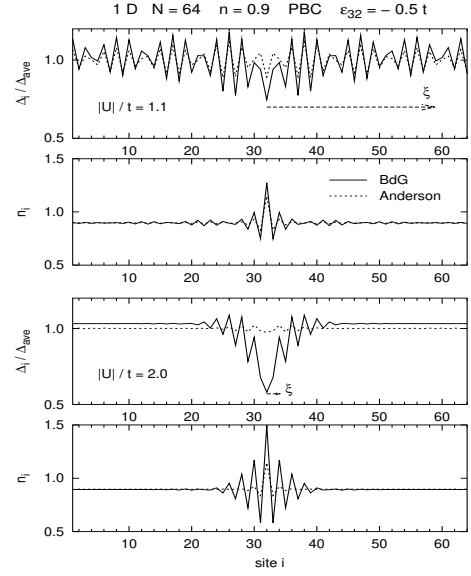


FIG. 2. The order parameter Δ_i and the density distribution n_i are shown for a 64-site chain with PBC and $\varepsilon_{32} = -0.5t$ for $n = 0.9$. The upper two panels and the lower ones are for $|U|/t = 1.1$ and 2, respectively. The coherence length roughly determines the length scale over which the "Friedel-like" oscillations decay. The Anderson approach (dashed curves) fails to reproduce the BdG results (solid curves) in the strong-coupling limit.

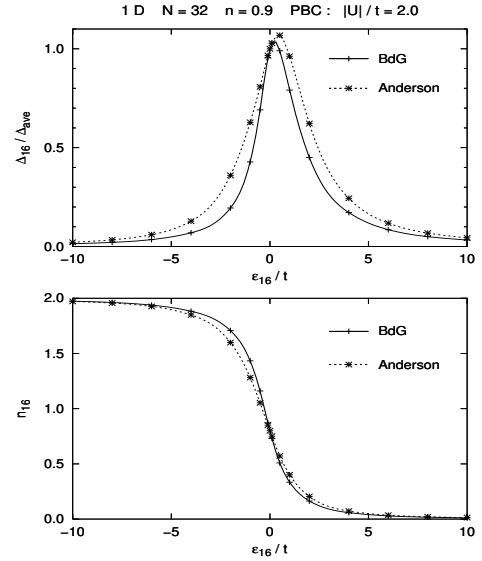


FIG. 3. The BdG and Anderson results are compared for the order parameter and the density at the impurity site as a function of the impurity potential, ε_{16} , for a 32-site chain with PBC and $|U|/t = 1$ for $n = 0.8$.

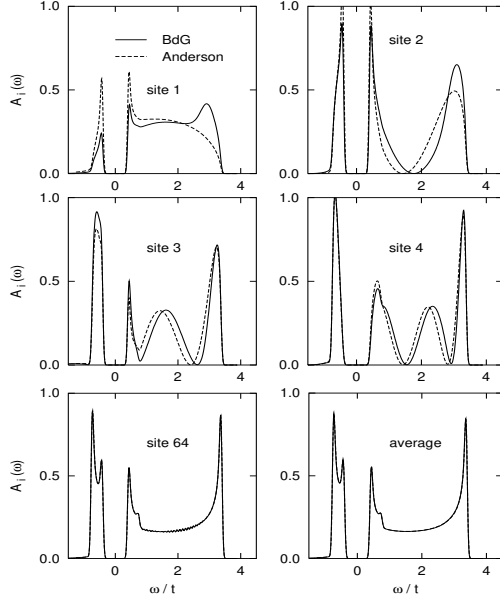


FIG. 4. The LDOS for a 128-site chain with OBC and $j/t = 2.0$ at quarter filling, for several sites: site 1 is a surface and site 64 is the middle of the sample. The Anderson prescription (dashed curves) tends to overestimate the coherence peaks of the the BdG results (solid curves). Near a surface, the LDOS is quite different from that in the bulk (site 64 or average), and at quarter filling, the energy gap is larger at every fourth site (e.g., site 4).

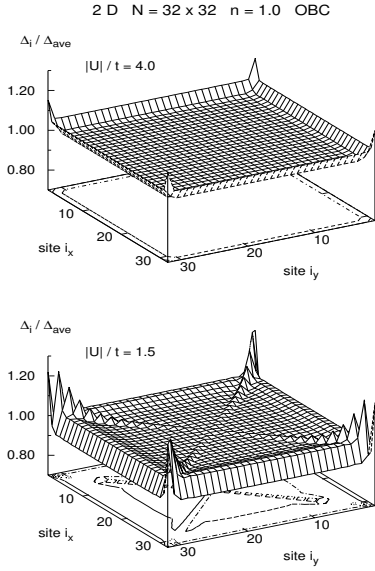


FIG. 5. The BdG results for the order parameter for an $N = 32 \times 32$ system with OBC at half filling are shown for $j/t = 4$ and 1.5 . In the strong-coupling limit, the order parameter is at inside the sample but larger at and near surfaces. For weak coupling it tends to be smaller at surfaces, while it exhibits the "Friedel-like" oscillations: the latter exist only along the diagonal due to interference effects.

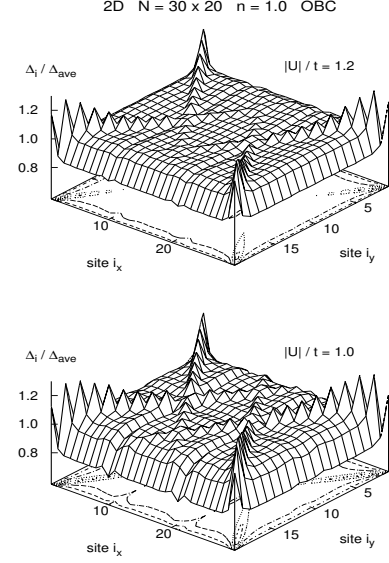


FIG. 6. Same as in Fig. 5, but for $N = 30 \times 20$ and for $j/t = 1.2$ and 1.0 . The "Friedel-like" oscillations can be seen more prominently.