

## New Algorithm for Parallel Laplacian Growth by Iterated Conformal Maps

Anders Levermann and Itamar Procaccia

Department of Chemical Physics, The Weizmann Institute of Science, Rehovot 76100, Israel

We report a new algorithm to generate Laplacian Growth Patterns using iterated conformal maps. The difficulty of growing a complete layer with local width proportional to the gradient of the Laplacian field is overcome. The resulting growth patterns are compared to those obtained by the best algorithms of direct numerical solutions. The fractal dimension of the patterns is discussed.

Laplacian Growth Patterns are obtained when the boundary of a 2-dimensional domain is grown at a rate proportional to the gradient of a Laplacian field  $P$  [1]. The classic examples of such patterns appear in viscous fingering in constrained geometries (like Hele-Shaw cells or porous media). Here a less viscous fluid (inside the domain bounded by  $\partial$ ) displaces a more viscous fluid which is outside the domain. The field  $P$  is the pressure, and Darcy's law determines the velocity  $v$  to be proportional to  $r \nabla P$ . Using the incompressibility constraint outside the domain  $r^2 P = 0$ , and each point of  $\partial$  is advanced at a rate proportional to  $r \nabla P$  [2, 3]. Thus in numerical algorithms [4] one needs at each time step to add on a whole layer to the pattern with a local width proportional to  $|r \nabla P|$ . The boundary conditions are such that in radial geometry as  $r \rightarrow 1$  the flux is  $r \nabla P = \text{const}$   $\hat{r} = r$ . On the boundary one usually solves the problem with the condition  $P = 0$  where  $\sigma$  is the surface tension and the local curvature of  $\partial$  [3]. Without this (or some other) ultraviolet regularization Laplacian Growth reaches a singularity (in the form of a cusp) in finite time [5]. In this Letter we present a new algorithm to grow such patterns using iterated conformal maps. The basic method was introduced [6] in the context of Diffusion Limited Aggregation (DLA) [7] where it was successfully employed to solve a number of outstanding problems in the theory of DLA [8, 9], its fractal dimension [10, 11] and its multifractal properties [12, 13, 14].

At the heart of the method stands the elementary map  $\phi$ , which transforms the unit circle to a circle with a "bump" of linear size  $\epsilon$  around the point  $w = e^i$ . We employ the elementary map [6]

$$\phi(w) = \frac{P}{w} \frac{(1 + \epsilon)}{2w} (1 + w) \quad (1)$$

$$1 + w + w^2 \rightarrow 1 + \frac{1}{w^2} \frac{2}{w} \frac{1}{1 + \epsilon} \quad \text{for } \epsilon = 1$$

$$\phi(w) = e^i \phi(e^{-i} w) :$$

This map grows a semi-circular bump with two branch points at the angular positions  $\pm \theta$ , where

$$\theta = \tan^{-1} \frac{2}{1 - \epsilon^2} : \quad (2)$$

By iterating this fundamental map with randomly chosen angles  $\theta_n$  and the bump sizes  $\epsilon_n$  chosen such as to obtain

equal size particles on the cluster,

$$\epsilon_n = \frac{0}{(n-1)^0 (e^{i\theta_n})^2} ;$$

one can easily grow a DLA pattern. On the other hand, the direct application to the closely related problem of viscous fingering remained unaccomplished due to technical difficulties that have been now surmounted, as we report below.

We are interested in  $\phi^{(n)}(w)$  which conformally maps the exterior of the unit circle  $e^i$  in the mathematical  $w$  plane onto the complement of the Laplacian pattern in the physical  $z$  plane. As in previous work the map  $\phi^{(n)}(w)$  is obtained by iteration of fundamental maps  $\phi_j(w)$ . The superscript  $n$  denotes  $n$  growth steps. The gradient of the Laplacian field  $r \nabla P(z(s))$  is

$$|r \nabla P(z(s))| = \frac{1}{(n)^0 (e^i)} ; \quad z(s) = \phi^{(n)}(e^i) : \quad (3)$$

Here  $s$  is an arc-length parametrization of the boundary. Contrary to DLA which is grown serial, i.e. particle by particle, in Laplacian growth for the problem of viscous fingering we need to grow in parallel, i.e. layer by layer. Nevertheless the map  $\phi^{(n)}(w)$  is still constructed recursively. Suppose that we completed the last layer at growth step  $m$ , i.e.  $\phi^{(m)}(w)$  is known, and we want to find the map  $\phi^{(m+p)}(w)$  which maps the exterior of the unit circle to the exterior of the pattern after the addition of one more layer whose local width is proportional to  $|r \nabla P(z(s))|$ . The number  $p$  of growth events should be arranged precisely such as to add the aforementioned layer. To grow a full layer of non-overlapping bumps using the elementary map (1) is difficult because the series of sizes  $\epsilon_{m+k}^p$  and of positions  $\theta_{m+k}^p$  depend on each other.

Consider then the  $(m+k)$ th step of growth that we implement at the angle  $\theta_{m+k}$ . Due to the reparametrization during the  $p$  growth steps  $k = 1; 2; \dots; p$  we need first to find an angle  $\tilde{\theta}_{m+k}$  according to the following rule. For a given position, the size has to be such that its image under the map  $\phi^{(m+k-1)}$  is proportional to the local field  $(m)^0 e^{i\tilde{\theta}_{m+k}}$ , i.e.

$$\epsilon_{m+k} = \frac{0}{(m+k-1)^0 (e^{i\tilde{\theta}_{m+k}})^2} \quad (m)^0 e^{i\tilde{\theta}_{m+k}} : \quad (4)$$

here  $\tilde{m}_{m+k}$  is defined through

$$(m) e^{i\tilde{m}_{m+k}} = (m+k-1) e^{i\tilde{m}_{m+k}} ; \quad (4)$$

On the other hand, the position has to be such that the new bump  $p$  on the cluster precisely touches the previously grown one, i.e. the image of one of its branch points has to be equal to the image of the corresponding branch point of the previous bump  $p$ . When growing the layer in a mathematically positive direction this means that

$$(m+k) e^{i(\tilde{m}_{m+k} - \tilde{m}_{m+k})} = (m+k-1) e^{i(\tilde{m}_{m+k-1} - \tilde{m}_{m+k-1})} ; \quad (5)$$

where according to Eq.(2)  $\tilde{m}_n = \tan^{-1} 2^{\frac{p}{n}} = (1 - \frac{1}{n})$ . Note that  $\tilde{m}_n$  only depends on the size  $n$  and not on the position, because it is a property of the un-rotated fundamental map, namely its branch points. By use of the inverse fundamental map equation (5) simplifies to

$$e^{i\tilde{m}_{m+k}} = e^{i\tilde{m}_{m+k-1}} e^{i(\tilde{m}_{m+k} - \tilde{m}_{m+k-1})} = e^{i(\tilde{m}_{m+k-1} + \tilde{m}_{m+k-1})} ; \quad (6)$$

where  $\tilde{m}_{m+k-1}$  is the fundamental map which depends only on the size of the bump  $p_{m+k}$ . This can be further simplified to get an equation for  $\tilde{m}_{m+k}$

$$e^{i\tilde{m}_{m+k}} = \frac{e^{i(\tilde{m}_{m+k-1} - \tilde{m}_{m+k-1})}}{e^{i\tilde{m}_{m+k-1}}} ; \quad (7)$$

where the right hand side depends only on the previous bump  $p_{m+k-1}$  and the size of the new particle  $(m+k)$ . Thus we can compute  $\tilde{m}_{m+k}$  from equation (7) once we know the size of the bump  $p$ .

To accomplish the goal of growing a full layer we now need to estimate the size of the bump  $p_{m+k}$  and from there compute the position  $\tilde{m}_{m+k}$  according to equation (7). This will exactly close the gap between successive bumps in the layer. In estimating  $\tilde{m}_{m+k}$  we use the fact that the bumps are minute on the scale of the growth pattern. Therefore the field does not vary significantly from bump  $p$  to bump  $p$ . Thus we set the value of  $\tilde{m}_{m+k}$  to

$$\tilde{m}_{m+k} = \frac{0}{(m+k-1)^0 (e^{i\tilde{m}_{m+k-1}})^2} = \frac{0}{m} e^{i\tilde{m}_{m+k-1}} ; \quad (8)$$

In other words, we estimate  $\tilde{m}_{m+k}$  for the unknown position  $\tilde{m}_{m+k}$  at the position of the last bump  $p_{m+k-1}$ . Note that with equation (7) we are guaranteed to have a full cover of the layer independently of the estimate of  $\tilde{m}_{m+k}$ . Only the very last bump may not "fit" in, and is therefore not grown.

In order to avoid a bias in the growth pattern we alternate the direction of filling the layer from clockwise to anti-clockwise and vice versa. Furthermore we choose the position of the first bump of a given layer randomly on the unit circle. Thirdly, to avoid growing very many very small particles in the fprds, we introduce a cut-off

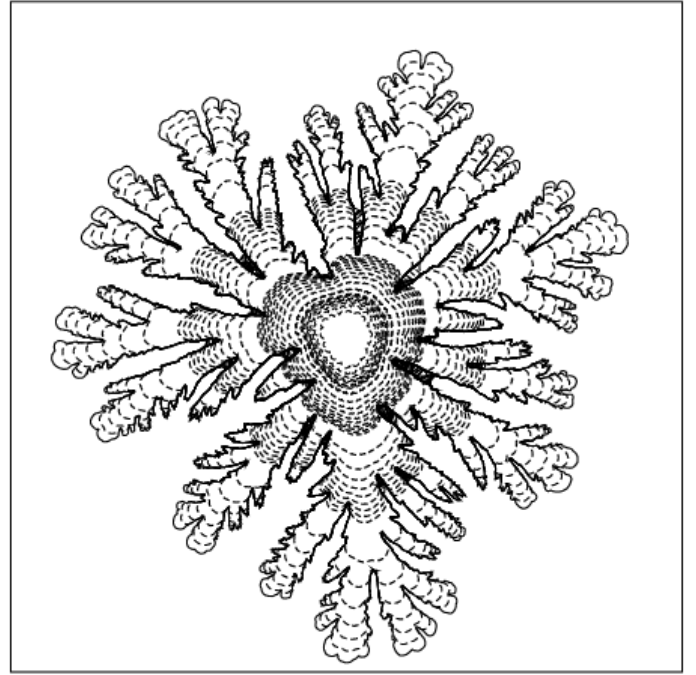


FIG. 1: Viscous fingering pattern obtained through 100 000 growth events. The intermediate steps of growth are also shown. Every drawn intermediate pattern is an actual conformal map of the unit circle, with the last one being  $^{(100\ 000)}(e^i)$ .

cut for  $n$ . That means that if a bump  $p$  is about to be grown with a smaller  $n$  then we just avoid growing it and proceed to a position which is cut further down the unit circle. The results of our algorithm were checked to be independent of cut in the range  $10^6$  cut  $10^{10}$ . The results shown in this Letter are for the lowest cut-off  $cut = 10^{10}$ .

Finally, the conformal map at the end of the growth of the layer can be written as

$$(m+p) (!) = (m)_{m+1\ m+1} \dots_{m+p\ m+p} (!) ; \quad (9)$$

where  $\circ$  stands for a functional composition. In Fig. 1 we present  $^{(100\ 000)}(!)$  which is a growth pattern with 100 000 growth events, including the intermediate stages of growth. The growth patterns is very similar to those obtained by direct numerical simulations of viscous fingering in a radial geometry. For comparison we show in Fig. 2 the pattern obtained by direct numerical solution [4].

One advantage of the present approach is that the conformal map  $^{(n)}(!)$  is given explicitly in terms of an iteration of analytically known fundamental maps, providing us with an analytic control on the grown clusters. The map  $^{(n)}(!)$  admits a Laurent expansion

$$^{(n)}(!) = F_1^{(n)} ! + F_0^{(n)} + \frac{F_{-1}^{(n)}}{!} + \dots ; \quad (10)$$

The coefficient of the linear term is the Laplace radius. Defining the radius of the minimal circle that contains

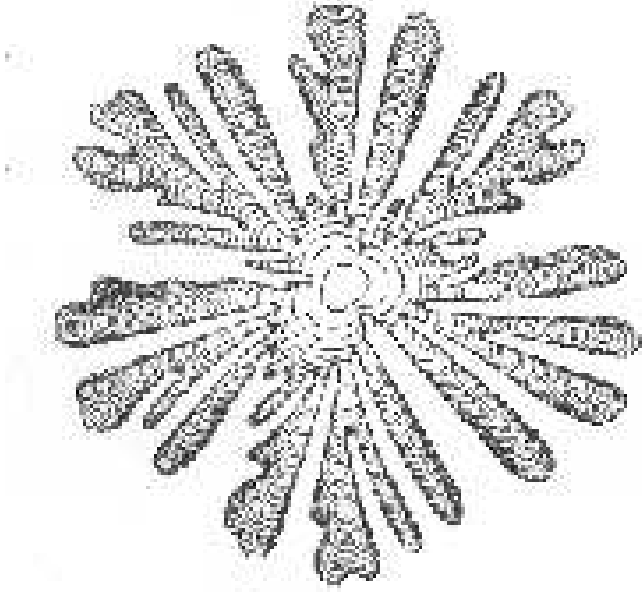


FIG. 2: Viscous fingering pattern obtained by direct numerical solution, see [4].

the growth pattern by  $R_n$ , one has the rigorous result that

$$R_n \sim F_1^{(n)} \quad R_n=4 : \quad (11)$$

It is therefore natural to define the fractal dimension of the cluster by the radius-area scaling relation

$$F_1^{(n)} \sim S^{1/D} ; \quad (12)$$

where  $S^{(n)}$  is the area of the cluster,

$$S^{(n)} = \sum_{j=1}^N j^{(j-1)^0} (e^{i\theta_j})^2 ; \quad (13)$$

On the other hand  $F_1^{(n)}$  is given analytically by

$$F_1^{(n)} = \sum_{k=1}^N p_k \frac{1}{(1+k)} ; \quad (14)$$

and therefore can be determined very accurately. In Fig. 3 we plot the area  $S^{(n)}$  in double logarithmic plot against  $F_1^{(n)}$ . The local slope is the apparent dimension at that cluster size. It appears that the dimension asymptotes to the value indicated by the straight line which is  $D = 1.7$ .

A few comments are in order. First, our algorithm does not employ surface tension; rather, we have a typical length scale  $\ell_0$  that removes the putative singularities. The boundary conditions for the Laplacian field are still zero on the cluster. The apparent correspondence of our patterns with those grown with surface tension regularization points out in favor of universality with respect

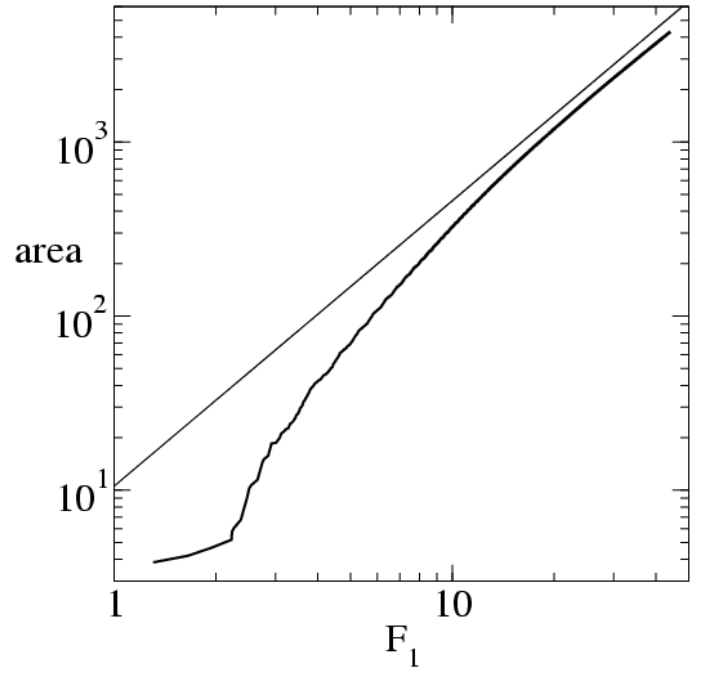


FIG. 3: Double logarithmic plot of the area  $S^{(n)}$  vs.  $F_1^{(n)}$

to the method of ultra-violet regularization. Second, one may worry that growing semi-circular bumps means that the elementary step has both length and height proportional to  $\sqrt{p_j}$  and not just height. Since our elementary growth events are so small in spatial extent this does not appear to be a real worry. Lastly, in previous work [15, 16, 17] the technical difficulty of growing a complete layer was circumvented by constructing a family of models which included Laplacian growth only as a limiting model. This family of models achieved a partial coverage  $C = 0.65$  of every layer of growth, with  $C = 1$  being Parallel Laplacian growth which could be considered only as an extrapolation of lower values of  $C$ . Assuming monotonicity of geometric properties as a function of  $C$ , the extrapolation procedure indicated strongly that viscous fingering were not in the same universality class as DLA, having an extrapolated dimension  $D = 2$ . The present algorithm which achieves directly the limit  $C = 1$  appears at odds with the extrapolation procedure. The direct measurement of the dimension is in close correspondence with DLA whose dimension is  $1.713 \pm 0.03$  [11]. At present it is not clear whether the contradiction is due to a non-monotonicity as a function of  $C$ , whether the clusters have not reached their asymptotic properties or whether there is another reason that will be illuminated by further research.

At any rate it is hoped that the availability of a direct procedure to grow viscous fingering patterns by iterated conformal maps will help to achieve a theoretical understanding of this problem on the same level of the understanding of DLA.

- 
- [1] L. Paterson, Phys. Rev. Lett. 52, 1621 (1984); L.M. Sander, Nature 322, 789 (1986); J. Nittmann and H.E. Stanley, Nature 321, 663 (1986); H.E. Stanley, in "Fractals and disordered systems", A. Bunde and S. Havlin (Eds.), Springer-Verlag (1991).
- [2] P.G. Saffman and G.I. Taylor, Proc. Roy. Soc. London Series A, 245, 312 (1958).
- [3] D. Bensimon, L.P. Kadano, S. Liang, B.I. Shraiman and C. Tang, Rev. Mod. Phys. 58, 977 (1986); S. Tanveer, Phil. Trans. R. Soc. Lond. A 343, 155 (1993) and references therein.
- [4] T.Y. Hou, J.S. Lowengrub and M.J. Shelley, J. Comp. Phys. 114, 312 (1994).
- [5] B. Shraiman and D. Bensimon, Phys. Rev. A 30, 2840 (1984); S.D. Howison, J. Fluid Mech. 167, 439 (1986).
- [6] M.B. Hastings and L.S. Levitov, Physica D 116, 244 (1998).
- [7] T.A. Witten and L.M. Sander, Phys. Rev. Lett, 47, 1400 (1981).
- [8] B.Davidovitch, H.G.E. Hentschel, Z.Olam i, I.Procaccia, L.M. Sander, and E. Somfai, Phys. Rev. E, 59 1368 (1999).
- [9] B.Davidovitch, M.J. Feigenbaum, H.G.E. Hentschel and I.Procaccia, Phys. Rev. E 62, 1706 (2000).
- [10] B.Davidovitch and I.Procaccia, Phys. Rev. Lett., 85 3608-3611 (2000).
- [11] B.Davidovitch, A.Levermann, I.Procaccia, Phys. Rev. E, 62 R5919.
- [12] B.Davidovitch, M.H. Jensen, A.Levermann, J. Mathiesen and I.Procaccia, Phys. Rev. Lett. 87, 164101 (2001).
- [13] M.H. Jensen, A.Levermann, J. Mathiesen and I.Procaccia, Phys. Rev. E., 65, 046109 (2002).
- [14] M.H. Jensen, J. Mathiesen and I.Procaccia, Phys. Rev. E 67, 042402 (2003)
- [15] F.Barra, B.Davidovitch, A.Levermann and I.Procaccia, Phys. Rev. Lett. 87, p.134501 (2001).
- [16] F.Barra, B.Davidovitch and I.Procaccia, Phys. Rev. E., 65, 046144 (2002)
- [17] H.G.E. Hentschel, A.Levermann, I.Procaccia, Phys. Rev. E., 66, 016308 (2002).