

Naive Mean Field Approximation for the Error Correcting Code

Masami Takata and Kazuki Joe
Graduate School of Human Culture, Nara Women's University

Hayaru Shouno
Faculty of Engineering, Yamaguchi University*

Masato Okada
Brain Research Institute, RIKEN
(Dated: March 22, 2022)

Solving the error correcting code is an important goal with regard to communication theory. To reveal the error correcting code characteristics, several researchers have applied a statistical-mechanical approach to this problem. In our research, we have treated the error correcting code as a Bayes inference framework. Carrying out the inference in practice, we have applied the NMF (naive mean field) approximation to the MPM (maximizer of the posterior marginals) inference, which is a kind of Bayes inference. In the field of artificial neural networks, this approximation is used to reduce computational cost through the substitution of stochastic binary units with the deterministic continuous value units. However, few reports have quantitatively described the performance of this approximation. Therefore, we have analyzed the approximation performance from a theoretical viewpoint, and have compared our results with the computer simulation.

I. INTRODUCTION

Within the framework of an error-correcting code, a sender encodes a message with redundant information added to the transmitted sequence, and a receiver obtains the noise-corrupted sequence through a noisy transmitting channel. Decoding process of the error-correcting code is to restore the transmitted message from the received sequence that is corrupted through the transmitting process.

Sourlas suggested that the error-correcting code can be dealt with Bayesian inference, and proposed an encoding model where all possible combinations of r -bits must be multiplied as the redundant information just like the Mattis model [1]. Sourlas also showed that the channel capacity of the model can reach the theoretical limit, called the Shannon bound [2] in the limit of $r \rightarrow \infty$. Unfortunately, under the condition $r \rightarrow \infty$, the transmitting speed becomes to 0, so that the model with large r is not practical. Recently, however, Kabashima & Saad pointed out that the Sourlas encoding model with a small r , – for example $r = 2, 3$ –, is capable of good restoration ability with a practical transmitting speed [3].

In this paper, we also treat this problem according to a Bayesian inference framework. This framework is based on estimating the restored message occurrence probability (posterior) from both the prior probability meaning the original message generation probability and the likelihood, which depends on the corruption process model.

One strategy using Bayesian inference is to use a message which maximizes the posterior probability. This method is called maximum a posteriori (posterior) probability (MAP) inference. Given a corrupted sequence, the MAP inference accepts as the restored result the message which maximizes

the posterior probability. From the statistical mechanical point of view, the logarithm of the posterior probability can be regarded as the energy, so we can consider the MAP inference as an energy minimization problem.

Another strategy is to use inference in which we consider the expectation value with respect to the maximized marginal posterior probability at each site's thermal equilibrium as the original message. This method is called maximizer of the posterior marginals (MPM) inference[4][5][6]. From the statistical mechanical point of view, the MPM inference corresponds to minimization of the free energy. In the MAP inference, the posterior probability is given for each candidate of sequences. In contrast, in the MPM inference, the posterior marginal probability is given for each bit in the sequence, and the state which has the largest posterior probability is chosen as the restored state for each bit. Hence, to find a optimal bit sequence through the MPM inference, we should compare the posterior probability for each bit, and this requires that we calculate the thermal average for each sequence bit. Recently, the MPM inference has been discussed with regard to error correcting code [4] [5] [6]. Ruján pointed out the effectiveness of carrying out a decoding procedure not at the ground state, but at a finite temperature[4]. Sourlas used the Bayes formula to re-derive the finite-temperature decoding of Rujan's result under more general conditions [5]. Finite-temperature decoding corresponds to the MPM inference, while decoding at the ground state corresponds to the MAP inference. Comparison of the restoration ability of the MPM inference to that of the MAP inference with regard to the error rate per bit has shown that, the MPM inference is superior to the MAP inference [4][6].

To consider the error correcting code from a statistical mechanical perspective, we denoted the message length, where the message is represented by a binary unit sequence, as N , and assumed that each unit can take a binary state $\{-1, +1\}$. The number of feasible message combinations in this case would reach 2^N , making it hard to find a correct message

*Electronic address: shouno@ai.csse.yamaguchi-u.ac.jp

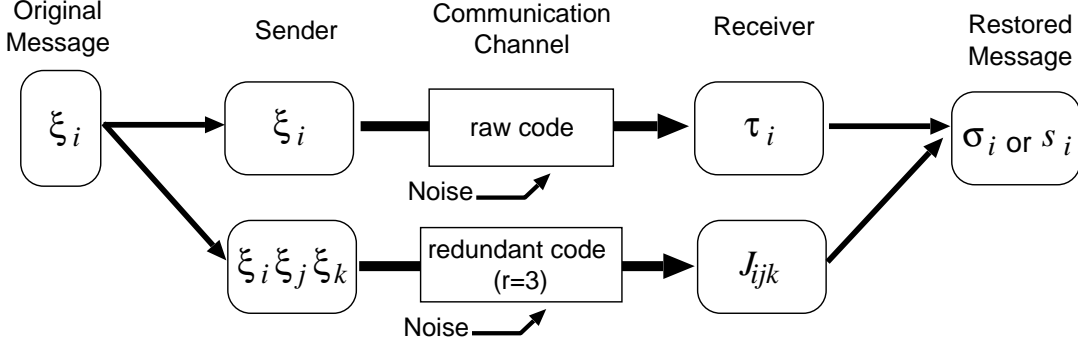


FIG. 1: Schematic diagram of a framework for the error correcting code.

among the numerous candidates. Thus, to apply the MAP or MPM inference in a practical way, we usually have to adopt some kind of gradient descent algorithm, such as the Glauber dynamics, despite a risk that the solution will be captured by local minima. Moreover, applying the MPM inference may take more computational time than applying the MAP inference. In the MAP inference, once the system reaches a macroscopic equilibrium state, each pixel value can be properly determined with a probability of 1. On the other hand, when the system reaches a macroscopic equilibrium state in the MPM inference, each unit value cannot be deterministically decided because the probabilities for each binary state have finite values in finite-temperature decoding. Therefore, we need to calculate the thermal averages for each unit, and this requires many samplings. In this paper, we discuss an approximation that replaces the stochastic binary units with deterministic analog units which can take $[-1, +1]$ continuously. In other words, we introduce deterministic dynamics into the MPM inference to avoid the need to sample for the thermal average. In statistical mechanics, this approximation is sometimes called the “naive mean field (NMF)” approximation [7]. The purpose of the NMF approximation has usually been to enable deterministic analog units to emulate the behavior of stochastic binary units. This approximation has been applied to several combinatorial optimization problems, such as the traveling salesman problem (TSP) [8].

One important advantage of applying the NMF approximation is that the calculation cost is reduced since we can avoid calculating the thermal average which requires many samplings in stochastic dynamics. However, the NMF approximation has typically been applied as a mere approximation in algorithm implementation, so few researchers who have used the NMF approximation have investigated its quantitative ability - e.g., the approximation accuracy. In this paper, we discuss the quantitative ability of the NMF approximation in the MPM inference [9].

Nishimori & Wong formulated the image restoration problem and the error correcting code from the statistical-mechanical perspective by introducing mean field models for binary image restoration, and analyzed this model theoretically through the replica method. We have applied the NMF approximation to the formulation, and analyzed the model

through the replica method in the manner of Bray et al [7].

In the field of neural networks, a network model using the NMF approximation is sometimes called an analog neural network. Roughly speaking, Hopfield & Tank’s network is a result of applying the NMF approximation to the optimization network proposed by Kirkpatrick [10][8]. Therefore, a Hopfield-Tank type network can be regarded as a kind of analog neural network. The formulation of this kind of optimization network is very similar to that of the Sours encoding model with $r = 2$. In our study, we applied the NMF approximation to the Sours encoding model with $r \geq 2$, which is called ‘r-body interaction’ from a statistical-mechanical viewpoint, so that our formulation can be considered a natural extension of a Hopfield-Tank type network with higher-order dimension interactions.

In Sec. II, we formulate the error-correcting code using Bayes inference in the manner of Nishimori & Wong’s formulation [6].

In Sec. III, we compare the results between from our analysis to those of a computer simulation. Within the limits of the mean field approximation, our results agreed with the simulation results.

II. MODEL AND ANALYSIS

A. Formulation of the Error Correcting Code

In this section, to make this paper self-contained, we explain the error correcting code in the manner of Nishimori & Wong [6]. Fig. 1 shows a schematic diagram of the error correcting code. On the sender side, the original signal is represented by ξ , and each element is a binary unit that takes binary states $\xi_i = \{-1, +1\}$ for $i = 1 \cdots N$. The number of elements means the message length which can be denoted as N .

Through the transmission channel, the signals being sent are degraded by noise, so redundant information is needed to enable retrieval of the original message. The error-correcting code has been discussed from a Bayesian inference point of view [4] [5] [6]. In the manner of the Sours code [5], the

redundant message is produced from the r -units product:

$$\xi_{i_1} \xi_{i_2} \cdots \xi_{i_r}, \quad (1)$$

where the indices satisfy $1 \leq i_1 < i_2 < \cdots < i_r \leq N$. The sender transmits the redundant message $\xi_{i_1} \xi_{i_2} \cdots \xi_{i_r}$ for all possible combinations of the indices. Thus, the redundant message length becomes ${}_N C_r$. In addition, we assumed that the original message $\{\xi_i\}$ has a uniform prior probability:

$$P_s(\xi) = \frac{1}{2^N} \quad \text{for any } \xi. \quad (2)$$

On the receiver side, degraded signals are observed since transmission channels are noisy. In this paper, received signals τ correspond to the original message ξ (whose elements consists of ξ_i ($i = 1 \cdots N$)) and their elements are denoted as τ_i ($i = 1 \cdots N$), while signals \mathbf{J} (whose elements consists of $J_{i_1 \cdots i_r}$ ($1 \leq i_1 < \cdots < i_r \leq N$)) correspond to the redundant message whose elements consists of $\xi_{i_1} \cdots \xi_{i_r}$. The receiver should be able to estimate the original message ξ from the received signals τ, \mathbf{J} .

To apply Bayesian inference to estimate the original message, we should consider the posterior probability based on observation:

$$P(\xi|\mathbf{J}, \tau) = \frac{P_{\text{out}}(\mathbf{J}, \tau|\xi) P_s(\xi)}{\text{Tr}_{\{\xi\}} P_{\text{out}}(\mathbf{J}, \tau|\xi) P_s(\xi)} \quad (3)$$

where $P_{\text{out}}(\mathbf{J}, \tau|\xi)$ is a conditional probability of the observed signal which can be regarded as the probability expression of the corrupting process in the communication channel.

In this study, we assumed the communication channel is a Gaussian channel:

$$\begin{aligned} P_{\text{out}}(\mathbf{J}, \tau|\xi) &= P(\mathbf{J}|\xi) P(\tau|\xi) \\ &= \prod_{i_1 < \cdots < i_r} P(J_{i_1 \cdots i_r}|\xi) \prod_{i=1}^N P(\tau_i|\xi) \end{aligned} \quad (4)$$

$$\begin{aligned} P(J_{i_1 \cdots i_r}|\xi) &= \left(\frac{N^{r-1}}{J^2 \pi r!} \right)^{1/2} \\ &\times \exp \left(-\frac{N^{r-1}}{J^2 r!} \left(J_{i_1 \cdots i_r} - \frac{j_0 r!}{N^{r-1}} \xi_{i_1} \cdots \xi_{i_r} \right)^2 \right) \end{aligned} \quad (5)$$

$$P(\tau_i|\xi) = \frac{1}{\sqrt{2\pi\tau^2}} \exp \left(-\frac{1}{2\tau^2} (\tau_i - \tau_0 \xi_i)^2 \right) \quad (6)$$

The first term in Eq.(4) corresponds to the noise of the redundant message channel, and the second term corresponds to the noise of the original message channel. The random variable $J_{i_1 \cdots i_r}$ is i.i.d. according to a normal distribution whose mean is $\frac{j_0 r!}{N^{r-1}} \xi_{i_1} \cdots \xi_{i_r}$. and whose variance is $2J^2 r! / N^{r-1}$. The random variable τ_i is i.i.d. according to a normal distribution whose mean is $\tau_0 \xi_i$ and whose variance is τ^2 . Thus, we can describe the transmission channel characteristics using the parameters j_0, J, τ_0 , and τ .

Substituting Eqs.(2) and (4) into Eq.(3), we can denote the

posterior probability as:

$$\begin{aligned} P(\xi|\mathbf{J}, \tau) &= \frac{1}{Z} \exp \left(\frac{2j_0}{J^2} \sum_{i_1 < \cdots < i_r} J_{i_1 \cdots i_r} \xi_{i_1} \cdots \xi_{i_r} + \frac{\tau_0}{\tau^2} \sum_{i=1}^N \tau_i \xi_i \right), \quad (7) \\ Z &= \text{Tr}_{\{\sigma\}} \exp \left(\frac{2j_0}{J^2} \sum_{i_1 < \cdots < i_r} J_{i_1 \cdots i_r} \xi_{i_1} \cdots \xi_{i_r} + \frac{\tau_0}{\tau^2} \sum_{i=1}^N \tau_i \xi_i \right), \quad (8) \end{aligned}$$

where Z is a partition function.

To distinguish the restored signal from the original one, which is denoted ξ , we use the notation σ for the restored units. Moreover, the noise channel characteristics, denoted by $2j_0/J^2$, and τ_0/τ^2 in Eq.(7), are not given on the receiver side, so the receiver should estimate these terms, which are called hyper-parameters. We refer to describe these hyper-parameters as β , and h respectively. The posterior probability can thus be described as

$$\begin{aligned} P(\sigma|\mathbf{J}, \tau) &= \frac{1}{Z} \exp \left(\beta \sum_{i_1 < \cdots < i_r} J_{i_1 \cdots i_r} \sigma_{i_1} \cdots \sigma_{i_r} + h \sum_{i=1}^N \tau_i \sigma_i \right) \quad (9) \\ Z &= \text{Tr}_{\{\sigma\}} \exp \left(\beta \sum_{i_1 < \cdots < i_r} J_{i_1 \cdots i_r} \sigma_{i_1} \cdots \sigma_{i_r} + h \sum_{i=1}^N \tau_i \sigma_i \right). \quad (10) \end{aligned}$$

From Eq. (9), it is natural to introduce a Hamiltonian described as

$$\beta H = -\beta \sum_{i_1 < \cdots < i_r} J_{i_1 \cdots i_r} \sigma_{i_1} \cdots \sigma_{i_r} - h \sum_i \tau_i \sigma_i. \quad (11)$$

If we ignore the original message channel -, that is $h = 0$ -, the Hamiltonian consists of only the r -body interaction term; i.e., only the redundant message is effective for restoration, which is called the Sourlas code. Sourlas introduced the Hamiltonian and discussed the macroscopic property of the error correcting code using statistical analysis [5].

Rujan and Nishimori & Wong have applied the MPM inference to the error-correcting code as the restoration strategy [6][4], that is adopting the σ_i which maximizes the marginal probability:

$$P(\sigma_i|\mathbf{J}, \tau) = \text{Tr}_{\{\sigma_j\}_{j \neq i}} \frac{\exp(-\beta H)}{\text{Tr}_{\{\sigma_j\}} \exp(-\beta H)} \quad (12)$$

In this case, this is equivalent to adopting σ_i as

$$\begin{aligned} \sigma_i &= \text{sgn} (P(\sigma_i = +1|\mathbf{J}, \tau) - P(\sigma_i = -1|\mathbf{J}, \tau)) \\ &= \text{sgn} (\text{Tr}_{\sigma_i \sigma_i} P(\sigma_i|\mathbf{J}, \tau)) \\ &= \text{sgn} \left(\frac{\text{Tr}_{\{\sigma_j\}} \sigma_i \exp(-\beta H)}{\text{Tr}_{\{\sigma_j\}} \exp(-\beta H)} \right) \end{aligned} \quad (13)$$

$$= \text{sgn} \langle \sigma_i \rangle_\beta \quad (14)$$

The term $\langle \sigma_i \rangle_\beta$ in Eq. (14) represents the thermal average of σ_i in the Hamiltonian H (in(11)) with the finite temperature

β . Therefore the MPM inference is called finite-temperature decoding.

Nishimori and Wong compared the MPM and MAP inferences which used the σ that minimized the Hamiltonian H in Eq.(11) [6]. They pointed out that the MAP inference is equivalent to the MPM inference within the limit of the temperature $T(= \beta^{-1}) \rightarrow 0$. They also suggested that the MPM inference is superior to the MAP inference with regard to the overlap:

$$M_o = \left[\frac{1}{N} \sum \xi_i \text{sgn} \langle \sigma_i \rangle_\beta \right] \quad (15)$$

$$= \text{Tr}_{\{\xi\}, \{\mathbf{J}\}, \{\tau\}} P_s(\xi) P_{\text{out}}(\mathbf{J}, \tau | \xi) \xi_i \text{sgn} \langle \sigma_i \rangle_\beta. \quad (16)$$

In Eq.(15), the bracket $[\cdot]$, which is called as the configuration average, denotes the averages over the sets $\{\xi\}$, $\{\mathbf{J}\}$, and $\{\tau\}$. Restoration ability measured in terms of overlap is maximized when the parameters β and h equal, respectively, $2j_0/J^2$ and τ_0/τ^2 [6].

In the MPM inference, each restored unit σ_i , which is a stochastic binary unit, is subject to thermal fluctuation since the decoding is carried out at a finite temperature; this means each $\sigma_i = \pm 1$ state has finite probability value. Therefore, we should calculate the thermal averages for all of the units when decoding is carried out. In contrast, decoding using the MAP inference is done at the temperature $\beta^{-1} = 0$, so there is no thermal fluctuation does not occurred. When the MPM inference is applied to information processing, the calculation cost of the thermal averaging must be evaluated, and the averaging process requires a lot of calculation cost[9]. To avoid this high cost, we have introduced the naive mean field (NMF) approximation. We previously reported that an image-restoration model using the MPM inference with stochastic binary units requires more than 50 times as much computational time as a model using the NMF approximation [9].

B. Naive Mean Field Approximation

In this study, in an attempt to find the ground state in a practical way, we introduced the NMF approximation [8][9]. When the NMF approximation is used, each stochastic binary unit σ_i is replaced by an analog unit s_i that can take a continuous value $[-1, +1]$, and the output of each analog unit is regarded as $\langle \sigma_i \rangle$; that is, the thermal average of the corresponding binary unit output σ_i can take binary states $\sigma_i = \pm 1$ stochastically.

To replace the stochastic binary units with deterministic analog units on the receiver side, we introduced a Hamiltonian for substituting Eq.(11).

$$\beta \mathcal{H} = -M \left(\beta \sum_{i_1 < \dots < i_r} J_{i_1 \dots i_r} \hat{s}_{i_1} \dots \hat{s}_{i_r} + h \sum_i \tau_i \hat{s}_i \right), \quad (17)$$

where \hat{s}_i denotes an output of an analog unit which takes a continuous value $[-1, +1]$ in the equilibrium state. M is a scaling factor described below. To analyze the model described by the Hamiltonian Eq.(17), we followed the manner

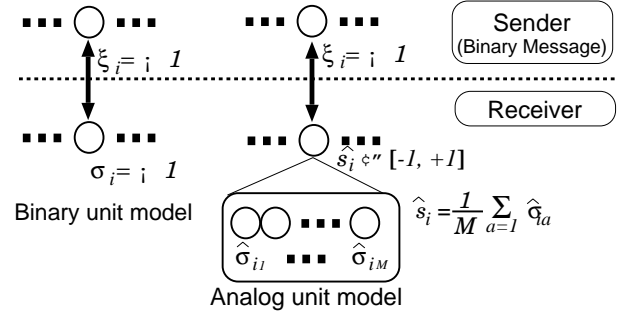


FIG. 2: Analog model for analysis: In the binary model, encoding unit ξ_i corresponds to decoding unit σ_i . In contrast, the analog model assumes a decoding unit has M units, and the average of these M units is regarded as the analog unit output.

of Bray *et al.* [7]. We assumed each i th site consists of M binary units, and the analog unit output \hat{s}_i can be calculated using the average of M binary units $\hat{\sigma}_{ia}$ (see Fig.2).

$$\hat{s}_i = \frac{1}{M} \sum_{a=1}^M \hat{\sigma}_{ia} \quad (18)$$

For the limit $M \rightarrow \infty$, each output \hat{s}_i can take a continuous value $[-1, +1]$. When M is a finite value, each \hat{s}_i is called a ‘binominal spins’ which can take $-1, -1 + \frac{2}{M}, \dots, 1 - \frac{2}{M}, 1$ with a binominal distribution. We can thus introduce a ‘spin weight function’ as

$$\begin{aligned} W(\hat{s}_i) &= \text{Tr} \delta \left(M \hat{s}_i - \sum_{a=1}^M \hat{\sigma}_{ia} \right) \\ &= \frac{1}{2\pi j} \int_{-j\infty}^{+j\infty} du_i \exp(M(-u_i \hat{s}_i + \ln 2 \cosh(u_i))). \end{aligned} \quad (19)$$

The partition function \mathcal{Z} can be described as

$$\begin{aligned} \mathcal{Z} &= \prod_{i=1}^N \int_{-1}^{+1} d\hat{s}_i W(\hat{s}_i) \exp(-\beta \mathcal{H}) \\ &= M \int_{-j\infty}^{+j\infty} \prod_{i=1}^N \left(\frac{du_i}{2\pi j} \right) \int_{-1}^{+1} \prod_{i=1}^N d\hat{s}_i \\ &\quad \exp \left(M \left(\beta \sum_{i_1 < \dots < i_r} J_{i_1 \dots i_r} \hat{s}_{i_1} \dots \hat{s}_{i_r} \right. \right. \\ &\quad \left. \left. + h \sum_i \tau_i \hat{s}_i - u_i \hat{s}_i + \ln 2 \cosh(u_i) \right) \right) \end{aligned} \quad (20)$$

At the limit $M \rightarrow \infty$, the integrals over $\{u_i\}$ and $\{\hat{s}_i\}$ in Eq. (20) can be evaluated by the saddle-point method. To derive the saddle-point equations, we differentiated the exponent of

Eq.(20) by \hat{s}_i and u_i , and obtained

$$0 = \frac{\beta}{(r-1)!} \sum_{i_2=1}^N \cdots \sum_{i_r=1}^N J_{i_1 i_2 \dots i_r} \hat{s}_{i_2} \cdots \hat{s}_{i_r} + h\tau_i - u_i, \quad (21)$$

$$0 = -\hat{s}_i + \tanh u_i. \quad (22)$$

To derive Eq.(21), we assumed $J_{i_1 \dots i_r}$ was symmetric:

$$J_{i_1 \dots i_r} = J_{i'_1 \dots i'_r},$$

where the indices group $(i'_1 \dots i'_r)$ is any permutation group of $(i_1 \dots i_r)$. Moreover, we assumed self-coupled term in $J_{i_1 \dots i_r}$ equals zero:

$$J_{i_1 \dots l \dots l \dots i_r} = 0.$$

Eliminating u_i from Eqs.(21) and (22), we obtain

$$\hat{s}_i = \tanh \left(\frac{\beta}{(r-1)!} \sum_{i_2=1}^N \cdots \sum_{i_r=1}^N J_{i_1 i_2 \dots i_r} \hat{s}_{i_2} \cdots \hat{s}_{i_r} + h\tau_i \right). \quad (23)$$

For example, for $r = 3$, Eq.(23) can be denoted as

$$\hat{s}_i = \tanh \left(\frac{\beta}{2} \sum_{j=1}^N \sum_{k=1}^N J_{ijk} \hat{s}_j \hat{s}_k + h\tau_i \right), \quad (24)$$

where we assumed $J_{ijk} = J_{kij} = J_{jki} = J_{kji} = J_{ikj} = J_{jik}$, and $J_{jij} = J_{jji} = J_{jji} = 0$.

We can derive naturally a discrete synchronous updating rule:

$$s_i^{t+1} = \tanh \left(\frac{\beta}{(r-1)!} \sum_{i_2, \dots, i_r} J_{i_1 i_2 \dots i_r} \hat{s}_{i_2}^t \cdots \hat{s}_{i_r}^t + h\tau_i \right). \quad (25)$$

where s_i^t denotes the analog unit output at time t . Eq.(25) does not include any stochastic calculation, so we refer to Eq.(25) as the deterministic dynamics. When the model described by Eq. (25) reached to the equilibrium state s_i^∞ , all units should satisfy Eq. (23). Therefore, to investigate the equilibrium state of dynamics (Eq. (25)), we should use the analog Hamiltonian described by Eq.(17). From the idea of the NMF approximation, each analog unit state expressed by s_i^∞ in the equilibrium state will correspond to $\langle \sigma_i \rangle$, i.e. s_i^∞ can be regarded as the thermal average of σ_i . From Eq. (25), this model follows the deterministic dynamics, so there is no need to calculate the thermal average of a stochastic unit; the expected calculation cost is thus lower than that for the stochastic binary units model.

C. Equilibrium State Analysis

To investigate the macroscopic property, we analyzed the NMF approximated model that includes the Hamiltonian described by Eq. (17) through the “replica method”, which is

a standard statistical-mechanical analysis tool. The MPM inference corresponds to the minimization of the free energy denoted as $T[\ln \mathcal{Z}]$. Here, \mathcal{Z} is the partition function:

$$\mathcal{Z} = \text{Tr}_{\{\sigma_{ia}\}} \exp(-\beta \mathcal{H}), \quad (26)$$

where \mathcal{H} is described as Eq.(17). However, it is impossible to evaluate $[\ln \mathcal{Z}]$ in practical, we use replica trick $[\ln \mathcal{Z}] = \lim_{n \rightarrow 0} ([\mathcal{Z}^n] - 1)/n$. The n replicated partition function $[\mathcal{Z}^n]$ can be expressed as:

$$[\mathcal{Z}^n] = \text{Tr} \left(\int \prod_{i_1 < \dots < i_r} \sqrt{\frac{N^{r-1}}{J^2 \pi r!}} dJ_{i_1 \dots i_r} \right) \left(\int \prod_{i=1}^N \frac{1}{\sqrt{2\pi\tau^2}} d\tau_i \right) \times P_s(\{\xi_i\}) P_{\text{out}}(\{J_{i_1 \dots i_r}\}, \{\tau_i\} | \{\xi_i\}) \mathcal{Z}^n, \quad (27)$$

$$\mathcal{Z}^n = \prod_{\alpha=1}^n \exp \left(\frac{\beta}{M^{r-1}} \sum_{i_1 < \dots < i_r} J_{i_1 \dots i_r} \sum_{k_1, \dots, k_r} \hat{\sigma}_{i_1 k_1}^\alpha \cdots \hat{\sigma}_{i_r k_r}^\alpha + h \sum_i \tau_i \sum_k \hat{\sigma}_{ik}^\alpha \right), \quad (28)$$

where operator Tr in the last equation represents the sum over all states about $\{\hat{\sigma}_{ia}^\alpha\}$ and $\{\xi_i\}$. We analyzed this replicated partition function through the standard replica method. The replica symmetry solution can be described as

$$m = \int Dz G(z), \quad (29)$$

$$q = \int Dz G(z)^2, \quad (30)$$

$$\chi = \frac{1}{\left(\frac{\beta^2 J^2 r q^{r-1}}{2} + h^2 \tau^2 \right)^{1/2}} \int Dz z G(z), \quad (31)$$

where

$$G(z) = \tanh \left(\left(\frac{\beta^2 J^2 r q^{r-1}}{2} + h^2 \tau^2 \right)^{1/2} z + \frac{\beta^2 J^2}{2} r(r-1) \chi q^{r-2} G(z) + \beta j_0 r m^{r-1} + h\tau_0 \right) \quad (32)$$

Using these solutions, we could obtain the overlap M_o :

$$M_o = \left[\frac{1}{N} \sum_{i=1}^N \xi_i \text{sgn}(\hat{s}_i) \right] \quad (33)$$

$$= \int Dz \text{sgn}(G(z)) \quad (34)$$

If we Assume $\chi = 0$, this analysis agrees with the result obtained using stochastic binary units reported by Nishimori & Wong [6]. Thus, in our analysis, the difference in the result that arises from the reaction term $\frac{\beta^2 J^2}{2} r(r-1) \chi q^{r-2} G(z)$ in Eq.(32).

III. RESULT

In this section, we compare the theoretical and simulation results for the conventional stochastic binary model and the

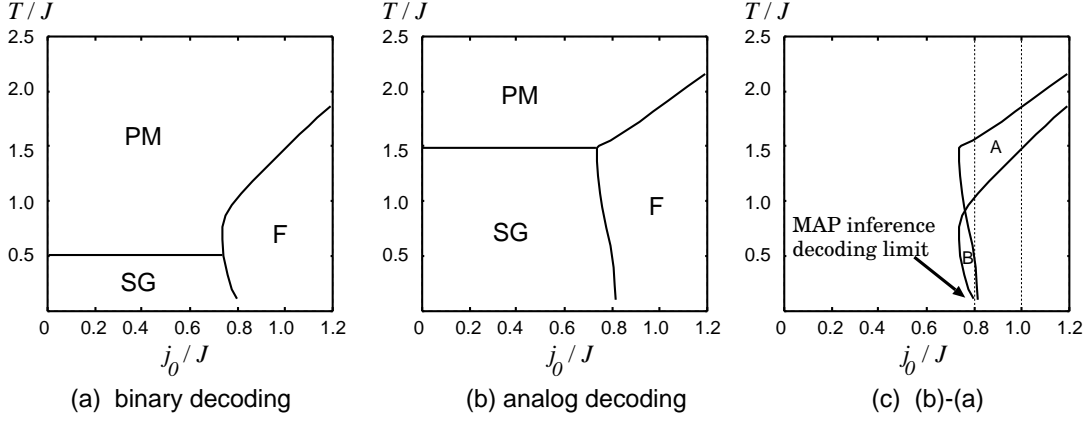


FIG. 3: Phase diagram of binary and analog models: The horizontal axis shows S/N ratio j_0/J , and the vertical axis shows the decoding temperature T/J . (a) shows the analysis result for the binary model, and (b) shows the result for the analog model. Region ‘F’ shows the retrievable area. (c) shows the difference between (a) and (b). Region ‘A’ is where the analog model is superior to the binary model and the region ‘B’ indicates the opposite.

NMF approximated (deterministic analog) model. We refer to the decoding using the MPM inference with conventional stochastic binary units as the ‘binary model’ and to the NMF approximated model as the ‘analog model’. In subsection III A, we show the analytical results for each model. In subsection III B, we compare the results from these theoretical analyses with those from computer simulations. To compare these results, we configured an environment described by several parameters having the same value; that is, $r = 3$, $h = 0$, and $J = 1$. The condition $r = 3$ means a redundant message was generated by 3-body $\xi_i \xi_j \xi_k$ where $1 \leq i < j < k \leq N$. We use $h = 0$, which means the decoding was carried out using only information \mathbf{J} corresponding to the redundant message. Thus, τ had no effect in our decoding models. Under this condition, the original message was generated by uniform prior probability Eq.(2). The redundant messages were generated by Eq.(1), and the message corruption process is described by Eq.(4).

In the simulation, to decode the original message ξ from the corrupted signals \mathbf{J} using the stochastic binary model, we used a kind of gradient descent algorithm –, that is Glauber dynamics –, to find the minimum state of the Hamiltonian H described in Eq.(11). For decoding using the analog model, we used the update rule describe in Eq.(25) to find the minimum of the free energy of the Hamiltonian \mathcal{H} described in Eq.(17).

A. The ability of NMF Approximation

Fig.3(a) is a phase diagram for the binary model with $r = 3$. In the figure, we only show the ‘replica symmetry’ solution; a more detailed solution has been given by Nishimori & Wong [6]. The x -axis shows j_0/J , which corresponds to the S/N ratio in the communication channel, and the y axis shows T/J , which corresponds to the decoding temperature. Region ‘F’, which represents the ferromagnetic state ($m > 0$ and $q > 0$),

in the figure shows the retrievable region.

Fig.3(b) is a phase diagram for the analog model using the same parameters as for the binary model. Comparing figs.3(b) and 3(a), we see that the decoding ability of the analog model looks better than that of the binary model in the high temperature region.

In Fig.3(c), region ‘A’ shows where the analog model is superior to the binary model, while region ‘B’ shows where the binary model provides better decoding ability than the analog model. The binary model is better when the S/N ratio is low, while the analog model is more robust with respect to the decoding temperature T .

B. Comparison with Computer Simulation

The theoretical results described in sec.III A, were realized in an equilibrium state, so we confirmed the validity of our theory through the computer simulations. In the simulations, we assumed a message length as $N = 100$.

In the binary model simulation, we used asynchronous Glauber dynamics. First, we randomly selected one site l , and calculated the transition probability as determined by the heat-bath method:

$$W(\sigma^t \rightarrow \mathcal{F}_l(\sigma^t)) = \frac{1}{1 + \exp(\beta(H(\sigma^t) - H(\mathcal{F}_l(\sigma^t))))}, \quad (35)$$

where the operator $\mathcal{F}_l(\cdot)$ flipped σ_l^t to $-\sigma_l^t$. The difference of the Hamiltonian $H(\sigma^t) - H(\mathcal{F}_l(\sigma^t))$ can be denoted as

$$H(\sigma^t) - H(\mathcal{F}_l \sigma^t) = 2\sigma_l^t F_l(\sigma^t) \quad (36)$$

$$F_l(\sigma) = \frac{1}{(r-1)!} \sum_{i_2, \dots, i_r} J_{li_2 \dots i_r} \sigma_{i_2}^t \cdots \sigma_{i_r}^t + h\tau_l \quad (37)$$

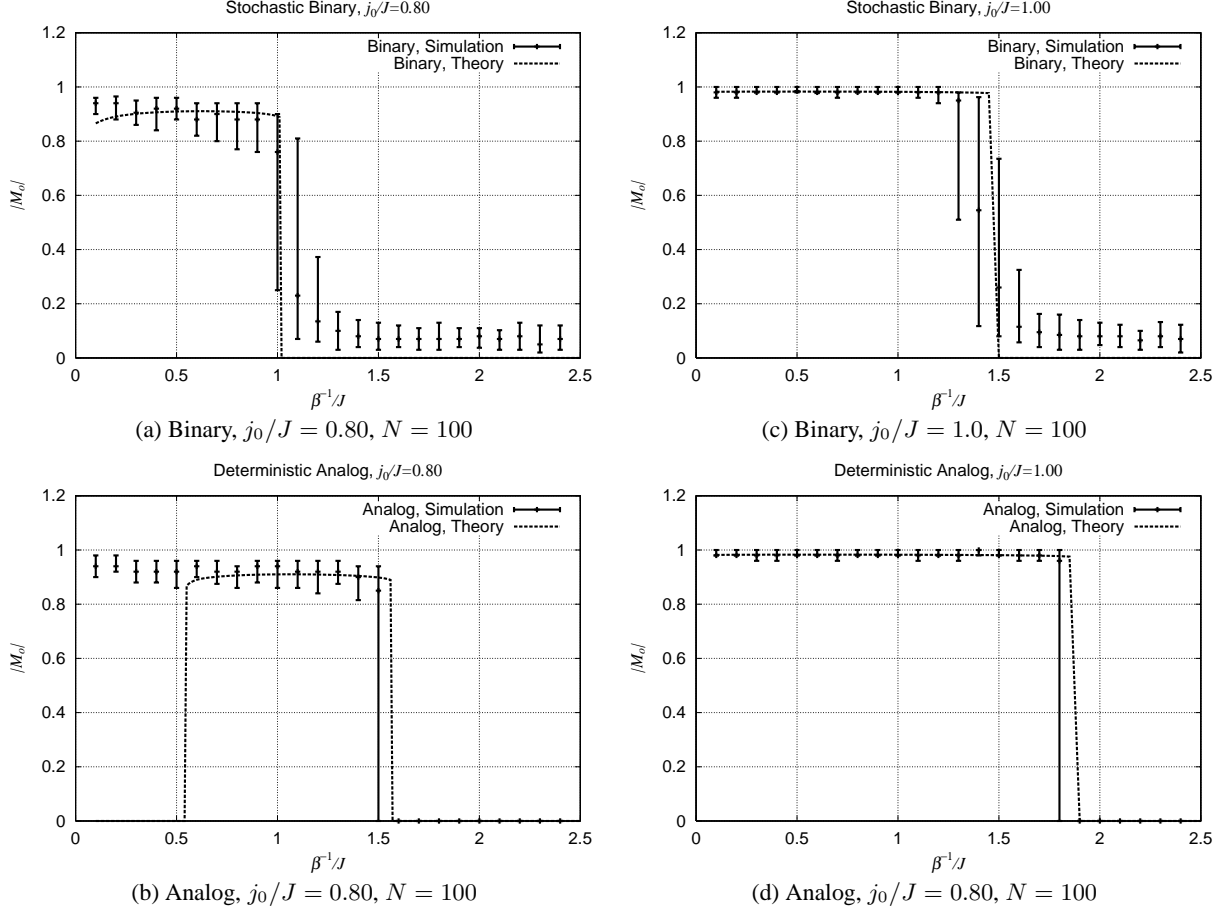


FIG. 4: Comparison with Computer simulation. The error bars in each figure represent the computer simulation results. The horizontal axis shows the decoding temperature and the vertical axis shows the absolute value of the overlap M_o . Each error bar range represents the first and third quartile deviations, and the middle point indicates the median. The dashed line in each figure shows the replica analysis result.

This is equivalent to determining the l th site probability by

$$P(\sigma_l^{t+1} = \pm 1) = \frac{1}{2} \pm \frac{\tanh(\beta F_l(\sigma^t))}{2}. \quad (38)$$

In this simulation, the initial state σ^1 was set to the true message ξ , so the simulation result indicated the stability of the true message in the model.

In the analog model simulation we used the synchronous update rule describe in Eq.(25). Thus all units were updated simultaneously. In the analog simulation, we also set the true message ξ as the initial state s^1 .

Figs.4(a) and (c) show the binary model simulation results along with the theoretical analysis results at $j_0/J = 0.8$ and $j_0/J = 1.0$, respectively. (The horizontal axis shows T/J , and the vertical axis shows the absolute value of the overlap $|M_o|$.) The computer simulation results are represented by error bars showing the quartile deviation, and the dashed line shows the theoretical analysis result. The phase transition occurred at about $T/J = 1.0$ and $T/J = 1.5$ in figs.4(a) and (c), respectively, and the results of the computer simulation agree with the theoretical analysis results.

Figs.4(b) and (d) shows the analog model simulation results along with the theoretical analysis results at $j_0/J = 0.8$

and $j_0/J = 1.0$, respectively. The computer simulation results are again represented by error-bars, and agree with the replica analysis results. In figs.4(b) and (d), the theoretical results show that the phase transition occurred at about $T/J = 1.5$ and $T/J = 1.9$, respectively. The computer simulation agreed with the analysis at such high temperatures. In the analog model, the critical temperatures, which cause the phase transition, became higher than those of the binary model. This indicates that the deterministic analog decoding model is more robust than the binary decoding model in terms of decoding ability when the receiver overestimates the decoding temperature.

However, at low temperatures in the analog model the simulation results did not agree with theoretical result (Fig.4(b)). The simulation initial state is $s^1 = \xi$, and there exist metastable states around the ξ , so the dynamics of s^t is captured by this state and the absolute overlap $|M_o|$ stays close to 1.0.

An important feature of the analog model simulation results shown in figs.4(b) and (d), is that the absolute value of the overlap $|M_o|$ was exactly 0 at high temperature. In the analog model, the all units value s_i exactly converged to 0 for any messages $\{\xi\}$, so we can guess whether the retrieval is failed

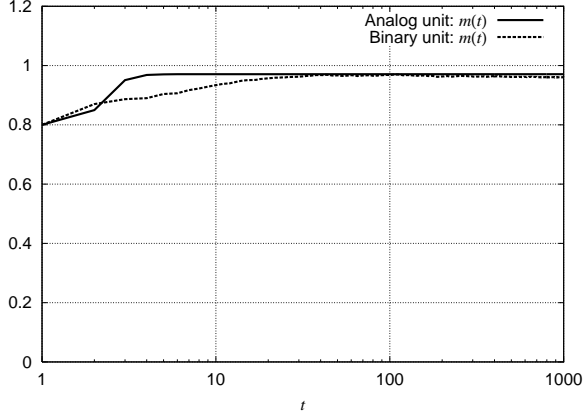


FIG. 5: Convergence of the macroscopic quantity $m(t)$: the solid line represents the analog model and the dashed line represents the binary model. $t_{\min} = 1$

or not at high temperature exceeding the retrievable limit. In practical, the ability to determine whether decoding will be finished in failure or success is a desirable feature.

C. Convergence Speed

The main advantage of the NMF approximation is the low calculation cost of convergence. Here, we discuss the convergence time that should be set in the computer simulation for each method. To calculate the thermal average in the computer simulation, we implemented

$$\overline{\langle \sigma_i^t \rangle} = \frac{1}{T} \sum_{\tau=t_{\min}}^t \sigma_i^{\tau}, \quad (39)$$

$$T = t - t_{\min} + 1, \quad (40)$$

as the thermal average, where the superscript t means discrete time and t_{\min} means the beginning of thermal average calculation. First, we observed the macroscopic quantities m^t ;

$$m^t = \begin{cases} \frac{1}{N} \sum \overline{\langle \sigma_i^t \rangle} & \text{(binary model)} \\ \frac{1}{N} \sum s_i^t & \text{(analog model: NMF approximation)} \end{cases} \quad (41)$$

In this simulation, we set the initial value s^1 and σ^1 to satisfy the overlap $M_o = 0.8$, and $t_{\min} = 1$. Fig.5 shows the dynamics of m^t . The solid line represents m^t of the binary stochastic model and the dashed line represents that of the analog deterministic model. The convergence times for the two lines seem to be of the same order.

In the MPM inference, however, we should determine each unit's value; that is, the microscopic quantity. Thus, we in-

vestigated the behavior of the thermal average of unit $\overline{\langle \sigma_1^t \rangle}$ for the binary model and s_1^t for the analog model. In the analog model, all units were updated simultaneously because we adopted synchronous updating. In contrast, we adopt asynchronous updating in the binary model. To compare the convergence time between analog unit and binary unit, we regarded N updates as one Monte Carlo step (1 MCS) for binary model, where $N (= 100)$ means the number of units in the simulation. Thus, one MCS update corresponds to one synchronous update in the analog model. Fig. 6(a) shows a typical result regarding the convergence speed for the S/N ratio $j_0/J = 1.0$ and temperature $T/J = 1.0$; we set the beginning of the thermal average calculation as $t_{\min} = 100$ MCS. The horizontal axis shows the calculation time measured by MCS, and the vertical axis shows the value of σ_1^t and s_1^t . The solid line shows typical dynamics of σ_0^t , and the dashed line shows typical dynamics of s_0^t . In macroscopic points of view, each model achieved the same overlap $|M_o|$, but in microscopic perspective, the deterministic analog model converged about over 1000 times as quickly as the stochastic binary model.

Fig. 6(b) shows the dynamics at a higher temperature $T/J = 2.2$. $\overline{\langle \sigma_1^t \rangle}$ did not converge to 0; however s_1^t seemed to be converging to exactly 0 in the early time steps. Thus, when using the analog model, we can easily predict within the early time steps whether the decoding will be finished in failure or not.

IV. CONCLUSION

In this research, we have investigated an error-correcting code that uses the MPM inference. Since the MPM inference requires many trials to calculate the thermal average for each unit, we tried to replace this operation with a form of deterministic analog dynamics called naive mean field approximation. We analyzed the decoding ability with the deterministic analog model through the replica method, and quantitatively compared it with that of the stochastic binary model suggested by Nishimori & Wong[6]. We found that the decoding ability of the deterministic analog model is superior to that of the stochastic binary model at higher temperature area. To confirm this result, we carried out a computer simulation for each model and obtained the results that agreed with our analysis results.

Acknowledgement

This work was partially supported by research grant No.15700192 of the Grant-in-Aid for Young Scientists (B) in Japan.

[1] D. C. Mattis. Solvable spin systems with random interactions. *Physics Letter A*, 56A(5), April 1976.

[2] C.E. Shannon. A Mathematical Theory of Communication. *Bell*

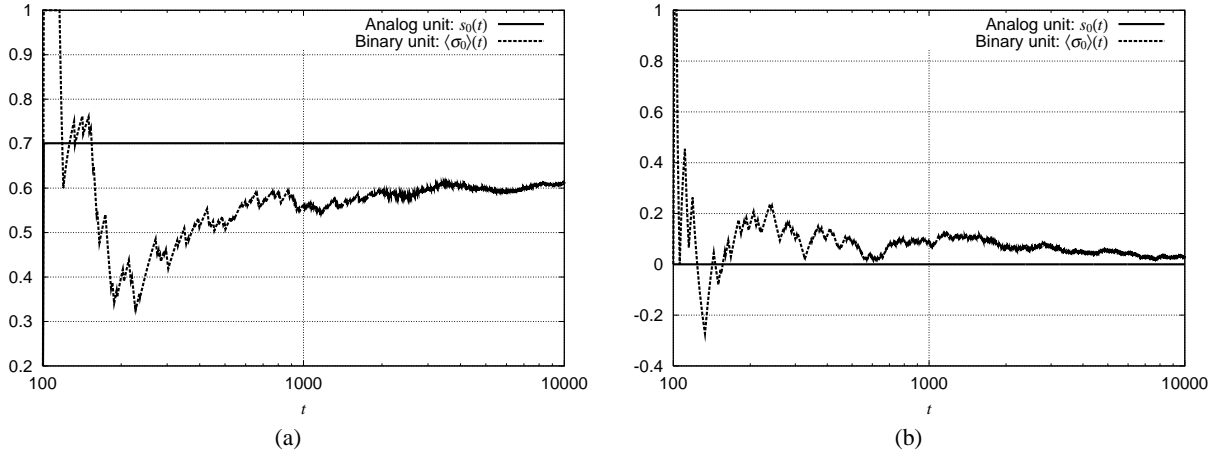


FIG. 6: Typical dynamics of $\overline{\langle \sigma_1^t \rangle}$ and s_1^t . The solid lines show the dynamics of s_1^t which converged within $t_{\min} = 100$ iterations. The dashed lines show the dynamics of $\langle \sigma_1^t \rangle$. In (a), the S/N ratio and temperature parameters were set to $j_0/J = 1.0$ and $T/J = 1.0$, respectively. The convergence of $\langle \sigma_1^t \rangle$ was slower than that of s_1^t . In (b), the temperature was set to $T/J = 1.80$; i.e., outside of the retrieval region. In this case the convergence of $\langle \sigma_1^t \rangle$ was also slow.

- System Technical Journal*, 27:379–423, 623–656, 1948.
- [3] Y. Kabashima and D. Saad. Belief Propagation vs. TAP for decoding corrupted messages. *EuroPhys.letter*, 44(5):668–674, 1999.
 - [4] P. Ruján. Finite Temperature Error-Correcting Codes. *Physical Review Letters*, 70(19):2968–2971, 1993.
 - [5] N. Sourlas. Spin Glasses, Error-Correcting Codes and Finite-Temperature Decoding. *Europhysics Letters*, 25(3):159–164, 1994.
 - [6] H. Nishimori and K. Y. M. Wong. Statistical mechanics of image restoration and error-correcting codes. *Physical Review E*, 60(1):132–144, 1999.
 - [7] A. J. Bray, H. Sompolinsky, and C. Yu. On the ‘Naive’ Mean-Field Equations for Spin Glasses. *J.Phys.C: Solid State Phys.*, 19:6389–6406, 1986.
 - [8] J. J. Hopfield and D. W. Tank. Computing with neural circuits: A model. *Science*, 233:625–633, 1986.
 - [9] H. Shouno, K. Wada, and M. Okada. Naive mean field approximation for image restoration. *Journal of Physical Society Japan*, 71(10), Oct. 2002.
 - [10] M. Vecchi, S. Kirkpatrick, C. Gelatt. Optimization by simulated annealing. *Science*, 220(4589):671–680, 1983.