

Angle-resolved photoemission spectra in the cuprates from the d-density wave theory

Sudip Chakravarty, Chetan Nayak, and Sumanta Tewari

Department of Physics and Astronomy, University of California Los Angeles, Los Angeles, CA 90095-1547

(Dated: January 17, 2002)

Angle-resolved photoemission spectra present two challenges for the d-density wave (DDW) theory of the pseudogap state of the cuprates: (1) hole pockets near $(\pi, 0)$ and $(0, \pi)$ are not observed, in apparent contradiction with the assumption of translational symmetry breaking, and (2) there are no well-defined quasiparticles at the antinodal points, in contradiction with the predictions of mean-field theory of this broken symmetry state. Here, we show how these puzzles can be resolved.

PACS numbers:

At first glance, the d-density wave (DDW) proposal for the pseudogap state of the cuprates¹ seems to naturally explain the principal anomaly in photoemission spectra in this state: the existence of a gap with $d_{x^2-y^2}$ symmetry without superconductivity. However, since DDW order breaks translational symmetry, thereby splitting the Brillouin zone into two magnetic Brillouin zones, the Fermi surface in the first magnetic Brillouin zone should be duplicated in the second magnetic Brillouin zone. Thus, the Fermi surface consists of hole pockets, which is of importance in understanding a number of experiments, such as superfluid density², Hall number³, etc. However, in angle-resolved photoemission spectroscopy (ARPES) in hole-doped cuprates, Fermi arcs (not hole pockets) are observed⁴. There is spectral weight in the first, but not the second magnetic zone. In this paper, we show from a careful analysis that Fermi arcs rather than hole pockets are indeed the consequences of the DDW theory in ARPES.

A second important aspect of the proposal of a broken symmetry state, even one of an unusual variety, is that it is expected to support electronic quasiparticles which are essentially Fermi-liquid like, as they are in a BCS superconductor. However, from ARPES in underdoped samples no peak is observed at the antinodal points in the normal state, but one appears in the superconducting state upon cooling.⁴ This observation also finds a natural explanation within our theory.⁵ We show that the antinodal quasiparticles, being relatively high-energy excitations, decay by creating particle-hole pairs along the Fermi arcs in the DDW state. In contrast, in the d-wave superconducting state (DSC), or in the coexisting DDW and DSC state, the Fermi arcs shrink to points, and the decay rate is considerably reduced, resulting in a peak in the spectral function. This reduction is bolstered by the suppression of the decay matrix element by the superconducting coherence factors.

The explanation discussed here involves interaction between quasiparticles, whose absolute magnitude is set by a reasonable Hubbard-like interaction of magnitude 1.5 eV, but the precise magnitude is of not much consequence. There may be other sources of broadening of the quasiparticle peak, including fluctuation effects, bilayer splitting, fractionalization, etc., which we do not address here. We merely wish to point out that within the sim-

plest mean-field picture of DDW, there are no obvious puzzles.

In our mean-field analysis, and indeed in many theories, the nodal quasiparticles, or excitations at the Fermi arcs, should in principle be sharp, which is not entirely in keeping with ARPES, although a fairly well-defined peak is observed both above and below the superconducting transition temperature, T_c . It remains to be seen if the present experimental situation changes with time or not.

To establish our notation, we begin with a brief summary of the mean-field theory of DDW. The Hamiltonian H can be simply written in the first magnetic zone by introducing the Pauli matrices σ_x, σ_z , the identity matrix I , a row vector $\vec{y}_k = (\frac{y_k}{2}; i\frac{y_{k+Q}}{2})$, and its Hermitian adjoint. The electron destruction operators of momentum k and spin are c_k , and the momentum $Q = (\pi, \pi)$. Thus, $K = H/N$ is given by

$$K = \sum_k \begin{pmatrix} y_k & + \\ k & k \end{pmatrix} I + \frac{y_k}{2} \sigma_z + W_k \sigma_x \quad (1)$$

Here μ is the chemical potential and N is the number operator. Note that K is complex Hermitian, reflecting broken time reversal symmetry. In the first magnetic zone, it is convenient to define $\epsilon_k = \frac{1}{2} [\epsilon_k - \epsilon_{k+Q}]$, where ϵ_k is the electronic band structure. A standard Bogoliubov transformation diagonalizes the Hamiltonian, but since I commutes with σ_x and σ_z , $\frac{y_k}{2}$ can not enter the coherence factors, which are

$$\frac{u_k^2}{v_k^2} = \frac{1}{2} \left(1 - \frac{\epsilon_k}{E_k} \right) \quad (2)$$

where $E_k = \sqrt{(\epsilon_k)^2 + W_k^2}$. The coherence factors must trade places as $k \rightarrow k+Q$, which is a consistency check as to why they cannot be functions of $\frac{y_k}{2}$. The energy eigenvalues are:

$$E_k = \pm E(k) \quad (3)$$

The DDW gap is assumed to take the form:

$$W_k = \frac{W_0(\Gamma)}{2} (\cos k_x - \cos k_y) \quad (4)$$

The electron spectral function in a crystal need not be invariant under translation by a reciprocal lattice vector.

In fact, it is weighted by the Fourier transform of the relevant Wannier orbitals. If the Wannier orbitals are δ -functions, the spectral weight is the same in all Brillouin zones. On the other hand, if the Wannier orbital is spread out spatially, then the spectral weight in higher Brillouin zones will be very small, and $I(\mathbf{k} + \mathbf{G}) \approx I(\mathbf{k})$, where $I(\mathbf{k})$ is the angle-resolved photoemission intensity. In the DDW state, the unit cell has been doubled. The coherence factors $u_{\mathbf{k}}, v_{\mathbf{k}}$ tell us how the two sites within the unit cell are superposed, so $v_{\mathbf{k}} = u_{\mathbf{k}}$ plays the role of the Wannier function. The corresponding spectral function in the DDW state is:

$$\frac{A(\mathbf{k})}{2} = u_{\mathbf{k}}^2 \delta(E_{\mathbf{k}} - E_F) + v_{\mathbf{k}}^2 \delta(E_{\mathbf{k}} + E_F) \quad (5)$$

Consider $\mu < 0$, the case of hole doping, such that the chemical potential lies entirely in the valence band, so that $E_{\mathbf{k}}^+ > 0$. Then the ARPES intensity is

$$I(\mathbf{k}) / n_F(E_F) v_{\mathbf{k}}^2 \approx E_{\mathbf{k}}^+ \quad (6)$$

Since $v_{\mathbf{k}+\mathbf{Q}} = u_{\mathbf{k}}$, the photoemission intensity in the first and second magnetic zones differ only by these coherence factors:

$$I(\mathbf{k}) / n_F(E_F) v_{\mathbf{k}}^2 \approx E_{\mathbf{k}}^+; \quad (7)$$

$$I(\mathbf{k} + \mathbf{Q}) / n_F(E_F) u_{\mathbf{k}}^2 \approx E_{\mathbf{k}}^+; \quad (8)$$

For \mathbf{k} in the first magnetic zone (i.e. for $\mathbf{k} + \mathbf{Q}$ in the second magnetic zone), $u_{\mathbf{k}}$ vanishes when $W_{\mathbf{k}}$ vanishes. In other words, the photoemission intensity in the second magnetic zone vanishes along the diagonals. For wavevectors close to the diagonals, the intensity goes as $W_{\mathbf{k}}^2$. Thus, the outer section of the hole pockets will have small or even vanishing spectral weight, and may not be detected in ARPES experiments. The spectral weight at a typical point on the outer part of a hole pocket will depend on various details, including the band structure, the precise angular dependence of the DDW gap, etc.

A commonly-used model for the band structure is given by

$$E_{\mathbf{k}}^+ = 4t^0 \cos k_x \cos k_y; \quad (9)$$

$$E_{\mathbf{k}}^- = 2t(\cos k_x + \cos k_y); \quad (10)$$

A generic parameter set is $t = 0.3$ eV, $t^0/t = 0.3$, $\mu = 0.3$ eV; with this set of parameters, the doping level is 14.3%. The Fermi surface with a typical value of $W_0(0) = 0.06$ eV consists of four hole pockets as shown in Fig. 1. The corresponding $v_{\mathbf{k}}^2$ appearing in the photoemission intensity is shown in Fig. 2. It is clear that only half of the hole pockets will be visible in the ARPES spectra, resulting in Fermi arcs, despite the fact that the actual Fermi surface consists of hole pockets.⁶ The results are similar for the second set of band structure parameters.

We now turn to a discussion of the lifetime of a quasiparticle at the antinodal region \mathbf{k} close to $(\pi, 0)$, where the free electron Fermi surface crosses the band edge. The equation that determines \mathbf{k} is obtained by solving

$$E_{\mathbf{k}}^+ + E_{\mathbf{k}+\mathbf{Q}}^+ = E_F \quad (11)$$

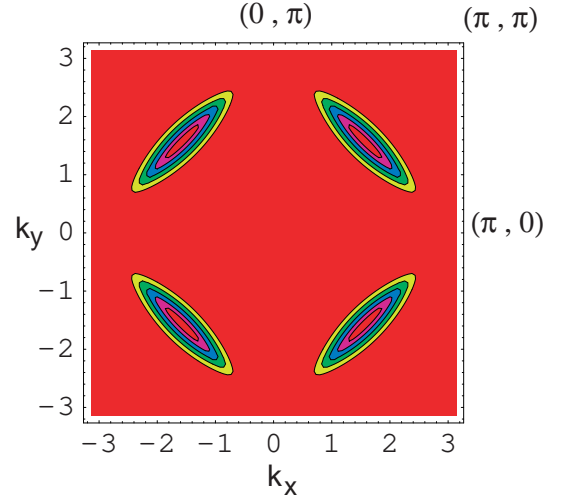


FIG. 1: The Fermi surface for $W_0(0) = 0.06$ eV. The band structure parameters are defined in the text.

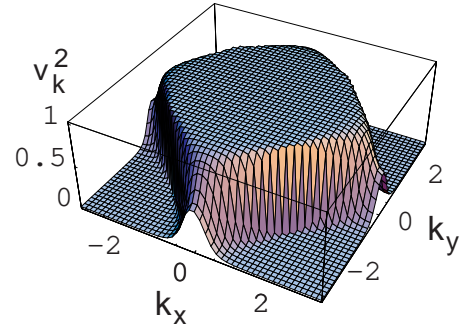


FIG. 2: The coherence factor $v_{\mathbf{k}}^2$. The parameters are the same as in Fig. 1.

for k_y . Antinodal quasiparticles at \mathbf{k} have an energy very close W_0 , the maximum of the DDW gap. Hence, they can scatter into a nearby wavevector while creating a particle-hole pair near the Fermi arcs (the inner section of the hole pockets). This is very different from the situation in the d-wave superconducting state, where there are only Fermi points, not arcs, as a result of which, there is very little phase space for low-energy particle-hole pairs. Secondly, the density of states is enhanced at the gap edge, resulting in an abundance of available phase space into which the quasiparticle can be scattered. In the superconducting state, this density of states enhancement is cancelled by coherence factors. These coherence factors reflect the fact that the quasiparticles are neutral, so they are only weakly scattered by interactions which are coupled to charge.

We will set up the lifetime calculation in full generality, assuming that both DDW and DSC order parameters are present, and then vary the size of the DSC order parameter. In order to more easily compare with experimental results, we will assume mean-field-like temperature dependence for the DSC gap so that we can display our

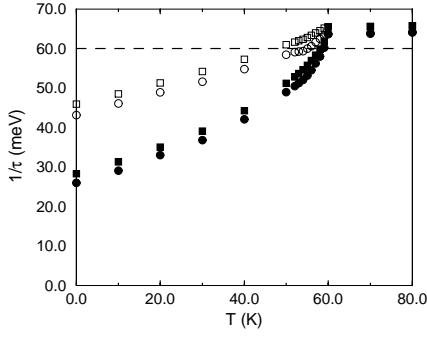


FIG. 3: The lifetime of a quasiparticle in the antinodal region at wave vector k , as defined in the text, plotted as a function of temperature. The open symbols are for without coherence factors and the solid symbols are with coherence factors. The square symbols correspond to 2 meV broadening of the energy conserving δ -function and the circles to 1 meV broadening. The electron-electron interaction parameter $U = 1.5$ eV.

It is apparent from this figure that the decay rate drops dramatically as a result of the development of superconducting order. From the calculation from model A, we see that there is a substantial drop resulting from the elimination of phase space. From model B, we see that the coherence factors reduce the decay rate further by a large amount.

The absence of an antinodal quasiparticle peak in the pseudogap state and its subsequent emergence in the superconducting state has been interpreted here as the increase of its width as T_c is approached. However, when the width becomes comparable to the quasiparticle energy, i.e. as the curve reaches the dashed line in Figs. 3, the quasiparticle concept breaks down. Once this occurs, our perturbative calculation can no longer be trusted, and it is not meaningful to assign a width or weight to the quasiparticle. What is significant is that it is possible to have a reasonably well-defined quasiparticle in the superconducting state as a result of phase space restrictions

and coherence factors, as we have found.

The broken symmetry state may or may not have well-defined quasiparticles at the single-particle gap edge. It depends on many non-universal details: the locus in momentum space, the doping level, the interaction strength, etc. Thus, the absence of a well-defined antinodal quasiparticle does not preclude a broken symmetry state. However, it may have important effects on non-universal aspects of the state, such as the temperature dependence of the order parameter which may, as a result, be strongly non-mean-field-like. Also, our calculation leaves out fluctuation effects, which must be considered in the future.

We end with three concluding remarks: (1) Although hole pockets cannot be observed in ARPES, other experimental probes can be used to look for their signature, for example, infrared Hall angle measurement in the underdoped regime.⁷ (2) Because the interlayer tunneling matrix element is so strongly peaked at $(\pi; 0)$,⁸ we expect the c-axis optical conductivity to show a strong temperature dependence at T_c given our lifetime calculation. Indeed, this is consistent with the known measurements.⁹ (3) We have not yet studied in detail the doping dependence. Nonetheless, it is possible to make a qualitative observation. There are two competing effects. As the system is moderately underdoped, the DDW order parameter must increase. Thus, the quasiparticle in the $(\pi; 0)$ regime will have higher energy, increasing its scattering rate. On the other hand, the Fermi arcs will also shrink and the phase space for particle-hole scattering will decrease. We wish to return to these issues in the near future.

C. N. has been supported by the NSF under Grant No. DMR-9983544 and the A.P. Sloan Foundation. S.C. and S.T. have been supported by the NSF under Grant No. DMR-9971138. We would like to thank Peter Armitage, Dimitri Basov, John F. Restad, Eduardo Fradkin, Koichi Hamada, Jiangping Hu, Steven Kivelson, Richard Thompson, Douglas Scalapino, Daijiro Yoshioka, and Jan Zaanen for discussions.

¹ S. Chakravarty, R. B. Laughlin, D. K. Morr, and C. Nayak, Phys. Rev. B 63, 094503 (2001).

² S. Tewari, H.-Y. Kee, C. Nayak, S. Chakravarty, Phys. Rev. B 64, 224516 (2001).

³ S. Chakravarty, C. Nayak, S. Tewari, X. Yang, Phys. Rev. Lett. 89, 277003 (2002).

⁴ See, for example, the most recent review article by A. Damascelli, Z. Hussain, Z.-X. Shen, Rev. Mod. Phys. 75, 473 (2003).

⁵ For other explanations and controversy surrounding this observation, see Ref. 4.

⁶ A similar conclusion has been reached from an entirely different perspective by K. Hamada and D. Yoshioka, Phys. Rev. B 67, 184503 (2003).

⁷ H. Drew, private communications.

⁸ S. Chakravarty, A. Sudbo, P. W. Anderson, and S. Strong, Science 261, 337 (1993).

⁹ D. N. Basov, C. C. Homes, E. J. Singley, M. Strongin, T. Timusk, G. Blumberg, and D. van der Marel, Phys. Rev. B 63, 134514 (2001).