

Monte Carlo Investigation of Ising Nanotubes and Nanostrips

Carlos García, María Felisa Martínez and Julio A. González

Departamento de Física de Materiales C-IV, Universidad Autónoma de Madrid,
Cantoblanco 28049 Madrid, Spain

Abstract. Monte Carlo simulations of the magnetization temperature dependence in $D \times L$ nanotubes (periodic lateral boundary conditions) and nanostrips (free lateral boundary conditions) with $D = 8, 16, 32, 64$ and $L \leq 5000$ have been performed. The apparent critical temperature was determined using the Binder Cumulant method (crossing of data for $D \times L$ with data for $D \times 2L$) and it was found to be $T_c = 0$ for small D values ($D < D_c$), as it might have been expected. No scaling of $M L^{-\beta}$ vs $(T - T_c)L^{1/\nu}$ with $(T - T_c)L^{1/\nu} = \frac{T - T_c}{T_c}$ was fulfilled. However with $(T - T_c)L^{1/\nu} = e^{4(T - T_c)}$ ($T_c = 0$ for $D < D_c \approx 6$), instead of $(T - T_c)L^{1/\nu} = \frac{T - T_c}{T_c}$; scaling did hold. For $D \geq D_c$ the Binder Cumulant method produced clear phase transitions at $T_c = T_c(D)$ ($d = 2$); and susceptibility peaks were also observed. (Note that T_c is a non-universal quantity). The effective critical exponents did show a crossover towards one dimensional behaviour. The evolution of the apparent effective dimensionality (as defined by the effective critical exponents) for nanotubes and nanostrips as a function of D can be interpreted in analogy with what happens in thin films of thickness $D \times L$: the effective exponents go from $\nu_{eff,m}(D = D_c) = 0$ to $\nu_{eff,m}(D = D_c) \approx 1/8$ and from $\nu_{eff,m}(D = D_c) = 0$ to $\nu_{eff,m}(D = D_c) \approx 1/15$ but, eventually, for $L \rightarrow \infty$, and for T extremely close to $T_c(D)$, both $\nu(D)$ and $\nu_{eff,m}(D)$ cross over to $\nu(d = 1) = 0$, $\nu_{eff,m}(d = 1) = 0$, respectively as expected. However our Monte Carlo investigation did produce the novel result that there is a critical thickness, $D = D_c = 6$ associated with a certain apparent effective dimensionality, which separates nanotubes with $D \leq D_c$ (for which $T_c(D) = 0$) from nanotubes with $D > D_c$, for which $T_c(D)$ is finite and positive.

PACS numbers: 75.40.Mg, 05.10.Ln, 64.60.Fr, 05.50.+q

1. Introduction

Phase transitions in Ising systems with thin film geometry have been studied by many authors using series expansion, renormalization group and Monte Carlo calculations [1]–[11]. Attention was focused on the evolution of the effective critical exponents at the vicinity of the critical temperature T_c , with the aim of determining the universality class of the thin films. The thickness dependence of the film critical temperature was analyzed by means of numerical finite size Monte Carlo simulations [1, 7, 10], using free and periodic boundary conditions at the surfaces of the plates. It was found [12, 13] that, for periodic boundary conditions, the $T_c(D)$ scaling prediction for systems intermediate between $d = 2$ and $d = 3$, given by

$$1 - \frac{T_c(D; L)}{T_c(d=3)} \sim L^{-\nu} / D^{\nu} ; \quad \frac{1}{d=3} \quad (1)$$

holds, where $\nu_{d=3} = 0.63$ is the correlation length exponent for three dimensional Ising systems.

The scaling of the data and the crossover observed in effective critical exponents, which is due to the fact that the correlation length is sensing a finite thickness ($D \sim L$) as the temperature goes towards T_c ; demonstrated unambiguously that thin films belong to the two dimensional ($d = 2$) universality class.

In this study we examine Ising systems with geometries intermediate between one dimensional and two dimensional, with the same purpose in principle, as in the investigation of thin films. Short-ranged isotropic Ising systems with a locally square lattices were investigated. In the case of $d = 1$ -like systems it is clear that the determination of T_c , which is a non universal quantity, can be difficult as D approaches 1, because the phase transition in a $d = 1$ -finite Ising system is attained only at $T_c = 0$ and the exponents ν and β for the $d = 1$ Ising system are equal to zero in that limit. However this does not preclude the possibility that $T_c > 0$ for beyond a given D and effective critical exponents $\nu_{eff}(D) > 0$ and $\beta_{eff}(D) > 0$ appears which should eventually crossover towards $\nu = 0$ and $\beta = 0$ as T approaches $T_c(D)$ very closely.

Before presenting the results of our MC investigation let us anticipate what is expected to be analogous in the behaviour $M(T)$ for strips of fixed width D and the behaviour $M(T)$ for films of fixed thickness D , and what may be expected to be different. For strips we may expect that, at least for large enough widths D , there is a real phase transition with a $T_c(L \sim D)$ approaching $T_c(d = 2) = 2.269118\dots$ in the same way as for films of large enough $T_c(L \sim L \sim D)$ was approaching $T_c(d = 3) = 4.5115\dots$. This reflects the fact that even though strips of fixed finite D and length $L \gg 1$ belong certainly to the $d = 1$ universality class, the transition temperature is not a universal quantity and there for T_c may be zero for a while with D increasing from $D = 2; 3; 4\dots$, but it is not necessarily so for large enough D values. On the contrary for very large D values, $T_c(D)$ must be expected to approach $T_c(d = 2)$. We can expect in both cases, whenever $T_c > 0$, that effective maximum critical exponents $\nu_{eff,m}$ and $\beta_{eff,m}$ can be determined for given D values, but also that for large enough L and temperatures

very close to $T_c(D)$ the effective critical exponents crossover to their one dimensional respective values ($\nu = 0$ and $\beta = 0$) for any D , in analogy with what happens with $\ln s$ [9]–[11].

The difference between strips and $\ln s$, however, is that in the former $T_c(d=1)=0$ and there is nothing that precludes $T_c(D)=0$ in a certain range of D values, *i.e.* $D < D_c$: In contrast $T_c(d=2)=2.269118$ is non-zero from the beginning and $\ln s$ with small thickness D must be expected to grow from this T_c value from the very beginning. In the other words, $T_c(D)$ a non universal quantity may have a threshold $D = D_c$ beyond which and only beyond which $T_c(D)$ becomes positive and growing with D :

2. Results

In this work numerical finite size simulations of phase transitions in $D \times L$ Ising systems ($D \leq L$) with free and periodic boundary conditions have been performed to investigate the width dependence of the critical temperature if any of strips and tubes. Metropolis [14] and Wolff single cluster methods [15] were used to perform Monte Carlo investigations of the temperature dependent magnetization $M(T)$ in systems of width $D = 8, 16, 32, 64$ and lengths $100 \leq L \leq 5000$. Periodic boundary conditions were always used along the L direction to delete secondary boundary effects, while the conditions along the width (perpendicular to the L direction) of the system were modified from free to periodic in order to analyze boundary effects. Our analysis however concentrates on results obtained using periodic boundary conditions.

The parameters of the algorithm (thermalization time, relaxation time and number of states for the energy count) were increased until finding that the main results did not change appreciably as these values were further increased and as it was confirmed that good statistics were obtained. The calculations involved 140000 Monte Carlo steps per spin for each data value (each temperature or each field). It may be noted that changing from 50000 MC steps to 140000 MC steps no noticeable improvements were observed. To reduce the critical slowing down as much as possible at the vicinity of the critical point we used a Wolff single cluster algorithm. Initial conditions at a given temperature were taken from the equilibrium conditions at the previous temperature. A description of the random number generator used may be found in [16].

Taking into account that T_c may be positive beyond a certain D as explained above, we have investigated (i) the critical temperature dependence as a function of the width D , by simulating $D \times L$ systems to locate $T_c(D; L \rightarrow \infty)$, which for D larger than some $D = D_c$ is expected to be non-zero, (ii) the scaling of the magnetization data for two or more different L values with a constant D , using [17] $M = e^{-4\beta J T_c(D)}$ for $D < D_c$ and $M = \frac{T - T_c(D)}{T_c(D)}$ for $D > D_c$, in the corresponding scaling variable.

The apparent critical temperature for each strip (free boundary conditions) or nanotube (periodic boundary conditions) of width D , *i.e.* $T_c(D; L \rightarrow \infty)$ was determined using the Binder Cumulant [18] U_L for two or more different L values (See below). We

did find that the crossing temperature between the U_L curves for a constant width D was strongly dependent of L for small D values. The L dependence of the Binder Cumulant U_L crossings for tubes and strips of width D is much more pronounced than the same dependence for thin films with thickness D [10] but, eventually, as shown in Figure 1 below, it becomes stabilized for large L . Apart from possible corrections to scaling, this dependence on L may be connected with the fact that the Binder Cumulant is defined for second order phase transitions with an exponent $\neq 0$, while our systems, for small enough D 's, are approaching the linear chain critical behaviour, for which $\nu_{d=1} = 0$. The value of U_L becomes increasingly difficult to determine exactly for smaller D 's because the crossing occurs at the magnetization saturation region, but the crossing becomes increasingly ambiguous for $D \rightarrow D_c$.

We can check the U_L crossings obtained with $D = L$ and $D = 2L$, to define a "crossing critical temperature" $T_c(D; L)$. This "crossing critical temperature" seems to approach a fixed $T_c(D) \neq 0$ as $L \rightarrow \infty$, for $D > D_c$. Figure 1 shows that the "crossing critical temperature" obtained with the $D = L$ and $D = 2L$ systems for $D > 6$ tends to a fixed temperature value $T_c(D)$ as $L \rightarrow \infty$ in such a way that $0 \leq T_c(D) \leq T_c(d=2)$ with $T_c(d=2) = T_c(D=1) = \frac{1}{2} \ln(1 + \sqrt{2}) = 2.269185314$ as given by Onsager [19]. An inset in Figure 1 shows a triple crossing for $D = 64$.

The evolution of $T_c(D; L)$ for increasing width D can be fitted approximately by means of an exponential. We take $T_c(D)$, the transition temperature, as the extrapolated value at $L \rightarrow \infty$. Table 1 gives the $T_c(D)$ values for periodic and free boundary conditions using the method described above. Again, we may note that $T_c(D)$ is well defined but always somewhat overestimated in this way. It may be noted that the transition temperature $T_c(D)$ for the same D value is higher for systems with periodic boundary conditions than for systems with free boundary conditions, i.e. the nanotubes require more thermal energy than the strips to undergo the phase transition, because their spins are more strongly bound due to the more stringent boundary conditions.

It is true that the Binder Cumulant method, in particular the Binder Cumulant method crossing $M(T)$ data for two or more finite size lattices, f.i. $D = L; D = 2L; D = 4L \dots$ is a phenomenological method but it is well grounded in general scaling arguments and, used with appropriate care, produces very reliable results. Figure 1 shows that it is necessary to go to relatively large nanotube and nanostrip lengths in order to stabilize the crossing temperature, but, of course, $T_c(D)$ begins to become very well defined as D grows beyond $D_c = D_c$.

As shown below to scale data properly for $D \leq 6$ it is necessary to use $T_c(D) = 0$, corresponding with Binder Cumulant but crossing at $T = 0$. We might say that $D = 6$ corresponds to a certain intermediate effective dimensionality $1 < d < 2$, as discussed below in more detail.

Figure 2 gives $1 - \frac{T_c(D)}{T_c(d=2)}$ vs D for periodic (full circles) and free (open circles) boundary conditions in a log-log representation. The difference between both sets of points shows the effects of the boundary conditions on the critical temperature. An inset in Figure 2 shows a susceptibility peak for $D = 64$. Note that the scaling prediction for

systems of dimensions $D \times L$ is

$$1 - \frac{T_c(D; L)}{T_c(d=2)} \sim \frac{1}{D} \quad ; \quad \frac{1}{d=2} \quad ; \quad d=2 = 1 \quad (2)$$

and it does only hold for widths larger than $D \geq 6$. This is in contrast to the thin limit case [10], in which the corresponding scaling prediction Equation (1) was fulfilled at any thickness with periodic boundary conditions. Thus, this plot serves to identify empirically $D = 6$, below which all strips are effectively equivalent to linear chains for most practical purposes.

Figure 3 shows a plot of $T_c(D)$

$$T_c(D) = T_c(d=2) \left(1 - e^{-m \frac{D}{D-1}} \right) \quad (3)$$

to data for $D = 16; 32; 64$ (see Table 1) obtained with $D = 6; m = 0.353 \pm 0.011$. These T_c values are used later for scaling purposes.

We may note that the Binder Cumulant crossings are always close to $2=3$. This means that the values found are almost equal to the $d = 1$ Binder Cumulant value. In all cases the values found are always far from the $d = 2$ Binder Cumulant value [20]. This fact implies that the universality class of the nanotubes (and nanostrips) must be $d = 1$. This fact does not preclude the existence of effective critical exponents. In order to investigate the scaling behaviour of nanotubes with D from $D = 2$ to $D = 16 > D = 6$, we can use the following procedure: (a) for $D \geq 6$ we may take $T_c = 0$, and note that the appropriate scaling variable for β is $\beta = e^{4/T}$ (identical to the case of the one dimensional chain). We note that $\beta_{d=1} = 0$ and $1/\beta_{d=1} = 2$ did not scale properly for all D values. Then we did try different values for β_{eff} and $1/\beta_{eff}$: $\beta_{eff} = 0$ was correct for all $D < D_c$ and $1/\beta_{eff}(D)$ was found to be $1/\beta_{eff}(2) \approx 0.897 \pm 0.005$; $1/\beta_{eff}(4) \approx 0.371 \pm 0.003$; (b) On the other hand, for $D \geq D_c$ $T_c(D) \neq 0$, as given by Equation (3), and scaling was properly obtained with $\beta = \frac{\beta(T_c(D))}{T_c(D)}$ using $\beta_{eff}(6) \approx 0.034 \pm 0.001$ and $1/\beta_{eff}(6) \approx 0.176 \pm 0.005$; $\beta_{eff}(8) \approx 0.0425 \pm 0.001$ and $1/\beta_{eff}(8) \approx 0.203 \pm 0.003$; and finally $\beta_{eff}(16) \approx 0.040$ and $1/\beta_{eff}(16) \approx 0.247$: This is illustrated in Figures 5-9. It may be noted that for $D = 32$ and $D = 64$ the nanotubes (or nanostrips) begin to show that D is not properly $D \times L$ with our data, $L = 500; 1000$, and the transition begins to appear less well defined, specially for the lower L value.

Using the one dimensional chain scaling $\beta = e^{4/T}$ instead of $\beta = \frac{\beta(T_c)}{T_c}$ for $D < D_c$; we can check that the exponent β_{eff} evolves from $\beta_{eff, d=1} \approx 1/2$ towards $\beta_{eff}(D) \approx 1$ as D increases. For $D \geq D_c$, $\beta_{eff}(D)$ decreases towards $\beta_{eff, d=2} = 7/4$.

We note once more that for $L \rightarrow \infty$ and at T approaching very closely $T_c(D)$ the effective exponents cross-over to the $d = 1$ exponents for any finite $D \times L$.

3. Concluding remarks

In conclusion, our Monte Carlo simulations show that: (a) $T_c(D)$, which is a non-universal quantity, is $T_c(D) = 0$ for $D < D_c = 6$, and $T_c(D) > 0$; It is well

approximated by Equation (3), being always smaller than $T_c(d=2) = 2.269185314$; for $D = 6$; (b) the universality class of nanostrips and nanotubes is one-dimensional but their phase transitions behaviour shows a qualitative change at the critical dimensionality $D = 6$. Strips and tubes with very large D comparable to L are characterized by effective critical exponents approaching those of two-dimensional systems.

It is clear that strips and nanotubes with D finite must be considered always one-dimensional systems. However our data show that regarding the transition temperature $T_c(D)$, there is a definite change of behaviour at $D = 6$: A closer analysis of the dependence on D of the effective critical exponents is left for further investigation.

It should be very profitable to investigate the temperature dependence of the magnetization by means of exact transfer matrix calculations, possible in principle for D values up to $D > D^* = 6$. For $D = 2$ such calculations confirm unambiguously that the universality class is the same as for the linear chain ($D = 1$) with $T_c(D = 2) = 0$ but it would be interesting to see what happens for increasingly higher values. Valuable information could be obtained in this way on the characteristics of the phase transition and perhaps on the functional form of the scaling function. This is left for further work.

We hope to have shown here that Monte Carlo methods properly used, limited as they are, can provide very useful information on the phase transition features of low dimensionality Ising systems such as nanotubes and nanostrips.

Acknowledgments

We gratefully acknowledge financial support from DGICYT for grant BFM 2000-0032, and a Universidad Autonoma de Madrid fellowship (C. Garcia). We want to thank C. Arago for help and advice.

Table 1. Critical temperature (Binder Cumulant) for nanostrips and nanotubes.

D	D = 1	D = 8	D = 16	D = 32	D = 64	D = 1
$T_c(D)_{\text{nanotubes}}$	0	1.050	1.558	1.876	2.078	2.269
$T_c(D)_{\text{nanostrips}}$	0	0.929	1.407	1.812	2.035	2.269

References

- [1] Binder K, Thin Solid Films 20, 367 (1974).
- [2] Capehart T W and Fisher M E, Phys. Rev. B 13, 6021 (1976).
- [3] Fisher M E and H. Nakanishi, J. Chem. Phys. 75, 5857 (1981).
- [4] Nakanishi H and Fisher M E, J. Chem. Phys. 78, 3279 (1983).
- [5] O'Connor D and Stephens C R, Phys. Rev. Lett. 72, 506 (1994).
- [6] Janke W and Nather K, Phys. Rev. B 48, 15807 (1993).
- [7] Schielbe P, Siebentritt S and Rieder K-H, Phys. Lett. A 216, 20 (1996).
- [8] Binder K and Landau D P, Phys. Rev. Lett. 52, 318 (1984).
- [9] Marques M I and Gonzalo J A, Eur. Phys. J. B 14, 317 (2000).
- [10] Marques M I and Gonzalo J A, Acta Phys. Pol. A 97 (2000).
- [11] Marques M I and Gonzalo J A, Physica A 267, 165 (1999).
- [12] Privman V in: Finite size scaling and numerical simulation of statistical systems, ed. Privman V (World Scientific, Singapore, 1990) pp.1
- [13] Fisher M E in: Critical Phenomena, Proc. Int. School of Physics "Enrico Fermi", Varenna, Italy, School LI, ed. Green M S (Academic Press, New York, 1971).
- [14] Metropolis N, Rosenbluth A W, Rosenbluth N M, Teller A H and Teller E, J. Chem. Phys. 21, 1087 (1953).
- [15] Wol U, Phys. Rev. Lett. 62, 361 (1989). Wol U, Phys. Lett. B 228, 379 (1989).
- [16] Press W H, Teukolsky S A, Vetterling W T and Flannery B P in: Numerical Recipes in Fortran (Cambridge University Press, Cambridge, 1992).
- [17] Yeomans J M in: Statistical mechanics of phase transitions (Oxford University Press, New York, 1992).
- [18] Binder K, Z. Phys. B-Condensed Matter 43, 119 (1981).
- [19] Onsager L, Phys. Rev. 65, 117 (1944).
- [20] Landau D P and Binder K, Phys. Rev. B 31, 5946 (1985).

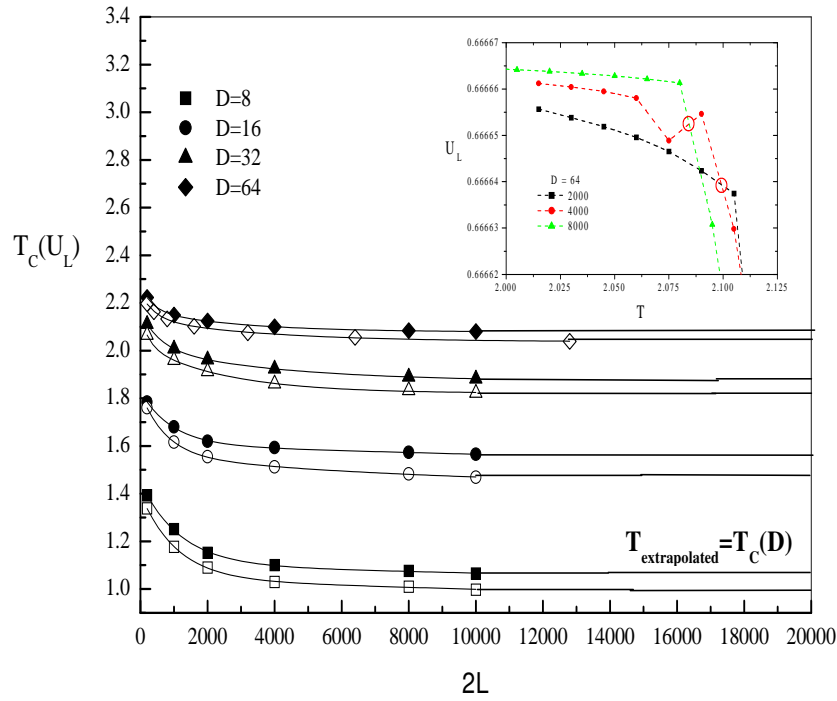


Figure 1. Crossing critical temperature for $D = L$ and $D = 2L$, as a function of $2L$ for nanotubes and nanostrips of width $D = 8, 16, 32, 64$. The extrapolated temperature value at $L \rightarrow \infty$ is defined as $T_c(D)$. The full and open circles correspond to nanotubes (periodic boundary conditions) and to nanostrips (free boundary conditions) respectively. The inset illustrates crossing of two Binder Cumulants $L = D, 2L = D, 4L = D$. For $L \rightarrow \infty$ we could expect that the crossing take place at close temperatures.

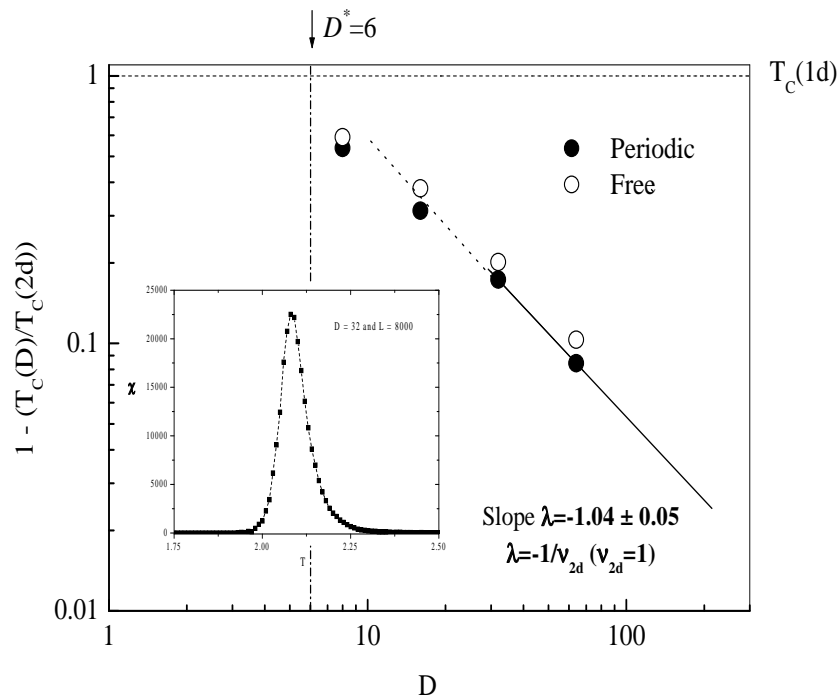


Figure 2. Width dependence of the critical temperature for nanotubes (periodic boundary conditions) and for strips (free boundary conditions). The scaling prediction begins to hold for widths larger than $D^* = 6$. The inset illustrates the fact that $T_c > 0$ is accompanied by a pronounced peak in the susceptibility as a function of temperature. Note that the peak maximum appears at a temperature somewhat higher than the Binder Cumulant crossing temperature.

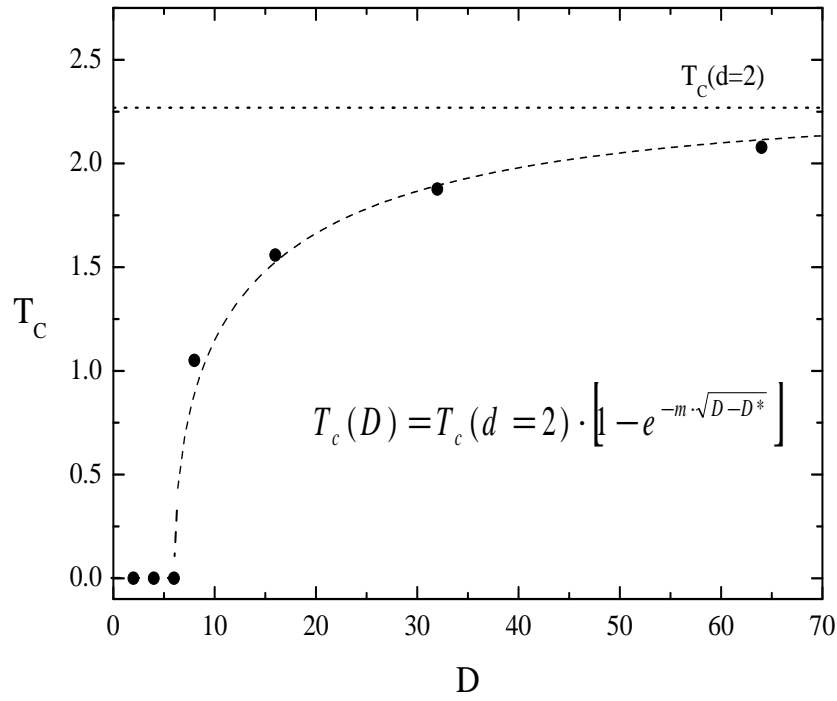


Figure 3. Transition temperature for nanotubes $T_c(D)$ as a function of width D . Data from Binder Cumulants from Table I are well fitted by the equation shown in the graph.

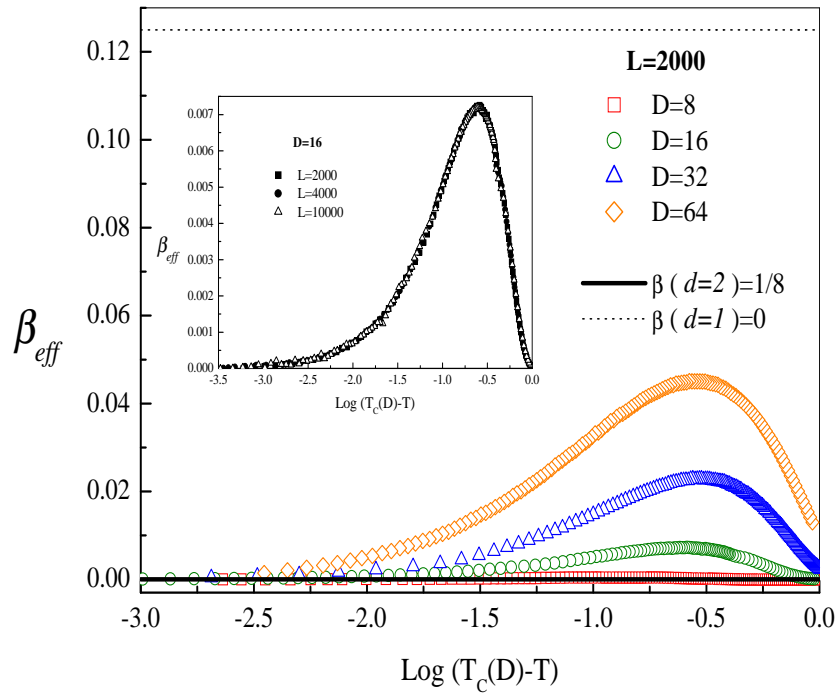


Figure 4. Effective critical exponent β_{eff} as a function of $\log(T_c(D) - T)$ for various thickness.

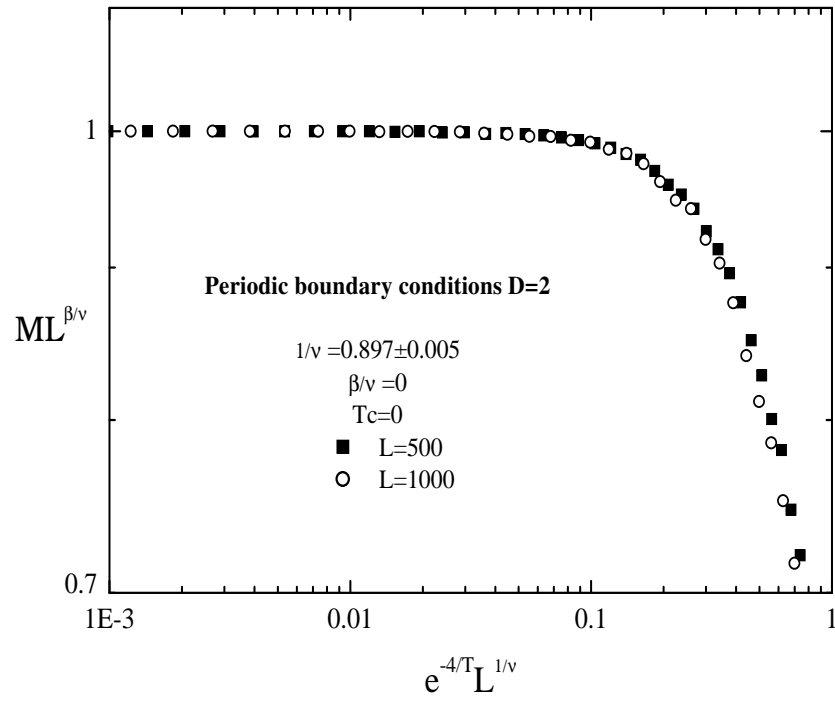


Figure 5. Scaling plot of the magnetization for nanotubes of $D = 2$ and $L = 500, 1000$ using $\mu = e^{-4/T_c}$ as scaling variable with $T_c = 0$:

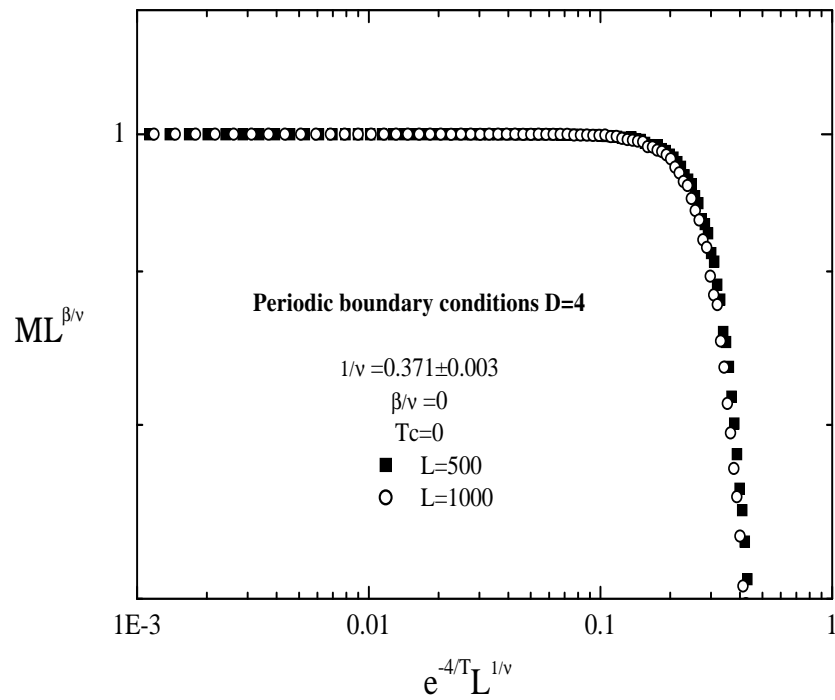


Figure 6. Scaling plot of the magnetization for nanotubes of $D = 4$ and $L = 500, 1000$ using $\mu = e^{-4/T_c}$ as scaling variable with $T_c = 0$:

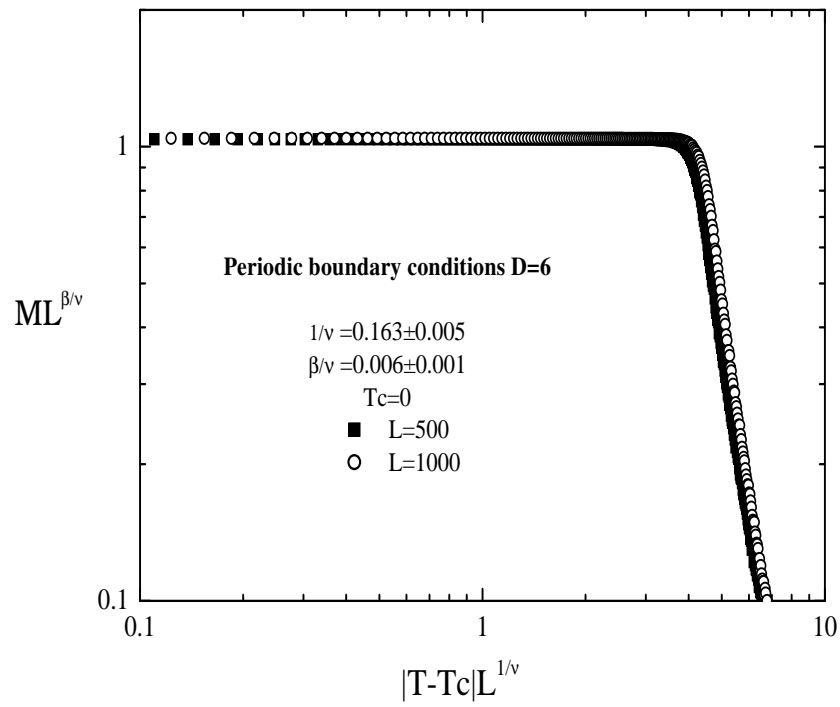


Figure 7. Scaling plot of the magnetization for nanotubes of $D = 6$ and $L = 500, 1000$ using $x = \frac{|T - T_c|}{T_c}$ as scaling variable with $T_c = 0$:

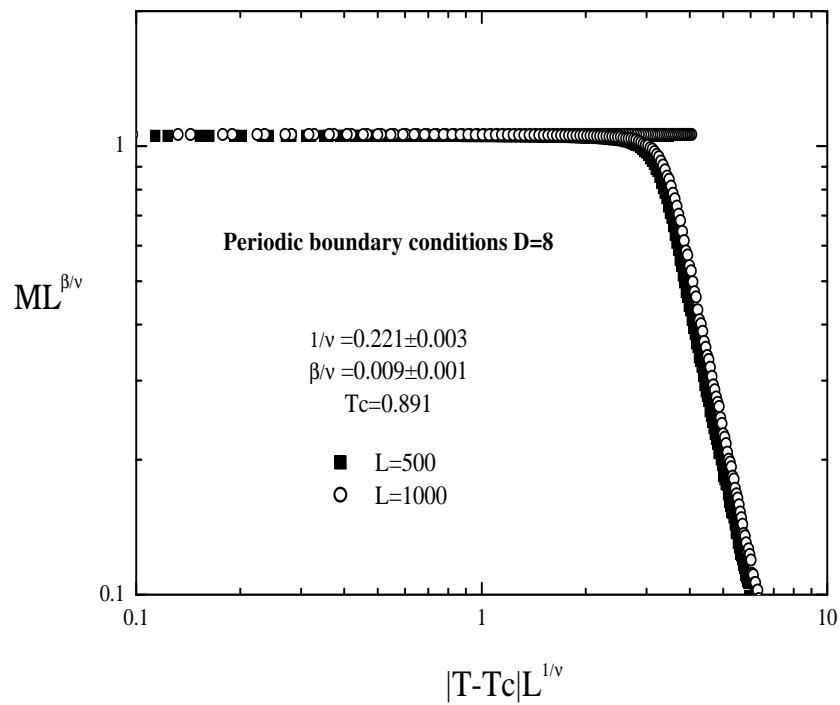


Figure 8. Scaling plot of the magnetization for nanotubes of $D = 8$ and $L = 500, 1000$ using $x = \frac{|T - T_c|}{T_c}$ as scaling variable with $T_c = 0.891$:

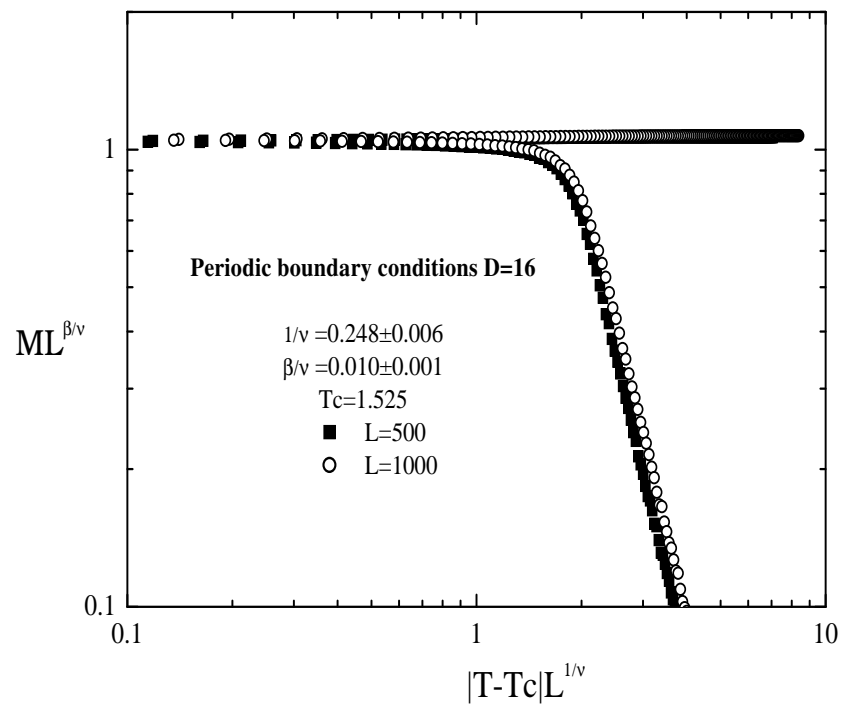


Figure 9. Scaling plot of the magnetization for nanotubes of $D = 16$ and $L = 500, 1000$ using $x = \frac{|T - T_c|}{T_c}$ as scaling variable with $T_c = 1.525$: