

## Non-soliton {soliton phase transition in a trapped one-dimensional Bose gas

Vanja Dunjko,<sup>1</sup> Christopher P. Herzog,<sup>2,3</sup> Yvan Castin,<sup>3</sup> and Maxim Olshanii<sup>1,3,4</sup>,<sup>1</sup> Department of Physics & Astronomy, University of Southern California, Los Angeles, CA 90089-0484, USA<sup>2</sup> Department of Physics, Princeton University, Princeton, NJ 08544, USA<sup>3</sup> Ecole Normale Supérieure, Laboratoire Kastler-Brossel,  
24 Rue Lhomond, 75231 Paris Cedex 05, France<sup>4</sup> Institute for Theoretical Atomic and Molecular Physics,  
Harvard-Smithsonian Center for Astrophysics, Cambridge, MA 02138, USA  
(Dated: January 9, 2002)

Following the experimental observation of bright matter-wave solitons [L. Khaykovich et al., Science 296, 1290 (2002); K. E. Strecker et al., Nature (London) 417, 150 (2002)], we develop a semi-phenomenological theory for soliton thermodynamics and find the condensation temperature. Under a modified thermodynamic limit, the condensate occupation at the critical temperature undergoes a sudden jump to a nonzero value, indicating a discontinuous phase transition. Treating the condensation as a diffusion over a barrier shows that the condensation time is exponentially long as one approaches the thermodynamic limit, and the longest near the critical temperature.

PACS numbers: 03.75.Hh, 03.75.Lm, 64.70.-p, 64.60.My, 05.30.Jp

Quantum-degenerate atomic gases are attracting attention as versatile physics laboratories with unprecedented level of experimental control [1]. Nonlinear science in particular should benefit from the study of dark [2] and bright [3, 4] matter-wave solitons [5] recently observed in one-dimensional (1D) Bose gases, whose mean-field dynamics is described by the 1D nonlinear Schrödinger equation. Much recent theoretical work on 1D matter-wave bright solitons is dedicated to explaining their formation, observed number, and dynamics [6] and to proposing new ways of generating them [7]. We shall consider instead the thermodynamics of this system, rarely of central importance in other nonlinear media.

Microscopically, a bright soliton is a many-body well-localized bound state of an attractive gas. While at zero temperature this state contains all the atoms, at sufficiently high temperature it should disappear. We describe the 1D harmonically trapped gas using a model with exactly solvable thermodynamics and show that, in a modified thermodynamic limit, the change in the bound-state population happens through a discontinuous phase transition. Our main computational result is the critical temperature, with accompanying phase diagram. Finally, we turn to metastability issues and consider condensate formation (and evaporation, above the critical temperature) as a diffusion over a potential barrier. We find that the transition time increases roughly exponentially with a parameter characterizing the proximity to the thermodynamic limit, the duration peaking near the critical temperature.

**Ground state.** The Hamiltonian for a 1D system of  $N$  attractive  $\delta$ -interacting bosons in a harmonic trap is

$$\hat{H} = \frac{\hbar^2}{2m} \sum_{i=1}^N \frac{\partial^2}{\partial z_i^2} + g_{1D} \sum_{1 \leq i < j \leq N} (z_i - z_j) + \sum_{i=1}^N U(z_i) : (1)$$

We assume the 1D coupling constant to be negative,  $g_{1D} < 0$ ; its relation to the 1D scattering length  $a_{1D}$  is  $g_{1D} = -2\hbar^2/(m a_{1D})$ . In the actual waveguide or cigar trap experiments the value of  $a_{1D}$  is governed by the 3D scattering length  $a$  and size of the ground transverse state  $a_\perp = \sqrt{2\hbar/(m \omega_\perp)}$ , namely  $a_{1D} = (a_\perp^2/2a) [1 - C(a/a_\perp)]$ , where  $C = \sum_{l=2}^\infty (l-2)j_l = 1.4603 \dots$ . Here  $j_l$  is the frequency of the transverse confinement,  $m$  is the atomic mass, and  $\zeta(x)$  is the Riemann zeta-function.

In the absence of the trapping potential the exact ground state of the Hamiltonian (1) assumes a known Bijl-Jastrow form [9, 10, 11]  $(z_1, \dots, z_N) = A \prod_{1 \leq i < j \leq N} e^{-|z_i - z_j|/a_{1D}}$ ; where  $A$  is the normalization constant. Ground state energy is then  $E_0^{\text{exact}}(N) = \frac{1}{24} m g_{1D}^2 N^3 \sim N^3$ : The center of mass of a system in this state is delocalized, although the relative motion of particles is tightly bound. If we now add a weak harmonic confinement  $U_{\text{trap}}(z) = \frac{1}{2} m \omega_z^2 z^2$ ; (where the chemical potential of the free space soliton  $m(gN)^2 \sim \omega_z^2$ ), the one-body density distribution becomes localized around the origin. In the limit of large  $N$ , mean-field theory predicts a one-body density distribution of the form  $\rho(z) = \rho_0 \cosh^2(z/\ell)$ ; where  $\rho_0 = (2\ell)^{-1}$  is the peak density and  $\ell = 2\hbar/(m gN)$  is the density profile width [10, 11].

**Model Hamiltonian.** We analyze the thermodynamics of our system using the following Hamiltonian:

$$\hat{H} = E_0(N_0) + \sum_{s=0}^{\infty} \epsilon_s \hat{a}_s^\dagger \hat{a}_s ; \quad (2)$$

where  $E_0(N_0) = \frac{1}{24} m g_{1D}^2 N_0^3$  is the soliton energy for  $N_0 \geq 1$ ,  $N_0 = N - N^0$  is the number of particles in the soliton,  $N$  is the fixed total number of particles,  $N^0 = \sum_{s=0}^{\infty} \hat{a}_s^\dagger \hat{a}_s$  is the number of noncondensed particles,  $\epsilon_s = \hbar \omega_z s$  is the one-body energy spectrum of the

1D harmonic oscillator, and  $\omega_z$  is the frequency characterizing the longitudinal confinement. The Fock vacuum for the bosonic annihilation and creation operators  $\hat{a}_s$  and  $\hat{a}_s^\dagger$ ; where  $[\hat{a}_s, \hat{a}_{s'}^\dagger] = \delta_{ss'}$ ; is the harmonic oscillator ground state. Note that the ground state of the Hamiltonian  $\hat{H}$  corresponds to all  $N$  particles being in the soliton, so that the first excited state is  $N-1$  particles in the soliton, 1 particle in the lowest harmonic oscillator state  $s=0$ . The energy spectrum thus has a gap, about equal to the chemical potential of the free space soliton, as can also be confirmed by Bogoliubov analysis [10].

By far the most "phenomenological" assumption we make is the conjecture that even at finite temperatures the condensate is not fragmented, but only depleted. This conjecture is confirmed in *ab initio* calculations for mesoscopic ( $N \approx 40$ ) numbers of atoms in a 1D box [12]. Next comes the assumption that the solitonic condensate is not deformed by the external harmonic confinement, leading to the requirement [17]  $\omega_z \ll \omega_0 = \omega_{N_0} = (gN_0)^2 \approx \omega_z^2$ . We further neglect interactions both between the noncondensed particles and between noncondensed particles and the soliton. The former can be justified for the case of well-delocalized noncondensed cloud. To justify the latter notice that under the above requirement of no deformation by the external confinement, the size of the soliton becomes much less than the size of the trap ground state  $a_z = \sqrt{2/\omega_z}$ . One can show that strong but well-localized perturbation cannot affect the overall density of states. The assumption can also be justified via a Bogoliubov-like analysis of the problem [11, 12]. Finally, in our Hamiltonian we neglect the center-of-mass motion of the soliton as it can be shown to be fully decoupled from the rest of the system.

Finite size thermodynamics. Thermodynamics of our system is determined by the canonical partition function

$$Q(N; T) = \sum_{N_0=0}^N e^{-\frac{E_0(N_0)}{k_B T}} Q^0(N - N_0; T);$$

where

$$Q^0(N_0; T) = \sum_{\{n_s\}} e^{-\sum_s \frac{n_s \epsilon_s}{k_B T}} = \prod_{s=0}^{N_0-1} \sum_{n_s=0}^{\infty} e^{-\frac{n_s \epsilon_s}{k_B T}} = \prod_{s=0}^{N_0-1} \frac{1}{1 - e^{-\frac{\epsilon_s}{k_B T}}}$$

is the canonical partition function for  $N_0$  non-interacting bosons in a 1D harmonic trap [13]. In Fig. 1(a) we show the mean soliton occupation and its standard deviation due to thermodynamic fluctuations as a function of temperature for a typical experimental setup. In this calculation we have replaced the sum over  $N_0$  by an integral and used a large temperature ( $k_B T \gg \omega_z$ ) approximation for the partition function of noncondensed particles,

$$Q^0(N_0; T) \approx \frac{1}{k_B T} \int_0^\infty dt \exp\left(-\frac{k_B T}{\omega_z} \frac{t}{2} \right) \frac{1}{1 - e^{-t}} = \frac{1}{k_B T} \int_0^\infty dt \frac{\ln(1+t)}{t};$$

where  $\text{Li}_2(x) = -\int_0^\infty \frac{\ln(1-t)}{t} dt$  is the dilogarithm function.

Scaling. The following scaling has proven useful for analyzing thermodynamic properties of our system. Let us introduce a dimensionless parameter  $\mu = (mg_{1D}^2)/(\omega_z^2)$ , a dimensionless rescaled temperature

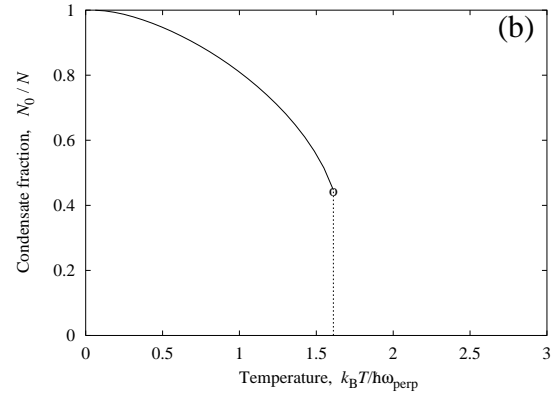
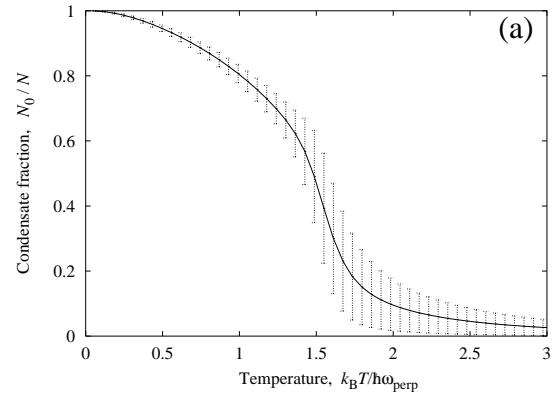


FIG. 1: Solitonic condensate fraction vs. temperature for  $N = 1050$   $^7\text{Li}$  atoms of a scattering length  $a_{3D} = -1.46$  nm, confined in a cigar-shape trap with frequencies  $\omega_z = 2 - 3$  Hz and  $\omega_z = 2 - 3$  Hz. This set of parameters corresponds to  $\mu = 56 \pm 1$ ,  $\omega_z = 1.77 \times 10^4$ , and  $\omega_z = 0.186$ . (a) Finite theory; (b) thermodynamic limit,  $\omega_z \rightarrow 0$ , with the value of the energy scale and rescaled total number of particles kept constant. The critical temperature  $k_B T_c = 1.65 \pm 0.023$  corresponds to  $\mu_c = 0.293$ .

$k_B T$ ; and a dimensionless rescaled number of particles  $\mu = (mg_{1D}^2)/(\omega_z^2)$ . We also introduce rescaled numbers of condensed ( $n_0$ ) and noncondensed ( $n$ ) particles in an analogous way. The parameter  $\mu$  can be shown to be proportional to the ratio between the binding energy of a 1D dimer  $\epsilon_b = (mg_{1D}^2)/(\omega_z^2)$  and the trap level spacing  $\omega_z$ :  $\mu = (1/4)(\epsilon_b/\omega_z)$ . The rescaled partition function is

$$Q(\mu; T) = \sum_{n_0=0}^Z d_0 e^{-\beta \epsilon(n_0)}; \quad f(\mu; T) = \frac{1}{Z} \sum_{n_0=0}^Z \frac{1}{2\pi} \int_0^{2\pi} d\phi e^{i\phi n_0} \left( \frac{1}{2\pi} \int_0^{2\pi} d\phi e^{-i\phi n} \right)^{\mu} \text{Li}_2(1 - e^{-\beta \epsilon(n)})$$

Notice that the positions of the extrema of the Landau free energy  $f(\mu; T)$  as a function of  $\mu$  does not depend on either the energy scale or the parameter  $T$ . Here we attempt to identify the rescaled number of con-

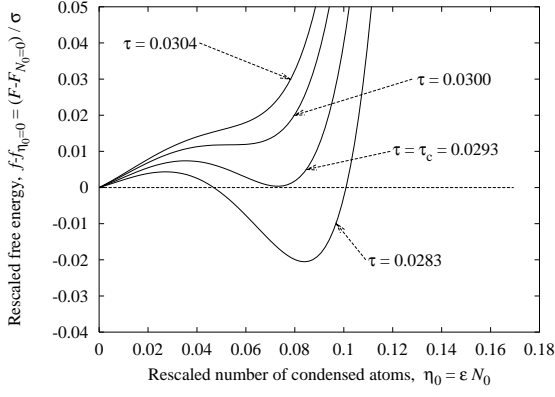


FIG. 2: Free energy as a function of the order parameter  $\eta_0$  for the set of parameters corresponding to Fig. 1.

condensed particles  $\eta_0$  with the order parameter of a possible phase transition. The distribution of the order parameter is given by the Boltzmann distribution of a particle with coordinate  $\eta_0$  moving in the potential  $f_{\eta_0}(\eta_0; j_0)$  at a temperature  $T$ . In the limit where the variation of the effective potential  $f_{\eta_0}$  becomes large as compared to the temperature, the order parameter becomes frozen at the global minimum of  $f_{\eta_0}$ . The appearance of a global minimum different from  $\eta_0 = 0$  is associated with a phase transition. Depending on whether the minimum undergoes a finite jump from zero or gradually moves away from it as a function of temperature, the phase transition is usually said to be first or second order.

Note that the shape of the free energy  $f_{\eta_0}$  as a function of  $\eta_0$  is given by a universal function independent of both the energy scale  $\sigma$  and the parameter  $\epsilon$ . However, the amplitude of  $f_{\eta_0}$  is inversely proportional to  $\epsilon$ .

**Free energy.** Let us analyze the evolution of the free energy vs.  $\eta_0$  curve with changing temperature. Figure 2 corresponds to the experimental conditions of Fig. 1. For this set of parameters we get  $\epsilon = 1.77 \cdot 10^{-4}$  and  $\sigma = 0.186$ . For high temperatures the only minimum of free energy is located at  $\eta_0 = 0$ . At  $\tau = 0.0300$  a second minimum appears and at  $\tau = \tau_c = 0.0293$  it becomes global ( $\eta_0 = 0.0820$ ,  $N_0 = 462$ ), moving then gradually toward  $\eta_0 = 1$  as the temperature decreases. Since the height of the free energy curve is finite, we do not expect any sharp change at  $\tau = \tau_c$  ( $k_B T = 1.65 \sim 1.7$ ). Nevertheless, Fig. 1(a) shows that at this temperature the condensate occupation does begin to increase rapidly.

**Thermodynamic limit and phase transition.** We are going to identify a limit where the above-described quasi-discontinuity in the number of condensed particles becomes a real discontinuity. Consider the following limit:

$$\epsilon \rightarrow 0; \quad \sigma = \text{const}; \quad \tau = \text{const}; \quad (3)$$

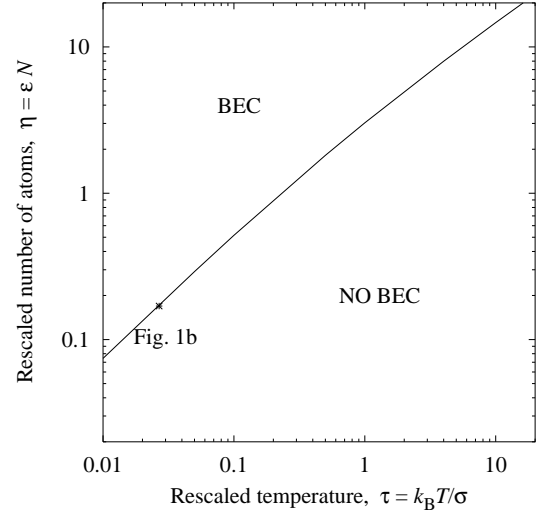


FIG. 3: Phase diagram of the solitonic Bose condensate

Notice that in this limit the Landau free energy  $f_{\eta_0}(\eta_0; j_0)$  grows to infinity while preserving its shape along with positions of minima. A typical condensate occupation vs. temperature dependence in the thermodynamic limit is shown in Fig. 1(b) [18]. Figure 3 shows our system's phase diagram. It is universal, using the rescaled quantities  $\eta$  and  $\tau$ . Our main result is the following implicit equation for the critical temperature  $T_c$ :

$$N = \frac{1}{\epsilon} \frac{k_B T_c}{\sigma} \ln \frac{24}{(3 - w)w^2 m g_{1D}^2 k_B T_c} \sim \frac{1}{\epsilon} \frac{24}{(3 - w)w^2 m g_{1D}^2 k_B T_c} \quad (4)$$

Here  $w = 3 + W_0$ ,  $3e^{-3} = 2.82144 \dots$ ; where  $W_0(\cdot)$  is the principal branch of the product  $\log(\text{Lambert } W)$  function [14], the inverse of  $x \mapsto x e^x$  for  $x > -1$ . Eq. (4) is valid in the currently experimentally accessible range  $\eta > 1$ . There  $\tau_c$  satisfies  $\tau_c = \frac{1}{\epsilon} \ln \left( \frac{24}{(3 - w)w^2} \frac{1}{\epsilon} \right) + O(\epsilon^2)$ . For the experiment [3], we have  $T_c \approx 1$  K [19].

**Metastability.** Let  $p_{N_0}(t)$  be the probability distribution over  $N_0$ ,  $p_L(t) = \sum_{i=0}^{N_0^{\text{max}}} p_i(t)$  and  $p_R(t) = \sum_{i=N_0^{\text{max}}}^{N_0} p_i(t)$ , where  $N_0^{\text{max}}$  and  $N_0$  are the local maximum and nonzero minimum of  $f_{\eta_0}$ . For temperatures around  $T_c$  and small  $\epsilon$ , the equilibrium probability distribution  $p_{N_0}^{\text{eq}}$  consists of a peak at  $N_0 = 0$  ( $p_L^{\text{eq}}$ ) and a peak at  $N_0^{\text{min}}$  ( $p_R^{\text{eq}}$ ). The latter dominates below  $T_c$ ; the former, above it. In terms of the analogy to a particle in a potential, switching  $N_0$  from one peak to the other involves the system having to overcome the potential barrier at  $N_0^{\text{max}}$ . We assume that the two peaks satisfy the rate equation  $\dot{p}_R = \dot{p}_L = \frac{1}{\epsilon} [p_R^{\text{eq}} p_L - p_L^{\text{eq}} p_R]$ ; whose solution is  $p_{R,L}(t) = p_{R,L}^{\text{eq}} (1 - e^{-t/\tau_c}) + p_{R,L}(0) e^{-t/\tau_c}$ . Below  $T_c$ ,  $\tau_c = \tau_R^{\text{eq}}$  is the condensation time; above it,  $\tau_c = \tau_L^{\text{eq}}$  is the evaporation time. To obtain  $\tau_c$ , we take that  $p_{N_0}$  satisfies a rate equation of the form  $\dot{p}_{N_0} =$

$w(N_0, N_0+1)p_{N_0+1} + w(N_0-1, N_0)p_{N_0-1} = w(N_0, N_0) + w(N_0, N_0+1)p_{N_0}^{\text{eq}}$  and that the detailed balance property  $w(N_0-1, N_0)p_{N_0-1}^{\text{eq}} = w(N_0, N_0)p_{N_0}^{\text{eq}}$  holds. For sharp peaks we can relate the microscopic and macroscopic quantities through  $\mu_L = \mu_L^{\text{eq}}$ ,  $\mu_R = \mu_R^{\text{eq}}$  and  $p_{N_0}^{\text{eq}} = p_{N_0}^{\text{eq}}$ . This eventually yields [15]

$$= \frac{1}{\pi^2} \frac{S_L S_R}{S_L + S_R} S_C; \quad (5)$$

where  $S_L = \int_0^{m_{\text{ax}}} e^{-\frac{1}{2}f^*(\epsilon; j_0)} d\epsilon \frac{1}{\epsilon} e^{-\frac{1}{2}f^*(\epsilon; j_0)}; (0);$   
 $S_R = \int_0^{m_{\text{ax}}} e^{-\frac{1}{2}f^*(\epsilon; j_0)} d\epsilon \frac{1}{\epsilon} e^{-\frac{1}{2}f^*(\epsilon; j_0)}; (m_{\text{in}}),$   
 $S_C = \int_0^{m_{\text{in}}} e^{-\frac{1}{2}f^*(\epsilon; j_0)} d\epsilon \frac{1}{\epsilon} e^{-\frac{1}{2}f^*(\epsilon; j_0)}; (m_{\text{ax}});$   
 and  $f^*(\epsilon; j_0) = \frac{1}{2}f^*(\epsilon; j_0)$ . Experience with Kramers' escape rate suggests that these integrals should be evaluated (numerically) exactly [16], particularly in situations such as that of Fig. 1(a) when the peaks of  $p_{N_0}^{\text{eq}}$  are well defined but not extremely sharp. The rate coefficient

$$= w(N_0^{m_{\text{ax}}}-1, N_0^{m_{\text{ax}}}) - w(N_0^{m_{\text{ax}}}, N_0^{m_{\text{ax}}}-1) \quad (6)$$

is the only unknown quantity, thermalization-scheme-dependent and beyond the scope of this paper to compute. Assuming the temperature dependence of  $\mu$  is slight next to that of  $\epsilon$ , studying Eq. (5) shows that  $f^*(\epsilon; j_0)$  has a peak, located near  $\epsilon_c$  and approaching it as  $\beta$  decreases. For parameters as in Fig. 1(a),  $\epsilon_c \approx 70,000^{-1}$ . For these parameters  $f^*(\epsilon; j_0)$  does not have a very sharp peak, but it acquires one with decreasing  $\beta$ .

**Conclusions.** We have presented an exactly solvable semi-phenomenological theory for the thermodynamics of harmonically trapped attractive 1D bosons. Our principal result is that this system has a discontinuous no-soliton/soliton phase transition. We computed the critical temperature and produced a phase diagram universal with respect to experimental details such as trapping frequencies, atomic mass, and the 3D scattering length. We also described the major scaling laws governing the condensation time, showing it to be exponentially long as one approaches the thermodynamic limit. As a function of temperature, the transition time near the critical temperature is given by a peaked curve, which we determined up to a thermalization-scheme-dependent prefactor.

Experiments thus far [3, 4] make solitons by first condensing repulsive atoms and then switching the sign of the coupling constant using the Feshbach resonance. This produces certain excited solitonic states that are not states of thermal equilibrium. In contrast, to observe the phase transition considered in this paper one would need to produce clouds of attractive 1D atoms in states of thermal equilibrium at various temperatures. While challenging, experiments like this are probably already feasible. Conceptually the simplest strategy may be to perform experiments as in [3, 4], but wait long enough for the system to equilibrate before taking measurements.

The authors are grateful to C. Salomon and R. G. Hulet for enlightening discussions on the subject. Work of V.D. and M.O. was supported by the NSF grants PHY-0070333 and PHY-0301052. M.O. appreciates financial support by NSF through the Institute for Theoretical Atomic and Molecular Physics, Harvard-Smithsonian Center for Astrophysics. C.H. thanks Laboratoire Kastler-Brossel for their hospitality during his one-year visit. Laboratoire Kastler-Brossel is an unité de recherche de l'École Normale Supérieure et de l'Université Pierre et Marie Curie, associée au CNRS.

email: olshani@physics.usc.edu

- [1] J.R. Anglin and W. Ketterle, *Nature* (London) 416, 211 (2002).
- [2] S. Burger et al., *Phys. Rev. Lett.* 83, 5198 (1999); J. Denschlag et al., *Science* 287, 97 (2000).
- [3] L. Khaykovich et al., *Science* 296, 1290 (2002).
- [4] K.E. Strecker, G.B. Partridge, A.G. Tuscott, and R.G. Hulet, *Nature* (London) 417, 150 (2002).
- [5] P.A. Ruprecht, M.J. Holland, K. Burnett, and M. Edwards, *Phys. Rev. A* 51, 4704 (1995); V.M. Perez-Garcia, H. Michinel, and H. Herrero, *Phys. Rev. A* 57, 3837 (1998); L.D. Carr, C.W. Clark, and W.P. Reinhardt, *Phys. Rev. A* 62, 063611 (2000).
- [6] U. Alkhawaja et al., *Phys. Rev. Lett.* 89, 200404 (2002); L. Salasnich, A. Parola, and L. Reatto, *Phys. Rev. Lett.* 91, 080405 (2003); R. Kanao, H. Saito, and M. Ueda, *Phys. Rev. A* 67, 013608 (2003); L.D. Carr and J. Brand, *Phys. Rev. Lett.* 92, 040401 (2004).
- [7] F.K. Abdullaev, A.M. Kamchatnov, V.V. Konotop, and V.A. Brazhnyi, *Phys. Rev. Lett.* 90, 230402 (2003).
- [8] M. Olshanii, *Phys. Rev. Lett.* 81, 938 (1998).
- [9] J.B. McGuire, *J. Math. Phys.* 5, 622 (1964).
- [10] Yvan Castin and Christopher Herzog, "Bose-Einstein condensates in symmetry breaking states," *Comptes Rendus de l'Académie des Sciences de Paris*, tome 2, série IV, pp. 419-443 (2001).
- [11] J.P. Straley and E.B. Kolomeisky, *cond-mat/0010095*.
- [12] Yvan Castin and Christopher Herzog, unpublished.
- [13] C. Herzog and M. Olshanii, *Phys. Rev. A* 55, 3254 (1997).
- [14] R.M. Corless et al., *Adv. Comp. Math.* 5, 329 (1996).
- [15] N.G. van Kampen, in *Stochastic Processes in Nonequilibrium Systems*, edited by L. Garrido, P. Seglar, and P. J. Shepherd, *Lecture Notes in Physics* Vol. 84 (Springer, Berlin, 1978), Sec. 7.
- [16] O. Edholm and O. Leimar, *Physica (Amsterdam)* 98A, 313 (1979).
- [17] One may improve this approximation by using the soliton energy obtained via numerical solving a Gross-Pitaevskii equation in presence of the harmonic trap.
- [18] We chose parameters for this plot so that  $T_c$  is slightly higher than the transverse level spacing. At least at the Boltzmann equation level, 1D gas cannot thermalize by itself. An additional reservoir is required, thermal transverse excitations being a good candidate. In this case the numbers of atoms involved should be understood as those in the ground transverse mode of the trap.

[19] This temperature is in fact many times higher than the transverse confinement level spacing  $\sim \hbar^2 / 2m^* \lambda^2$ , making our 1D model invalid at  $T_c$ . In reality the experimental tem-

perature was much less than  $T_c$ .