

Unconventional Superconductivity and Electron Correlations in Cobalt Oxyhydrate $\text{Na}_{0.35}\text{CoO}_2 \cdot y\text{H}_2\text{O}$

Tatsuya Fujimoto¹, Guo-qing Zheng^{1,*}, Y. Kitaoka¹, R.L. Meng², J. Cmaidalka², and C.W. Chu^{2,3,4}

¹ *Division of Frontier Materials Science, Graduate School of Engineering Science, Osaka University, Osaka 560-8531, Japan*

² *Department of Physics and TCSAM, University of Houston, TX 77204-5932.*

³ *Lawrence Berkeley National Laboratory, 1 Cyclotron Road, Berkeley, CA 94720 and*

⁴ *Hong Kong University of Science and Technology, Hong Kong*

We report a precise ^{59}Co nuclear quadrupolar resonance (NQR) measurement on the recently discovered cobalt oxyhydrate $\text{Na}_{0.35}\text{CoO}_2 \cdot y\text{H}_2\text{O}$ superconductor from $T=40$ K down to 0.2 K. We find that in the normal state the spin-lattice relaxation rate $1/T_1$ follows a Curie-Weiss type temperature (T) variation, $1/T_1 T = C/(T - \theta)$, with $\theta = -42$ K, suggesting two-dimensional antiferromagnetic spin correlations. Below $T_c = 3.9$ K, $1/T_1$ decreases with no coherence peak and follows a T^n dependence with $n \simeq 2.2$ down to ~ 2.0 K but crosses over to a $1/T_1 \propto T$ variation below $T = 1.4$ K, which suggests non s-wave superconductivity. The data in the superconducting state are most consistent with the existence of line nodes in the gap function.

PACS numbers: 74.25.-q, 74.25.Nf

The recent discovery of superconductivity in layered cobalt oxyhydrate $\text{Na}_{0.35}\text{CoO}_2 \cdot y\text{H}_2\text{O}$ [1] has generated new excitement in the condensed matter physics community, since it suggests a possible new route to find high- T_c superconductivity and also demonstrates the richness of physics in layered transitional metal oxides. The compound consists of two-dimensional CoO_2 layers separated by insulating blocks of Na^{+1} and H_2O molecules, resembling the layered structure of copper-oxide high- T_c superconductors. Because of the octahedral crystal environment, Co^{+4} is in the low spin state ($S=1/2$), and the compound $\text{Na}_{0.35}\text{CoO}_2 \cdot y\text{H}_2\text{O}$ is considered as a system in which 35% electrons are doped to a spin 1/2 triangular lattice. Insight from investigations of this compound is expected to shed light on the mechanism of cuprate superconductors. Several experiments [2, 3, 4, 5, 6] have been conducted to investigate its physical properties and many theoretical proposals on the symmetry of the superconductivity [7, 8, 9, 10, 11, 12] have been put forward.

In this Letter, we report a precise measurement using ^{59}Co nuclear quadrupolar resonance (NQR) on the normal and superconducting states of $\text{Na}_{0.35}\text{CoO}_2 \cdot y\text{H}_2\text{O}$. In the normal state, it was found that the spin lattice relaxation rate $1/T_1$ divided by temperature (T) follows a Curie-Weiss law of $1/T_1 T \propto 1/(T + 42)$, suggesting the two dimensional antiferromagnetic spin correlations. In the superconducting state, $1/T_1$ decreases below $T_c = 3.9$ K, with no coherence peak and follows a power-law of T^n with $n \simeq 2.2$ down to ~ 2.0 K but crosses over to a $1/T_1 \propto T$ variation below $T = 1.4$ K, which suggests unconventional superconductivity. These results show that the layered Co compound bears a close resemblance to the Copper-oxide high- T_c superconductors without a full gap.

The $\text{Na}_x\text{CoO}_2 \cdot y\text{H}_2\text{O}$ powder was synthesized as described in Ref. [1] and [13]. The x-ray spectrum shows the reflections of the hexagonal space group P63/mmc

with lattice parameters $a=2.820$ Å and $c=19.593$ Å [3]. T_c was found to be 3.9 K from the ac susceptibility measured by using the in-situ NQR coil. NQR measurements were carried out using a phase-coherent spectrometer. Measurements below 1.4 K were performed by using a $^3\text{He}/^4\text{He}$ dilution refrigerator and a small amplitude of radio-frequency pulses. The $1/T_1$ of ^{59}Co was measured by the saturation-recovery method. Three NQR transition lines arising from spin $I=7/2$ of ^{59}Co corresponding to $\nu_Q=4.12$ MHz and the asymmetry parameter $\eta=0.223$ were found. Here ν_Q and η are defined as $\nu_Q \equiv \nu_z = \frac{3}{2I(2I-1)\hbar} e^2 Q \frac{\partial^2 V}{\partial z^2}$, and $\eta = |\nu_x - \nu_y|/\nu_z$, with Q being the nuclear quadrupolar moment, $I=7/2$ being the nuclear spin and $\frac{\partial^2 V}{\partial \alpha^2}$ ($\alpha = x, y, z$) being the electric field gradient at the position of the nucleus [14]. The inset of Fig. 1 shows the $\pm 3/2 \leftrightarrow \pm 5/2$ transition line at whose peak T_1 was measured. The spectrum has a full-width-at-half-maximum of 0.3 MHz. The main panel of the figure shows the typical nuclear magnetization $M(t)$ that is excellently fitted to the theoretical curve $\frac{M_0 - M(t)}{M_0} = 0.095 \exp(-3t/T_1) + 0.095 \exp(-9.5t/T_1) + 0.819 \exp(-19t/T_1)$ [15], with a unique T_1 component. Both the fairly narrow NQR spectrum and the single-component nuclear magnetization curve indicate good quality of the sample.

Figure 2 shows the temperature dependence of $1/T_1$. Below T_c , $1/T_1$ decreases with no coherence (Hebel-Slichter) peak, and follows a power-law dependence of T^n . If one fits the data for $3.8 \text{ K} \geq T \geq 2.0$ K, one gets an $n \simeq 2.2$. This is strong evidence for non-s wave superconductivity. For s-wave, isotropic gap, $1/T_1$ would show a coherence peak just below T_c and follows an exponential temperature dependence at lower temperature. The most immediate explanation of our data is the possible existence of line nodes in the gap function as in d - or p -wave superconductors, where an energy (E)-linear

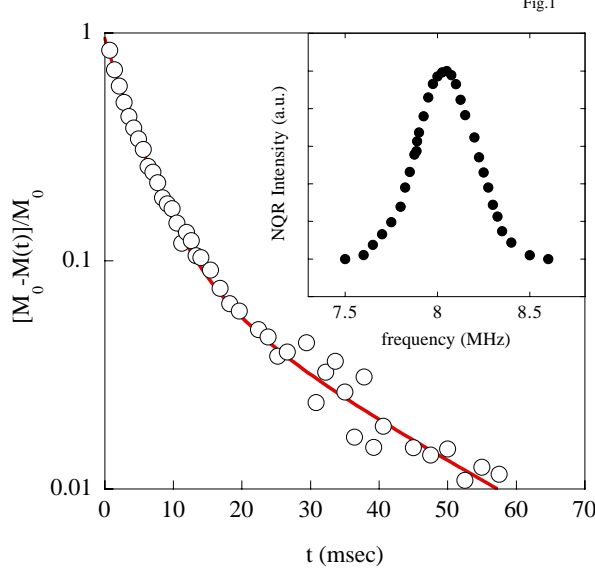


FIG. 1: ^{59}Co nuclear magnetization decay curve at $T=1.7$ K fitted uniquely by the expected theoretical curve (see text). The inset shows NQR line shape ($\pm 3/2 \leftrightarrow \pm 5/2$ transition) at whose peak T_1 was measured.

density of states (DOS) at low E results in a T^n ($n=3$) dependence of $1/T_1$. In the presence of disorder/impurity scattering, the exponent n could appear smaller than 3 as shown shortly. For d - or p -wave superconductivity, the "coherence factor" [16] due to isotropic pairing is absent, therefore the enhancement of $1/T_1$ just below T_c is greatly reduced. If there is no strong divergence of the DOS at $E = \Delta_0$ (Δ_0 is the maximum gap amplitude), there will be no peak seen just below T_c . The slight retarded (by 0.1 K in temperature) drop of $1/T_1$ below T_c in the present case could arise from two possibilities. First, the gap amplitude Δ_0 is small, as shown by a simple simulation described below. Second, bulk superconductivity sets in at a temperature 0.1 K below the onset of diamagnetism seen in the susceptibility, which is the case that has been encountered previously in some superconductors. For example, in the heavy fermion superconductor CeIrIn_5 , although the susceptibility shows a superconducting onset at ~ 0.6 K [17], $1/T_1$ only starts to drop at 0.4 K [18]. This also happens in the isostructure heavy fermion compound CeRhIn_5 in the vicinity of magnetic order where $1/T_1$ shows a rapid decrease at a temperature far below the susceptibility onset temperature [19].

At lower temperatures, the decrease of $1/T_1$ becomes more gradual, and below $T=1.4$ K $1/T_1$ becomes to be proportional to T down to $T=0.2$ K. In the case of nodal superconductivity, this result can then be interpreted as

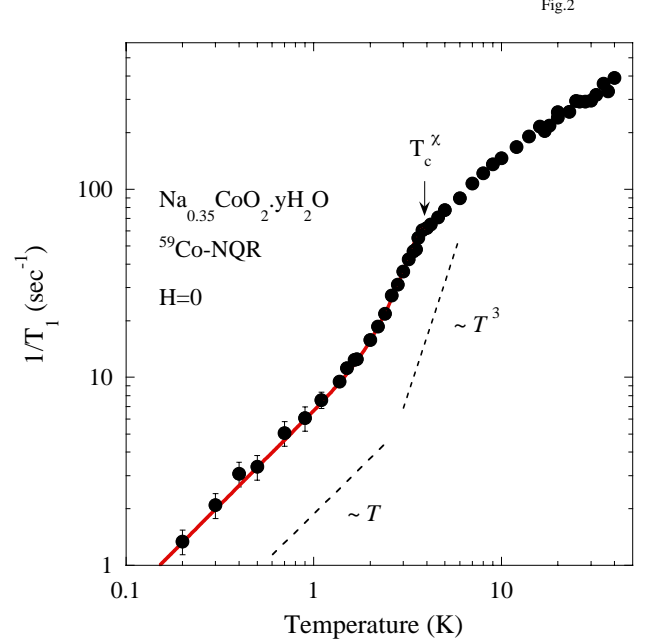


FIG. 2: $1/T_1$ as a function of temperature. The arrow indicates the superconducting onset temperature in the susceptibility. The curve below T_c is a calculation for the line-nodes gap function in the presence of impurity scattering (see text for detail).

due to disorder or impurity that acts as pair breaker [20, 21]. T_1 in the superconducting state can be expressed as $\frac{T_1(T=T_c)}{T_1} = \frac{2}{k_B T_c} \int \left(\frac{N_s(E)}{N_0} \right)^2 f(E)(1-f(E))dE$, where $\frac{N_s(E)}{N_0} = \frac{E}{\sqrt{E^2 - \Delta^2}}$ with N_0 being the DOS in the normal state and $f(E)$ being the Fermi function. The solid curve below T_c shown in Fig. 2 is a calculation assuming line nodes in the gap function, $\Delta = \Delta_0 \cos 2\theta$, with $\Delta_0 = 2.6 k_B T_c$ and a residual DOS (N_{res}) due to impurity (disorder) scattering [21], $N_{res} = 0.65 N_0$. The curve fits the data quite well. The deviation from the T^3 law at quite a high temperature is hence an effect of the large N_{res} that produces a large value of $1/T_1 \propto T$. The gap function of $\Delta = \Delta_0 \cos \theta$, with $\Delta_0 = 3.0 k_B T_c$ and $N_{res} = 0.65 N_0$ can also fit the data. It should be emphasized that s-wave or extended s-wave superconductivity in the presence of impurity scattering will lead to a fully opened gap [22], which is inconsistent with our results. Finally, we note that it has been shown that the anisotropic triangular lattice Hubbard model at or near half filling yields superconductivity with a line-nodes gap (d -wave gap) [23, 24].

The clean chiral d -wave or p -wave superconductivity with a full gap [7, 8, 9, 10, 11] does not find immediate agreement with our data. On the other hand, the

presence of disorder or impurity may fill up the gap, rendering the low- E DOS. Very recently, Wang and Wang calculated the effect of a single impurity/interface on $d_{x^2-y^2} + id_{xy}$ or $p_x + ip_y$ superconductivity [25], and they found that the impurity-induced sub-gap states tend to cover the whole gap regime of the chiral superconductivity. However, it would appear to be a coincidence that an E -linear DOS shows up in such a case. Measurements in samples with different degree of defect or Na concentration may help settle this issue. On the theoretical side, a detailed calculation of the spatially-averaged DOS for finite concentration of impurity is desirable for comparison with experiments.

Next, we turn to the normal state. In Fig. 3 is shown the temperature variation of $1/T_1T$. There, it is seen that the $1/T_1T$ increases with decreasing T . This is a feature not seen in conventional metals where $1/T_1T$ would be a constant, but resembles the Cu relaxation in cuprate high- T_c superconductors with layered square lattices. Above $T=10$ K, $1/T_1T$ follows a Curie-Weiss law, namely $1/T_1T = \frac{C}{T-\theta}$, with $\theta=-42$ K and $C=750$ Sec $^{-1}$. We interpret this feature as arising from two dimensional antiferromagnetic fluctuations. For antiferromagnetically correlated itinerant electron systems, the staggered spin susceptibility is shown to follow a Curie-Weiss type temperature variation [26, 27]. Since $1/T_1T$ probes the dynamical susceptibility averaged over the momentum space, it is a good probe of electron correlation, as has been proven in cuprate superconductors. In the present case, although ferromagnetic correlation is present for large Na concentration ($x=0.7$) [28], antiferromagnetic coupling was found in low concentration of Na [29] and also in $\text{Na}_{0.35}\text{CoO}_2 \cdot y\text{H}_2\text{O}$ [1].

The unconventional superconductivity developed with the background of antiferromagnetic spin correlations in $\text{Na}_x\text{CoO}_2 \cdot y\text{H}_2\text{O}$ bears close similarities to the case of high- T_c cuprates and suggests the importance of electron correlations in the occurrence of the superconductivity in the layered electron systems. In this regard, the lower T_c of the cobaltate may be ascribed to its antiferromagnetic exchange energy that is smaller by one order in magnitude than in cuprates [29].

In conclusion, we have presented a ^{59}Co NQR study on the recently discovered cobalt oxyhydrate $\text{Na}_{0.35}\text{CoO}_2 \cdot y\text{H}_2\text{O}$ superconductor from $T=40$ K down to 0.2 K. In the normal state the spin-lattice relaxation rate $1/T_1$ follows a Curie-Weiss type temperature (T) variation, $1/T_1T = C/(T - \theta)$, with $\theta=-42$ K, suggesting two-dimensional antiferromagnetic spin correlations. Below $T_c=3.9$ K, $1/T_1$ decreases with no apparent coherence peak, and follows T^n ($n \sim 2.2$) dependence down to 2.0 K. At lower temperatures, the decrease of $1/T_1$ becomes more gradual and a $1/T_1 \propto T$ variation was observed below $T=1.4$ K. These data suggest non s-wave superconductivity, and are most consistent with the line-nodes gap model in the presence of scattering by disorder/impurity.

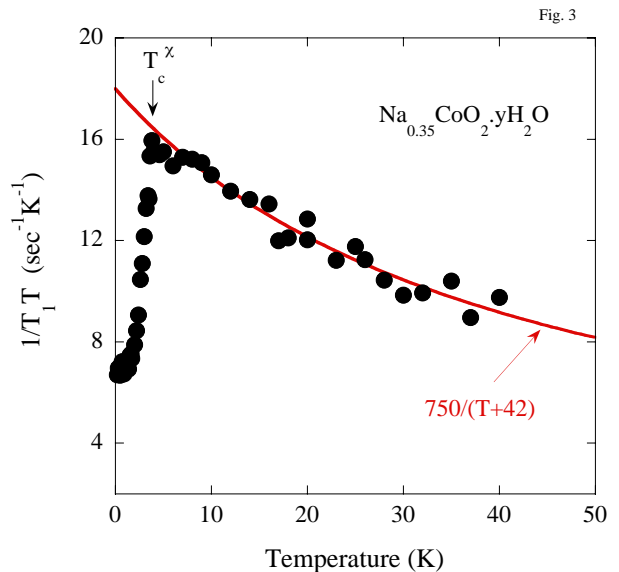


FIG. 3: $1/T_1T$ develops with decreasing temperature. The curve above $T=10$ K is a fitting to $C/(T + \theta)$.

der/impurity. None of current theories proposed for the gap symmetry of the CoO_2 -based superconductor finds immediate agreement with our results, and we hope our experiment will stimulate further theoretical works.

After completing this work, we became aware of two similar studies by the authors of Ref. [30] and Ref. [31], but their nuclear magnetization curves can not be fitted by a unique T_1 and the inferred $1/T_1$ results that show a coherence peak, are quite different from ours.

We thank K. Miyake and H. Kohno for helpful discussions and A. V. Balatsky and Z. D. Wang for correspondence on the impurity effect in chiral superconductors. This work was supported in part by research grants from MEXT (Nos. 14540338 and 15GS0213), NSF (No. DMR-9804325), the T. L. L. Temple Foundation, the John and Rebecca Moores Endowment, and DoE (No. DE-AC03-76-SF00098).

* author to whom correspondence should be addressed. e-mail: zheng@mp.es.osaka-u.ac.jp.

- [1] K. Takada *et al*, Nature **422**, 53 (2003).
- [2] H. Sakurai *et al*, cond-mat/0304503.
- [3] B. Lorenz *et al*, cond-mat/0304537.
- [4] R.E. Schaak *et al*, cond-mat/0305450.
- [5] G. Cao *et al*, cond-mat/0305503.
- [6] R. Jin *et al*, cond-mat/0306066.
- [7] G. Baskaran, cond-mat/0303649.
- [8] B. Kumar and B.S. Shastry, cond-mat/0304210.
- [9] Wang, Q.-H., D.-H. Lee and P.A. Lee,

- cond-mat/0304377.
- [10] M. Ogata, cond-mat/0304405.
 - [11] A. Tanaka and X. Hu, cond-mat/0304409.
 - [12] J. Ni and G.-M. Zhang, cond-mat/0305423.
 - [13] J. Cmaidalka *et al*, to be published.
 - [14] A. Abragam, *The Principles of Nuclear Magnetism* (Oxford Univ. Press, London, 1961).
 - [15] J. Chepin and J. H. Ross, J. Phys. Condens. Matt. **3**, 8103 (1991).
 - [16] J.R. Schrieffer, *Theory of Superconductivity*, (Benjamin, Massachusetts, 1964).
 - [17] C. Petrovic *et al.*, Europhys. Lett. **53**, 354 (2001).
 - [18] G.-q. Zheng *et al*, Phys. Rev. Lett. **86**, 4664 (2001).
 - [19] S. Kawasaki *et al*, cond-mat/0303123.
 - [20] S. Schmitt-Rink, K. Miyake and C.M. Varma, Phys. Rev. Lett. **57**, 2575 (1986); K. Miyake, unpublished data (1991).
 - [21] T. Hotta, J. Phys. Soc. Jpn. **62**, 274 (1993).
 - [22] R. Fehrenbacher and M. R. Norman, Phys. Rev. **B 50**, 3495 (1994).
 - [23] M. Vojta and E. Dagotto, Phys. Rev. **B 59**, R713 (1999).
 - [24] H. Kontani, Phys. Rev. **B 67**, 180503 (2003).
 - [25] Q-H Wang and Z.D. Wang, cond-mat/0305152.
 - [26] A.J. Millis, H. Monien, D. Pines, Phys. Rev. **B 42**, 167 (1990).
 - [27] T. Moriya, K. Ueda, Y. Takahashi, J. Phys. Soc. Jpn. **59**, 2905 (1990).
 - [28] T. Motohashi *et al*, Phys. Rev. **B67**, 064406 (2003).
 - [29] Yayu Wang *et al*, Nature **423**, 425 (2003).
 - [30] Y. Kobayashi, M. Yokoi, and M. Sato, cond-mat/0305649.
 - [31] T. Waki *et al*, cond-mat/0306036.