

Direct Observation of Long-Term Durability of Superconductivity in $\text{YBa}_2\text{Cu}_3\text{O}_{7-x}\text{Ag}_2\text{O}$ Composites

Juhn-Jong Lin,¹ Yong-Han Lin,¹ Shiu-Ming Huang,¹ Tsang-Chou Lee,¹ and Teng-Ming Chen²

¹Institute of Physics, National Chiao Tung University, Hsinchu 300, Taiwan

²Department of Applied Chemistry, National Chiao Tung University, Hsinchu 300, Taiwan

We report direct observation of long-term durability of superconductivity of several $\text{YBa}_2\text{Cu}_3\text{O}_{7-x}\text{Ag}_2\text{O}$ composites that were first prepared and studied almost 14 years ago [J. J. Lin et al., Jpn. J. Appl. Phys. 29, 497 (1990)]. Measurements performed recently on both resistances and magnetizations indicate a sharp critical transition temperature at 91 K. We also find that such long-term environmental stability of high-temperature superconductivity can only be achieved in $\text{YBa}_2\text{Cu}_3\text{O}_{7-x}$ with Ag_2O addition, but not with pure Ag addition.

PACS numbers:

The science and technology of superconductivity has long been a fascinating research subject in both academics and industry for almost a century now. In particular, the discoveries of high-temperature superconductors in 1986 and in subsequent years, have inspired many scientists and engineers to devote a tremendous amount of effort to the research and development of large-scale as well as electronic applications of superconductivity [1-5]. However, it was soon realized that advanced applications of high-temperature superconductors were hindered by the absence of long-term durability of such ceramic materials [6-8]. In this work, we have investigated the superconducting properties of several $\text{YBa}_2\text{Cu}_3\text{O}_{7-x}\text{Ag}_2\text{O}$ composites that were first prepared and studied almost 14 years ago [9]. We demonstrate that robust, bulk superconductivity with a sharp critical transition temperature, T_c , above 90 K was well preserved in these 14-year-old composites. No special precautions have been taken in storing these materials since they were made in 1989. Our results provide direct and strong evidence for long-term environmental stability of superconductivity observed in the cuprate superconductors in particular in the most widely utilized $\text{YBa}_2\text{Cu}_3\text{O}_{7-x}$ compounds. This observation points to an easy and reliable way for feasible fabrication of high-temperature superconductors

for advanced applications.

Our samples were fabricated in 1989 by the standard solid-state reaction method as previously described in [9]. Appropriate amounts of stoichiometric $\text{YBa}_2\text{Cu}_3\text{O}_7$ and Ag_2O were mixed and heated at 910 °C in air for 48 h. The amount of starting material was chosen so that, after Ag_2O decomposed, the weight ratios of $\text{YBa}_2\text{Cu}_3\text{O}_7$ to Ag in the three samples were equal to 10, 6, and 4. The red mixture was then reground and pelletized. The pellets were then fired at 935 °C for one day and subsequently were annealed at 470-480 °C in flowing O_2 for 24 h and then slowly cooled to ambient in O_2 . The resistances and magnetizations of the samples were first reported in [9], where both measurements showed a sharp superconducting transition with a $T_c = 91.5 \pm 0.5$ K for all samples. After those measurements, the samples were placed in an ordinary desiccator without vacuum for the last 14 years. The desiccator, in turn, has been kept at room temperatures that vary approximately between 15 °C and 30 °C throughout the year. The relative humidity inside the desiccator generally remains at around 35% or slightly below 40%. The values for the relevant parameters of our samples are listed in Table I.

Figure 1 shows a plot of the normalized resistance, $R(T)/R(300\text{ K})$, as a function of temperature recently remeasured for these aged samples. The resistances (plotted as the solid curve) for these samples first reported in [9] are also reproduced for comparison. It is clearly seen that the normalized resistances for all samples are very similar. Remarkably, the new data and the old data overlap and are practically indistinguishable. This result strongly demonstrates the absence of any (noticeable) degradation in superconductivity in these materials for almost fourteen years.

Zero-field-cooled and field-cooled measurements (Fig. 2) performed recently on these aged samples also confirm a very sharp superconducting transition with a T_c similar to that determined from resistance measurements. At 5 K, a large ratio (> 20%) of the field-cooled magnetization to the zero-field-cooled magnetization is observed, clearly suggesting that the superconductivity in these materials is maintained as a bulk property.

TABLE I: Values for the relevant parameters of $\text{YBa}_2\text{Cu}_3\text{O}_{7-x}\text{Ag}_2\text{O}$ composites. The values of $R(300\text{ K})$ (in Ωcm) and the Meissner fraction listed in front of the parentheses were recently measured, while the values listed in the parentheses were those originally reported in Ref. [9]. The Meissner fraction denotes the ratio of the field-cooled magnetization to the zero-field-cooled magnetization at 5 K.

Sample	weight ratio	$R(300\text{ K})$	Meissner fraction (%)
# 9-1	10	3.4 (1.6)	25 (31)
# 9-3	6	3.3 (1.7)	23 (22)
# 9-4	4	2.8 (2.5)	21 (23)

E-mail: jjlin@mail.nctu.edu.tw

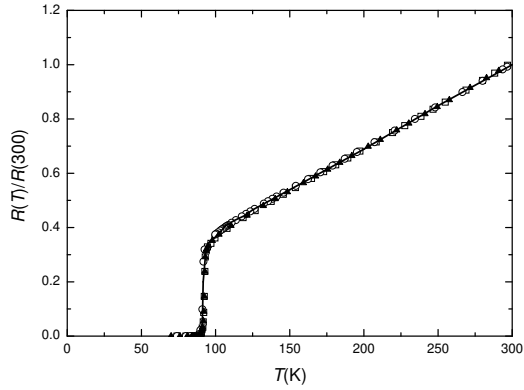


FIG. 1: Normalized resistance $R(T)/R(300K)$ as a function of temperature for samples # 9-1 (squares), # 9-3 (circles), and # 9-4 (triangles) recently remeasured. The solid line is taken from Ref. [9].

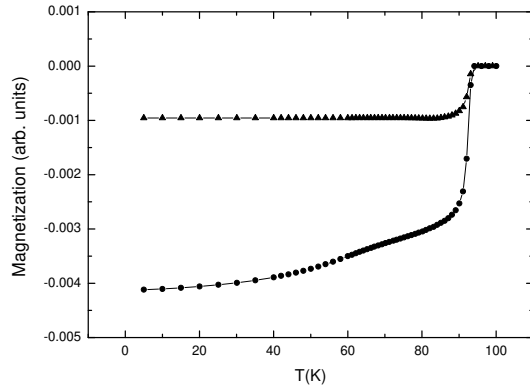


FIG. 2: Zero-field-cooled (circles) and field-cooled (triangles) magnetization at 10 Oe for the aged sample # 9-3.

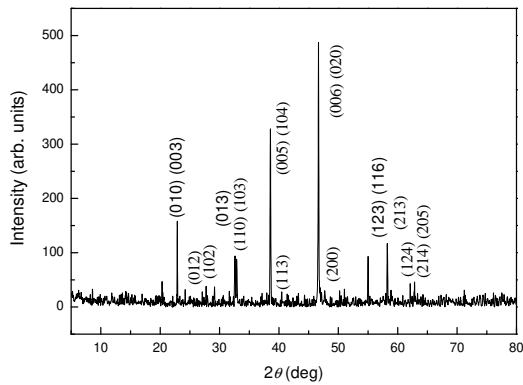


FIG. 3: Powder x-ray diffraction pattern of the aged sample # 9-1.

X-ray diffraction data for these samples were recently remeasured and are shown in Fig. 3. The diffraction pattern characteristic of $YBa_2Cu_3O_{7-x}$ is clearly revealed in these aged samples. The diffraction peaks characteristic of Ag, which should be largest at $2\theta = 38.1^\circ, 44.3^\circ$, and 77.5° , are barely seen in the figure.

Insofar as applications are concerned, our results indicate that only a small amount of Ag_2O addition is sufficient to achieve long-term durability of superconductivity in the $YBa_2Cu_3O_{7-x}$ compound. There are no noticeable differences in the electrical-transport, magnetic, and structural properties in these composites with different weight ratios. This observation points to an essential way of reducing the cost in the fabrication of this material system for industrial applications.

To check the importance of Ag_2O addition in the fabrication of robust $YBa_2Cu_3O_{7-x}$ with long-term environmental stability, we have also reexamined several aged $YBa_2Cu_3O_{7-x}Ag$ composites (taken from [10]) that were made in a similar manner at about the same time as the $YBa_2Cu_3O_{7-x}Ag_2O$ composites discussed above. While our $YBa_2Cu_3O_{7-x}Ag$ and $YBa_2Cu_3O_{7-x}Ag_2O$ composites demonstrated essentially similar normal-state and superconducting properties when they were freshly made [9,10], we now find absolutely no trace of a resistive transition to a superconducting state down to 2 K in any of our aged $YBa_2Cu_3O_{7-x}Ag$ composites. In addition, recent electrical-transport measurements revealed much higher normal-state resistivities in $YBa_2Cu_3O_{7-x}Ag$ than in $YBa_2Cu_3O_{7-x}Ag_2O$, while magnetization measurements indicated a small Meissner fraction of about 13% in the aged $YBa_2Cu_3O_{7-x}Ag$ composites. These results suggest that Ag_2O , but not pure Ag, should be added to achieve long-term durability of superconductivity in the $YBa_2Cu_3O_{7-x}$ compound. Finally, we mention that most of our pure (i.e., Ag_2O - or Ag-free) $YBa_2Cu_3O_{7-x}$ compounds prepared in the same time frame from 1989 to 1990 either are decomposed now or show insulating behavior (i.e., an increasing resistance with decreasing temperature) below room temperature.

The authors are grateful to D.C. Yan and C.C. Chi for magnetization measurements. This work was supported by the Taiwan National Science Council through Grant No. NSC 91-2112-M-009-028.

References

1. S. Tanaka, *Physica C* 341-348, 31 (2000).
2. D. Larbalestier, et al, *Nature* 414, 368 (2001).
3. D. Koelle, et al, *Rev. Mod. Phys.* 71, 631 (1999).
4. M. Niseno, and W. J. Meyers, *IEEE T. Appl. Supercon.* 11, 799 (2001).
5. E. Polturak, et al. *IEEE T. Microw. Theory & Tech.* 48, 1289, Part 2 (2000).
6. M. Regier, et al, *IEEE T. Appl. Supercon.* 9, 2375, Part 2 (1999).

7. J. P. Zhou, et al, Physica C 273, 223 (1997).
8. J. P. Zhou, et al, J. Mater. Res. 12, 2958 (1997).
9. J. J. Lin, et al, Jpn. J. Appl. Phys. 29, 497 (1990).
10. J. J. Lin and T. M. Chen, Z. Phys. B-Condens. Matter 81, 13 (1990).