

Disordered Kondo Nanoclusters: Effect of Energy Spacing

C. Verdozzi, Y. Luo, and Nicholas Kioussis

Department of Physics, California State University Northridge, Northridge CA 91330-8268

Exact diagonalization results for Kondo nanoclusters alloyed with mixed valence impurities show that tuning the energy spacing, ϵ , drives the system from the Kondo to the RKKY regime. The interplay of ϵ and disorder gives rise to a versus concentration $T = 0$ phase diagram very rich in structure, where regions with prevailing Kondo or RKKY correlations alternate with domains of ferromagnetic order. The local Kondo temperatures, T_K , and RKKY interactions depend strongly on the local environment and are overall enhanced by disorder, in contrast to the hypothesis of "Kondo disorder" single-impurity models.

PACS numbers: 75.20.Hr, 75.75.+a, 75.40.Cx, 75.40.Mg

Magnetic impurities in non magnetic hosts have been one of the central subjects in the physics of strongly correlated systems for the past four decades [1]. Such enduring, ongoing research effort is motivated by a constant shift and increase of scientific interest over the years, from dilute [2] to concentrated impurities [3], from periodic [4] to disordered samples [5, 6], and from macroscopic [7] to nanoscale phenomena [8].

For macroscopic strongly correlated d- or f- systems, the central problem is understanding the variety of magnetic phases observed experimentally upon varying the pressure and species concentration, often giving rise to non-Fermi-liquid (NFL) behavior at low temperatures [5, 6, 7, 9]. Various disorder-driven models have been proposed to explain the experimentally observed [7] NFL behavior [5, 6, 7, 9]. The phenomenological "Kondo disorder" approaches [5, 10], based on single-impurity models, assume a distribution $P(T_K)$ of Kondo temperatures $T_K = \exp(-1/(\epsilon_F)J)$, caused by a distribution of either f-electron-c-electron hybridization or of impurity energy levels. These models rely on the presence of certain sites with very low T_K spins leading to a NFL behavior at low T . An open issue in such single-site methods is whether the inclusion of RKKY interactions would renormalize and eliminate the low- T_K spins. An alternative view is the formation of large but finite magnetic clusters (Griffith phases) within the disordered phase through the competition between the RKKY and Kondo interactions [6, 11]. The first interaction being responsible for the quenching of the local f-moment (LM) via the screening of the conduction electrons, whereas the latter being responsible for magnetic ordering.

On the other hand, the relevance of small strongly correlated systems to quantum computation requires understanding how the finite-size properties become modified at the nanoscale, due to the finite energy spacing in the conduction band [8, 12, 13, 14, 15]. Recent advances in nanotechnology have made possible experiments in extremely small samples, stimulating a resurgence of interest in the single-impurity Kondo physics at the nanoscale. For such small systems, controlling T_K upon varying ϵ is acquiring increasing importance since

it allows to tune the cluster magnetic behavior and to encode quantum information. While the effect of size or energy spacing on the single-impurity Anderson or Kondo model has received considerable attention recently [8, 12, 13, 14, 15], their role on dense strongly correlated clusters with or without disorder remains an unexplored area thus far.

In this work we present exact diagonalization calculations for d- or f-electron nanoclusters to study the effect of disorder and energy spacing on the interplay between the Kondo and RKKY interactions. While it is well known that the cluster properties depend on cluster geometry and size [16], the motivation of the present calculations is that they treat exactly the Kondo and RKKY interactions and they provide a distribution of local T_K 's as renormalized by the presence of intersite f-f interactions. Our results show that i) tuning ϵ can drive the nanocluster from the Kondo to the RKKY regime, i.e. a Doniach phase diagram [17] in small clusters; ii) the versus alloy concentration $T = 0$ phase diagram exhibits regions with prevailing Kondo or RKKY correlations alternating with domains of ferromagnetic (FM) order; and iii) the local T_K 's and the nearest-neighbor RKKY interactions depend strongly on the local environment and are overall enhanced by disorder. This disorder-induced enhancement of T_K in the clusters is in contrast to the hypothesis of "Kondo disorder" models for extended systems.

We consider a random binary alloy cluster, $A_N \times B_x$, of $N = 6$ sites and different number of B atoms, $x = 0 - N$, arranged in a ring described by the half-filled ($N_{el} = 12$) two-band lattice Anderson Hamiltonian; in standard notation,

$$H = t \sum_{i,j} c_i^\dagger c_j + \sum_i \epsilon_f^i f_i^\dagger f_i + \sum_i U_i n_{i+} n_{i-} + \sum_i V (f_i^\dagger c_i + c_i^\dagger f_i) : \quad (1)$$

A. Effect of disorder

We introduce binary disorder in the f-orbital energy (ϵ_f^A or ϵ_f^B) and in the intra-atomic Coulomb energy U

($= U_A$ or U_B), to model two different types of atoms: a Kondo-type A atom with $U_f^A = U^A = -3$ (symmetric case) and a mixed-valent (MV) type B atom with $U_B = -2$ and $U_B = 1$. Both types of atoms have the same on-site hybridization $V_A = V_B = 0.25$. For $t = 1$, this choice of parameters leads to a degeneracy between the doubly-degenerate c -energy levels, $\epsilon_k = \epsilon_t$ and the energy level $\epsilon_f^B + U$ of the MV atom. Upon filling the single particle energy levels for any x , $N - x$ (x) electrons fill the ϵ_f^A (ϵ_f^B) levels, and two electrons the $-2t$ conduction energy level, with the remaining $N - 2$ electrons accommodated in the $x + 4$ degenerate states at ϵ_t . This in turn results in strong charge fluctuations.

The configurations for $x = 3$ are shown in Fig. 1, left panel, along with the value of the spin, S_g , of the ground-state. The A (B) atoms are denoted by closed (open) circles, respectively. Except for the homogenous cases ($x = 0$ and $x = 6$), with a $S_g = 0$ ground state, for all x there are configurations with $S_g \neq 0$. The average occupation and average LM for the periodic Kondo and MV lattices are $\langle n_f^A \rangle = 1$, $\langle (\epsilon_f^A)^2 \rangle = 0.99$, and $\langle n_f^B \rangle = 1.6$, $\langle (\epsilon_f^B)^2 \rangle = 0.43$, respectively. We carry out a detailed analysis for $x = 1$ ($S_g = 2$) to demonstrate the FM transition induced by a single MV atom in an otherwise Kondo cluster. Studies of extended systems have reported similar occurrence of ferromagnetism in the MV phase [18, 19]. As expected, the singlet ground state of the $x = 0$ Kondo cluster is characterized by n.n. anti-ferromagnetic (AF) f-f spin correlations ($\langle S_f^A(i) S_f^A(i+1) \rangle = -0.58$). The introduction of a MV atom renders them ferromagnetic. Since U_B is small, the B impurity tends to remove charge from the conduction band, in particular from the k -state with $\epsilon_k = \epsilon_t$, which has large amplitude at the B site and at the opposite A site across the ring. Such a depletion is different for the two spin states, thus yielding a maximum value for the f-moment of the MV atom. The f-f spin correlation function between the Kondo and MV atoms are AF ($\langle S_f^A(i) S_f^B(i+1) \rangle = -0.23$), while they are FM among the Kondo atoms ($\langle S_f^A(i) S_f^A(i+1) \rangle = +0.94$). A similar result was recently found in ab initio calculations [20], where introducing a nitrogen impurity in small (1-5 atom s) Mn clusters induces ferromagnetism via AF coupling between the N to the Mn atoms, whilst Mn-Mn couple ferromagnetically. We find that there is a crossover in S_g from 0 to 1 to 2 to 0 (Fig. 1, right panel) indicating a reentrant nonmagnetic transition around $\epsilon_B = 2$. This almost saturated FM $S_g = 2$ domain is robust against small changes in U_B, V, U_A, U_B , cluster size ($N = 7$), and band filling ($N_{el} = 10$) provided that the Kondo atom has a large LM.

We have also calculated the effect of disorder on the

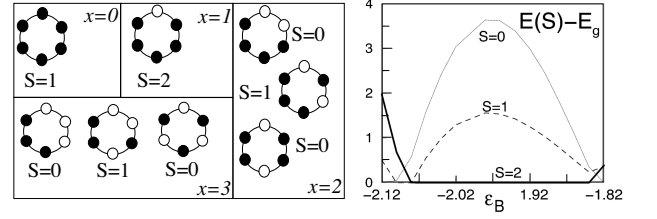


FIG. 1: Left panel: Alloy configurations for various concentrations $x = 0$ to 6 (the $x > 3$ cases are obtained by exchanging closed and open circles). For each $x = 0$ to 6 configuration, the value of the ground-state spin S_g is reported. Right panel: Energy difference (in units of $10^{-4} t$) between the lowest $S = 2$ eigenstates and the ground state as function of ϵ_B .

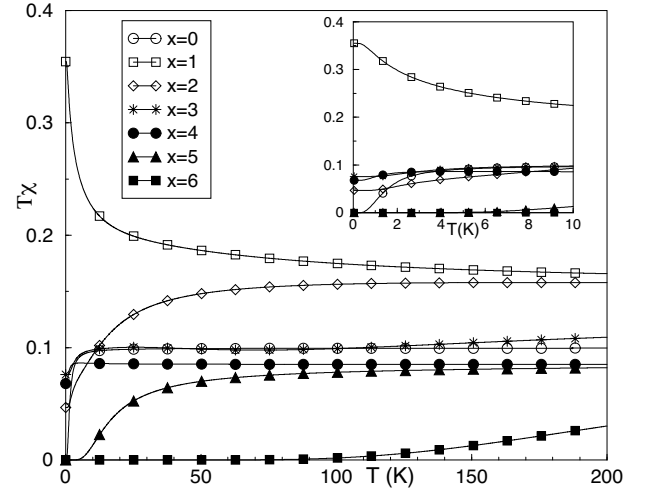


FIG. 2: Temperature dependence of the average f-susceptibility for different alloy concentrations. The inset shows the low-temperature behavior.

temperature-dependent average susceptibility, $\chi_f(T)$,

$$\frac{k_B T \chi_f(T)}{(g_B)^2} = \sum_{C_x; c_x} W_{C_x} e^{\frac{E_{C_x}}{k_B T}} \langle S_f(i) S^{Tot} \rangle_{c_x} : (2)$$

Here, S^{Tot} is the z-projection of the total spin (both f- and c-contributions), c_x are the configuration-dependent exact many-body states, and $\sum_{C_x} W_{C_x}$ denotes exact configuration averages. In Fig. 2 we present $T \chi_f(T)$ as a function of temperature for different x . As $T \rightarrow 0$ (inset Fig. 2) $T \chi_f(T)$ approaches a finite value for $x = 1$ to 4 while it vanishes exponentially for $x = 0, 5$ and 6. This is due to the fact that the former concentrations involve some configurations which are magnetic, while the latter have singlet ground states (Fig. 1). The stronger (weaker) low-temperature dependence for $x = 1$ ($x = 2$ to 4) is due to the smaller (larger) spin gap between the ground state and the lowest excited states. The magnetic susceptibility displays also a magnetic crossover upon varying x , and reveals a Curie-like divergence at low T for $x = 1$ to 4.

TABLE I: Local Kondo f-c and n.n. f-f spin correlations functions and the local Kondo temperature (in K) for two values of t (in eV). The average energy spacing is $\epsilon = 4t/(N-1)$ $4t=5$.

	$\langle S_f^A(i)S_c^A(i) \rangle$	$\langle S_f^A(i)S_f^A(i+1) \rangle$	$T_K(i)$
$t=0.05$	-0.626	-0.322	551.8
$t=1.00$	-0.011	-0.584	173.4

The temperature-dependent results for the specific heat, not reported here, show corroborative evidence of this disorder-induced magnetic crossover.

B. RKKY versus Kondo: Effect of energy spacing

Next we address a number of important open issues, namely (1) the effect of ϵ on the interplay between RKKY and Kondo interactions in disordered clusters, (2) the characterization of the single-impurity "Kondo correlation energy" T_K in a dense-impurity cluster and (3) the effect of disorder and ϵ on the distribution of the local T_K 's. In the following, $\epsilon_B = 2$.

In contrast with previous studies, which introduced a phenomenological distribution $P(T_K)$ of single-impurity Kondo temperatures, the advantage of the present calculations is that one calculates exactly the Kondo correlation energy: we employ the so-called "hybridization" approach [21], with T_K defined as

$$k_B T_K(i) = E_g(V_i = 0) - E_g; \quad (3)$$

where $E_g(V_i = 0)$ is the ground-state energy of the dense-impurity cluster when V is set to zero at the i th site. Eq.(3) reduces to $k_B T_K = E_{\text{band}} - E_F + \epsilon$ E_g [13, 22] in the single-impurity case. Here, E_F is the highest occupied energy level in the conduction band and E_{band} is the conduction band energy. This definition of the local T_K takes into account the interaction of the f-moment at site i with the other f-moments in the system [23].

In Table I we list for the periodic, $x=0$, case the local Kondo f-c spin correlation function $\langle S_f^A(i)S_c^A(i) \rangle$, the n.n. f-f spin correlation function $\langle S_f^A(i)S_f^A(i+1) \rangle$, and the local Kondo temperature for two different values of t (The energy spacing is $\epsilon = 4t/(N-1)$ $4t=5$). As t or ϵ decreases the f-c spin correlation function is dramatically enhanced while the f-f correlation function becomes weaker, indicating a transition from the RKKY to the Kondo regime. This is also corroborated by the increase in the local $T_K(i)$. The energy spacing affects not only the magnetic (A) atoms but the MV atoms as well. Thus, increasing t drives the B atoms from the non-magnetic, NM ($n_f = 2$), to the MV and finally to the Kondo regime.

In Fig. 3 we present the local $T_K(i)$ as a function of the local f-c spin correlation function $\langle S_f^A(i)S_c^A(i) \rangle$ for all Kondo (A) atoms in the singlet ground state at any concentration x for $t=0.05$ and 1.0. Note the different scales

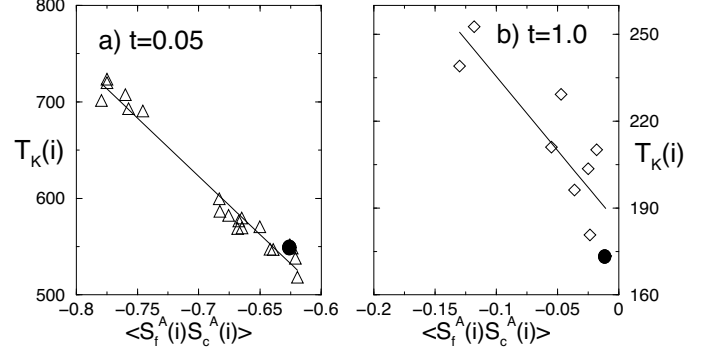


FIG. 3: A-atoms: Local Kondo Temperatures (in K) vs the local f-c spin correlation function, for different configurations and two different values of t . The closed circles refer to the $x=0$ case and the lines are a guide to the eye.

both on the horizontal and vertical axis in the panels. In both panels, the closed circles correspond to the $x=0$ lattice case and the line is a guide to the eye. The results indicate a correlation between T_K and the f-c spin correlation function (the larger T_K 's correspond to the more negative f-c values) as one would expect, since both provide a measure of the Kondo effect. For $t=0.05$, most of the disordered cluster configurations are in the Kondo regime ($S_g = 0$), with larger T_K values; consequently, panel (a) has a larger number of singlet configurations. The introduction of MV impurities induces a distribution of $T_K(i)$'s, whose values are overall enhanced compared to those for the $x=0$ case, except for several configurations for $t=0.05$, in contrast with single-site theories for extended systems [5]. It is interesting that $P(T_K)$ for $t=0.05$ exhibits a bimodal behavior centered about 710 and 570 K, respectively: The higher T_K 's originate from isolated Kondo atoms which have MV atoms as n.n. so that the local screening of the magnetic moment of the A atom is enhanced.

The effect of alloying and ϵ on the RKKY versus Kondo competition for a given x is seen in Fig. 4 (left panel), where the configuration averaged local $\langle S_f^A(i)S_c^A(i) \rangle_x$ and $\langle S_f^A(i)S_f^A(i+1) \rangle_x$ correlation functions are plotted as a function of t . The solid curves denote the uniform $x=0$ case, where we drive the cluster from the RKKY to the Kondo regime as we decrease t . We find that the stronger the average Kondo correlations are the weaker the average RKKY interactions and vice versa. In the weak Kondo regime the configurations exhibit a wider distribution of RKKY interactions indicating that they are sensitive to the local environment. In contrast, in the strong Kondo regime, the Kondo (A) atoms become locked into local Kondo singlets and the n.n. RKKY interactions are insensitive to the local environment. Interestingly, both energy spacing and disorder lead to an overall enhancement of the RKKY interactions compared to the homogenous state.

In the right panel of Fig. 4 we present the t versus x

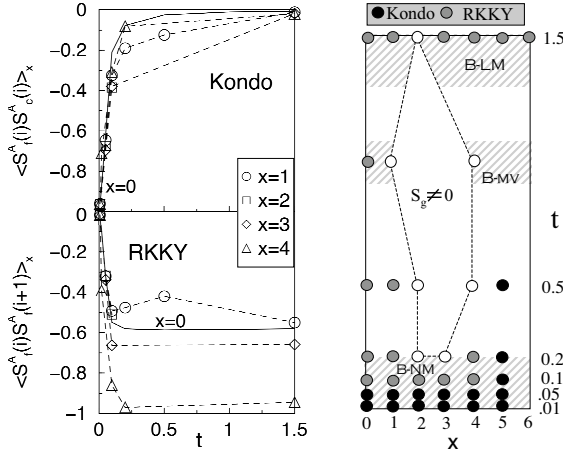


FIG. 4: Left panel: Correlation-averaged local f-c (top) and n.n. f-f spin correlations (bottom) for the A atoms as function of t . The solid line refers to the homogenous $x = 0$ case. Right panel: Zero-temperature t vs x phase diagram for the nanocluster. Black (gray) circles denote the Kondo (RKKY) regime. The white circles and the dashed contour delimit the FM region. The horizontal stripes denote the non-magnetic (NM), mixed valence (MV) and local moment (LM) behavior of the B-atoms.

phase diagram for the nanocluster at $T = 0$. We compare the $\langle S_f^A(i)S_f^A(i) \rangle_x$ and $\langle S_f^A(i)S_f^A(i+1) \rangle_x$ to assign a state of specific concentration to the Kondo or RKKY regimes (black and gray circles, respectively), in analogy with the $x = 0$ case (Table I) and with mean field treatments [24]. The horizontal gray stripes denote qualitatively ranges of t where the B atoms exhibit NM, MV and LM behavior. An interesting feature of the phase diagram is the appearance of a large FM region ($S_B \neq 0$) enclosed by the dashed line. The RKKY region at large t and large x originates from the B atoms which become magnetic. For the non FM configurations and for $x < 5$ the Kondo (RKKY) correlations of the A atoms dominate at small (large) t , in analogy with the $x = 0$ case. On the other hand, for $x = 5$ the local Kondo correlations of the single A atom at low t dominate over the f-f correlations between the A-B and B-B pairs. For the uniform ($x = 6$) MV case we include only results in the large t regime, where the MV atoms acquire LM's which couple antiferromagnetically. Overall, the RKKY interactions prevail for any concentration when t is comparable or larger than the hybridization V .

In conclusion, we have presented exact diagonalization results for strongly correlated nanoclusters to study the effect of disorder and energy spacing on the interplay between the Kondo and RKKY interactions. Tuning can drive the nanocluster from the Kondo to the RKKY regime, i.e. a tunable Doniach phase diagram in small clusters. The interplay of V and disorder produces a rich structure zero-temperature alloy phase diagram, where regions with prevailing Kondo or RKKY correlations al-

ternate with domains of FM order. The distribution of local T_K and RKKY interactions depends strongly on the local environment and are overall enhanced by disorder, in contrast to the hypothesis of single impurity based "Kondo disorder" models for extended systems. The versus disorder interplay may be relevant to experimental realizations of small cluster with tunable magnetic properties.

We acknowledge useful discussions with P. Fulde, P. Schlottmann, P. Riseborough, A.H. Castro Neto, P. Comaglia and C. Balseiro. The research was supported through the NSF under Grant Nos. DMR-0097187 and DMR-0011656 and the Keck and Parsons Foundations grants.

[*] claudio.verdozzi@csun.edu

- [1] A.C. Hewson, *The Kondo Problem to Heavy Fermions*, Cambridge Press, New York, 1993.
- [2] P.W. Anderson, *Phys. Rev.* 124, 41 (1961); *J. Kondo*, *Progr. Theor. Phys.* 32, 37 (1964).
- [3] C.D. Bredl, S. Horn, F. Steglich, B. Luthi and R.M. Martin, *Phys. Rev. Lett.* 52, 1982 (1984).
- [4] H. Tsunetsugu, M. Sigrist and K. Ueda, *Rev. Mod. Phys.* 69, 809 (1997).
- [5] E.M. Miranda, V.D. Obrosavljevic and G. Kotliar, *Phys. Rev. Lett.* 78, 290 (1997).
- [6] A.H. Castro Neto and B.A. Jones, *Phys. Rev. B* 62, 14975 (2000).
- [7] G.R. Stewart, *Rev. Mod. Phys.* 73, 797 (2001).
- [8] P. Schlottmann, *Phys. Rev. B* 65, 174407 (2002).
- [9] P.S. Riseborough, *Phys. Rev. B* 45, 13984 (1992).
- [10] O.O. Bernal, D.E. MacLaughlin, H.G. Lukefahr and B. Andraka, *Phys. Rev. Lett.* 75, 2023 (1995).
- [11] E.M. Miranda and V.D. Obrosavljevic, *Phys. Rev. Lett.* 86, 264 (2001).
- [12] W.B. Thimm, J. Kroha and J. von Delft, *Phys. Rev. Lett.* 82, 2143 (1999).
- [13] H. Hu, G.M. Zhang and L. Yu, *Phys. Rev. Lett.* 86, 5558 (2001).
- [14] P.S. Comaglia and C.A. Balseiro, *Phys. Rev. B* 66, 115303 (2002).
- [15] P. Simon and I. A. A. Eck, *Phys. Rev. Lett.* 89, 206602, (2002).
- [16] G.M. Pastor, R. Hirsch and B. M. Uhlischlegel, *Phys. Rev. Lett.* 72, 3879 (1994).
- [17] S. Doniach, *Physica B* 91, 231 (1977).
- [18] D. Meyer and W. Nolting, *Phys. Rev. B* 62, 5657 (2000); D. Meyer, *Solid State Comm.* 121, 565 (2002).
- [19] P.K.M. Isra, D.G. Kanhere and J.C. Callaway, *Phys. Rev. B* 35, 5013 (1987); J.C. Callaway, D.P. Chen, D.G. Kanhere and P.K.M. Isra, *Phys. Rev. B* 38, 2583 (1988).
- [20] B.K. Rao and P. Jena, *Phys. Rev. Lett.* 89, 185504 (2002).
- [21] P. Fulde, private communication, and P. Fulde, "Electron Correlations in Molecules and Solids", 3rd edition, Springer-Berlin-(1995).
- [22] K. Yosida, *Phys. Rev.* 147, 223 (1966).
- [23] We also employed a second approach, $k_B T_K^0 = \mu_B B_c$, where B_c is the critical local external magnetic field necessary to break up the singlet bound state [14]. Compar-

ative results of the methods will be presented elsewhere.

- [24] B. Coqblin, C. Lacroix, M. S. Gusmão and J.R. Iglesias, PhysRev.B 67,064417 (2003).