

Pseudogap and Competing States in Underdoped Cuprates

Patrick A. Lee¹,

Center for Materials Science and Engineering and Department of Physics, MIT, Cambridge, MA 02139 USA

Abstract

I shall argue that the high T_c problem is the problem of doping into a Mott insulator. Furthermore, the well documented pseudo-gap phenomenon in underdoped cuprates holds the key to understanding this physics. Phase fluctuation alone cannot explain this phenomenon, but there is a clear need to identify a competing state which lives in the vortex core. The staggered flux state is a good candidate for the competing state and experimental tests of these ideas will be discussed.

Key words: Superconductivity; Pseudogap; Cuprate

In the past several years, a consensus has begun to emerge that the phenomenon of high temperature superconductivity in cuprates is associated with doping into a Mott insulator. The undoped material is an antiferromagnet with a large exchange energy J of order 1500 K. The doped holes hop with a matrix element t , which is estimated to be approximately $3J$. However, the Neel state is not favorable for hole hopping, because after one hop the spin finds itself in a ferromagnetic environment. Thus it is clear that the physics is that of competition between the exchange energy J and the hole kinetic energy per hole xt . Apparently the superconducting state emerges as the best compromise, but how and why this occurs is the central question of the high T_c puzzle. In the underdoped region this competition results in physical properties that are most anomalous. The metallic state above the superconducting T_c behaves in a way unlike anything we have encountered before. Es-

entially, an energy gap appears in some properties and not others, and this metallic state has been referred to as the pseudogap state. We will focus our attention on this region because the phenomenology is well established and we have the best chance of sorting out the fundamental physics.

The pseudogap phenomenon is most clearly seen in the uniform susceptibility. For example, Knight shift measurement in the YBCO 124 compound shows that while the spin susceptibility χ_s is almost temperature independent between 700 K and 300 K, as in an ordinary metal, it decreases below 300 K and by the time the T_c of 80 K is reached, the system has lost 80% of the spin susceptibility.[1] To emphasize the universality of this phenomenon, I reproduce in Fig. 1 some old data on YBCO and LSCO. Figure 1(a) shows the Knight shift data from Alloul et al. from 1989.[2] I have subtracted the orbital contribution, which is generally agreed to be 150 ppm,[3] and drawn in the zero line to highlight the spin contribution to the Knight shift which is proportional to χ_s . The pro-

¹ E-mail: palee@mit.edu

portionality constant is known [2] which allows us to draw in the Knight shift which corresponds to the 2D square $S = \frac{1}{2}$ Heisenberg antiferromagnet with $J = 0.13$ eV. [4,5] The point of this exercise is to show that in the underdoped region, the spin susceptibility drops below that of the Heisenberg model at low temperatures before the onset of superconductivity. This trend continues even in the severely underdoped limit (0.53 to 0.41), showing that the χ_s reduction cannot simply be understood as fluctuations towards the antiferromagnet. Note that the discrepancy is worse if J were replaced by a smaller J_{eff} due to doping, since $\chi_s \propto J_{\text{eff}}^{-1}$. The data seen in this light strongly point to singlet formation as the origin of the pseudogap seen in the uniform spin susceptibility.

It is worth noting that the trend shown in Fig. 1 is not so apparent if one looks at the measured spin susceptibility directly. [6] This is because the van Vleck part of the spin susceptibility is doping dependent, due to the changing chain contribution. This problem does not arise for LSCO, and in Fig. 1(b) we show the uniform susceptibility data. [7] The zero of the spin part is determined by comparing susceptibility measurements to ^{17}O Knight shift data. [8] Nakano et al. [7] find an excellent fit for the $x = 0.15$ sample (see Fig. 9 of ref. 7) and determine the orbital contribution for this sample to be $\chi_0 = 0.4 \times 10^{-7}$ emu/g. This again allows us to plot the theoretical prediction for the Heisenberg model. [9] Just as for YBCO, χ_s for the underdoped samples ($x = 0.1$ and 0.08) drops below that of the Heisenberg model. In fact, the behavior of χ_s for the two systems is remarkably similar, especially in the underdoped region.

A second indication of the pseudogap comes from the linear T coefficient of the specific heat, which shows a marked decrease below room temperature. [10] It is apparent that the spins are forming into singlets and the spin entropy is gradually lost. On the other hand, the frequency dependent conductivity behaves very differently depending on whether the electric field is in the ab plane (χ_{ab}) or perpendicular to it (χ_c). At low frequencies (below 500 cm^{-1}) (χ_{ab}) shows a typical Druide-like behavior for a metal with a width which decreases with temperature, but an area (spectral weight) which is independent of temperature. [11] Thus

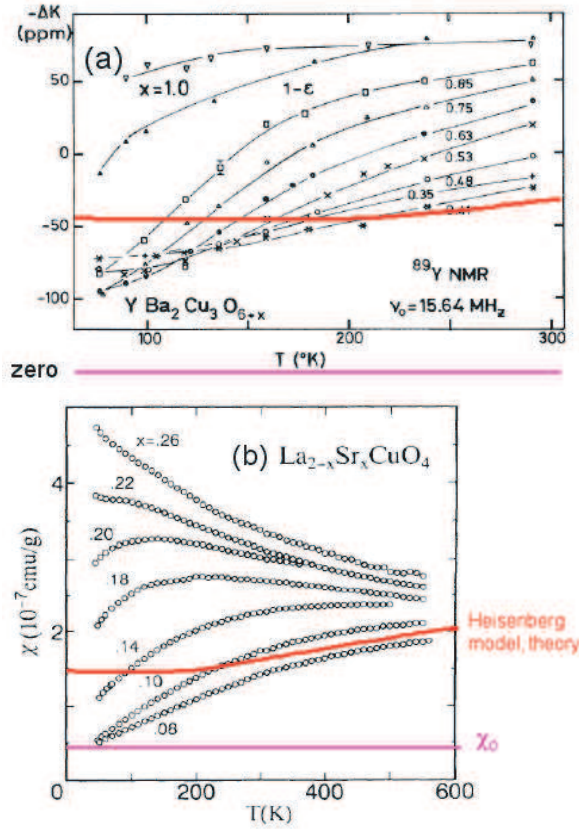


Fig. 1. (a) Knight shift data of YBCO for a variety of doping. [2] The zero level for the spin contribution has been added and the solid line represents the prediction of the 2D $S = \frac{1}{2}$ Heisenberg model for $J = 0.13$ eV. (b) Uniform magnetic susceptibility for LSCO. [7] The orbital contribution χ_0 is shown (see text) and the solid line represents the Heisenberg model prediction.

there is no sign of the pseudogap in the spectral weight. This is surprising because in other examples where an energy gap appears in a metal, such as the onset of charge or spin density waves, there is a redistribution of the spectral weight from the Drude part to higher frequencies. On the other hand below 300 K (χ_c) is gradually reduced for frequencies below 500 cm^{-1} and a deep hole is carved out of χ_c (!) by the time T_c is reached. [12] Finally, angle-resolved photoemission shows that an energy gap (in the form of a pulling back of the leading edge of the electronic spectrum from the Fermi energy) is observed near momentum $(0; \pi)$ and the onset of superconductivity is marked by

the appearance of a small coherent peak at this gap edge.

The pseudogap phenomenology is well explained by a cartoon picture which emerges from the RVB (resonating valence band) theory of Anderson.[13] The spins are paired into singlet pairs. However, the pairs are not static but are fluctuating due to quantum mechanical superposition, hence the term quantum spin liquid. The singlet formation explains the appearance of the spin gap and the reduction of spin entropy. The doped holes appear as vacancies in the background of singlet pair liquid and can carry a current without any energy gap. However in c-axis conductivity an electron is removed from one plane and placed on the next. The intermediate state is an electron which carries spin 1/2 and therefore it is necessary to break a singlet pair and pay the spin-gap energy. The same consideration applies to the photoemission experiment. Finally, according to RVB theory, superconductivity emerges when the holes become phase coherent. The spin singlet familiar in the BCS theory has already been formed.

While the above picture is appealing, there has been another popular explanation. The idea is that the pseudogap phenomenology can be understood as a superconductor with robust amplitude but strong phase fluctuation. The superfluid density ρ_s which controls the phase stiffness is proportional to the doping concentration x and becomes small in the underdoped region. As emphasized by Uemura [4] and by Emery and Kivelson, [5] T_c is controlled by ρ_s and is much lower than the energy gap. We shall now argue that phase fluctuations cannot be the whole story. Setting aside the question of where the strong pairing amplitude comes from in the first place, that the phase fluctuation scenario is incomplete can be seen from the following argument. In two dimensions the destruction of superconducting order is via the Berezinskii-Kosterlitz-Thouless (BKT) theory of vortex unbinding. Above T_c the number of vortices proliferate and the normal metallic state is reached only when the vortex density is so high that the cores overlap. At lower vortex density, transport properties will resemble a superconductor in the low temperature regime. In ordinary superconductors, the BKT temperature is close to the mean field temperature,

and the core energy rapidly becomes small. However, in the present case, it is postulated that the mean field temperature is high, so that a large core energy is expected. Indeed, in a conventional core the order parameter and energy gap vanish, costing $\frac{1}{2}E_F$ per unit area of energy. Using a core radius of $r_c = \xi_F = 0$, the core energy of a conventional superconductor is E_F . In our case, we may replace E_F by J . If this were the case, the proliferation of vortices would not happen until a high temperature $T_c \sim J$ independent of x is reached. Thus for the phase fluctuation scenario to work, it is essential to have "cheap" vortices, with energy cost of order T_c . Then the essential problem is to understand what the vortex core is made of. Put another way, there has to be a competing state with energy very close to the d-wave superconductors which constitute the core. The vortex core indeed offers a glimpse of the normal state reached when H exceeds H_{c2} , and is an important constituent of the pseudogap state above T_c .

What are the candidates for the competing order? A candidate which has attracted a lot of attention is the stripe phase.[16,17] In the LSCO family, dynamical stripes (spin density waves) are clearly important, especially near $x = \frac{1}{8}$. There are recent reports of incommensurate SDW nucleating around vortices. However, until now there has been little evidence for stripes outside of the LSCO family. On the theoretical side, as a competing state it is not clear how the stripes are connected to d-wave superconductivity and it is hard to understand how the nodal quasiparticles turn out to be most sharply defined on the Fermi surface, since these have to transverse the stripes at a 45° angle.

A second candidate for the vortex core is the antiferromagnetic state. This possibility was first proposed several years ago in the context of the SO(5) theory.[18] This theory is phenomenological in that it involves only bosonic degrees of freedom (the SDW and pairing order parameters). The quasiparticles are out of the picture. Thus the fundamental question of how the holes are accommodated has not really been addressed. There are reports of enhanced antiferromagnetic spin fluctuations, and perhaps even static order, using NMR.[19,20] I shall argue next that other considerations also lead to antiferromagnetic fluctua-

tions and possibly static orders inside the vortex core, so that the observation of antiferromagnetic cores does not necessarily imply the existence of $SO(5)$ symmetry.

Finally, I come to the candidate which we favor | the staggered ux state with orbital currents.[21] Indeed, using the staggered ux state as the core, Lee and Wen have successfully constructed a "cheap" vortex state.[22] The staggered ux phase has an advantage over other possibilities in that its excitation spectrum is similar to the d -wave superconductor and the $SU(2)$ theory allows us to smoothly connect it to the superconductivity. We also regard the staggered ux phase as the precursor to Neel order, so that antiferromagnetic fluctuations or even SDW order are accommodated naturally. Of course, it is experiments which have the final say as to which candidate turns out to be realized. Our strategy is to work out as many experimental consequences as we can and propose experiments to confirm or falsify our theory.

The staggered ux state was first introduced as a mean field solution at half-filling[23] and later was extended to include finite doping.[24] At half-filling, due to the constraint of no double occupation, the staggered ux state corresponds to an insulating state with power law decay in the spin correlation function. It is known that upon including gauge fluctuations which enforce the constraint, the phenomenon of confinement and chiral symmetry breaking occurs, which directly corresponds to Neel ordering.[25] The idea is that with doping, confinement is suppressed at some intermediate energy scale, due to screening by holes and to dissipation.[26] As the temperature is lowered, the pseudogap state emerges which can be understood as fluctuating between the staggered ux state and the d -wave superconducting state. As still lower temperature, the staggered ux states become dilute and form the core of fluctuating $hc=2e$ vortices. Finally, the vortices bind via the BKT transition and the d -wave superconducting state is the stable ground state. Thus the staggered ux state may be regarded as the "mother state" which is an unstable fixed point due to gauge fluctuations. It flows to Neel ordering at half-filling and to the d -wave superconductor for sufficiently large x . Thus the staggered ux state plays a central role in this kind

of theory. This picture is depicted schematically in Fig. 2. We should point out that the staggered ux state (called the D -density wave state) has recently been proposed as the ordered state in the pseudogap region.[27] As explained elsewhere,[28] we think that this view is not supported by experiment and we continue to favor the fluctuation picture.

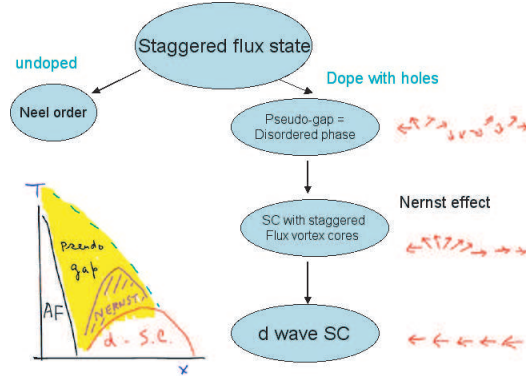


Fig. 2. Schematic representation of our view of the phase diagram. In the undoped limit the staggered ux state develops into the Neel state once gauge fluctuations are included. The pseudogap phase can be thought of as a fluctuating phase between the staggered ux state and the d -wave superconductor. The $SU(2)$ theory allows us to smoothly connect these fluctuations. In this theory different states may be represented by a three-dimensional quantization axis with arrows pointing to the north and south poles representing staggered ux order and arrows in the equator representing the d -wave superconductor. These arrows are schematically shown in the figure. As temperature is lowered, the staggered ux regions (arrows pointing to north or south pole) are localized to form cores of $hc=2e$ vortices. Eventually these vortices disappear via the Kosterlitz-Thouless transition to the d -wave superconducting state. There is a broad range in temperatures above this transition where vortices may give rise to Nernst effects.[39] This is sketched in the schematic phase diagram.

The above picture finds support from studies of projected wavefunctions, where the no-double-occupation constraint is enforced by hand on a computer. With doping the best state is a projected d -wave state. This state can explain many of the properties of the superconductor, as recently discussed by Paramakantiet al.[29] It is natural to consider the projected staggered ux state (at

nite doping) as a trial wavefunction for the "normal state" which exists inside the vortex core. The energy difference between this and the projected d-wave superconductor may be considered the condensation energy. The condensation energy per site computed this way is shown in Fig. 3.[30] Note the dome shape which is reminiscent of the T_c curve and the rather small value for the condensation energy, consistent with our expectation based on the SU(2) idea. Another interesting quantity we calculated [31] is the current-current correlation function for the projected d-wave BCS wavefunction: $c_j(k;') = \langle j(k)j(') \rangle$ where $j(k)$ is the physical electron current on the bond k . The average current $\langle j(k) \rangle$ is obviously zero, but the correlator exhibits a staggered circulating pattern.[31] Such a pattern is absent in the d-wave BCS state before projection, and is a result of the Gutzwiller projection. Our result for c_j is consistent with exact diagonalization of two holes in 32 sites.[32]

The staggered current generates a staggered physical magnetic field (estimated to be 10{40 gauss) [24,28] which may be detected, in principle, by neutron scattering. In practice the small signal makes this a difficult, though not impossible experiment and we are motivated to look for situations where the orbital current may become static or quasi-static. Recently, we analyzed the structure of the $hc=2e$ vortex in the superconducting state within the SU(2) theory and concluded that in the vicinity of the vortex core, the orbital current becomes quasi-static, with a time scale determined by the tunnelling between two degenerate staggered flux states.[22] It is very likely that this time is long on the neutron time scale. Thus we propose that a quasi-static peak centered around (π, π) will appear in neutron scattering in a magnetic field, with intensity proportional to the number of vortices. The time scale may actually be long enough for the small magnetic fields generated by the orbital currents to be detectable by ^{63}SR or Yttrium NMR. Again, the signal should be proportional to the external fields. (The NMR experiment must be carried out in 2{4{7 or 3 layer samples to avoid the cancellation between bi-layers.) We have also computed the tunnelling density of states in the vicinity of the vortex core, and predicted a rather specific kind of period doubling which should be

detectable by atomic resolution STM.[33] The recent report [34] of a static field of 18 gauss in underdoped YBCO which appears in the vortex state is promising, even though muon cannot distinguish between orbital current or spin as the origin of the magnetic field. We remark that in the underdoped antiferromagnet, the local moment gives rise to a field of 340 gauss at the muon site. Thus if the 18 gauss signal is due to spin, it will correspond to roughly $1/20$ th of the full moment.

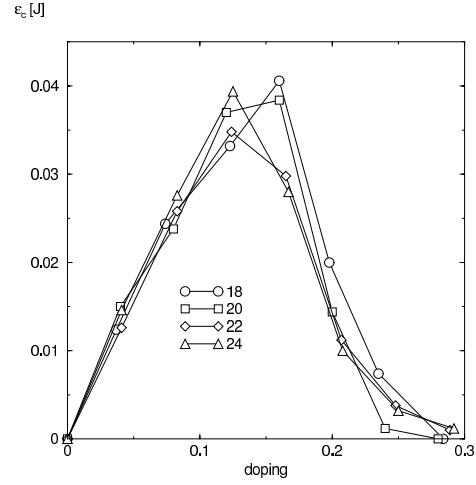


Fig. 3. The condensation energy per site vs. doping as estimated from the difference between the energy of the projected staggered flux state and the projected d-wave superconductor.[30] Data are shown for a variety of sample sizes.

We remark that our analytic model of the vortex core is in full agreement with the numerical solution of unrestricted mean field i_j and j_j by Wang, Han and Lee[35] and Ogata and collaborators.[36] Recently we found that for small doping in the t-J model a small moment SDW co-exists with orbital currents in the vortex core.[37] More generally, we expect (π, π) spin fluctuations to be enhanced [38] so that the tendency to antiferromagnetism is fully compatible with the staggered flux picture. This vortex solution is also interesting in that the tunnelling density of states show a gap, with no sign of the large resonance associated with Caroli-deGennes-type core levels found in the standard BCS model of the vortex. The low density of states inside the vortex core has an important implication. In the standard Bardeen-Stephen model

I thank X.-G. Wen, N. Nagaosa, D. Ivanov, J. Kishine and Y. Morita for their collaboration on the work reviewed here. I acknowledge the support of NSF through the MRSEC program with grant number DMR-0213282.

- [1] N. Curro et al., Phys. Rev. B 56 (1997) 877.
- [2] H. A. Iqbal, T. Ohno, and P. M. Enders, Phys. Rev. Lett. 63 (1989) 1700.
- [3] M. Takigawa, W. L. Hults, and J. L. Smith, Phys. Rev. Lett. 71 (1993) 2650.
- [4] H. O. Ding and M. M. Kavic, Phys. Rev. B 43 (1991) 3562.
- [5] A. W. Sandvik, E. Dagotto, and D. J. Scalapino, Phys. Rev. B 56 (1997) 11701.
- [6] J. M. Tranquada et al., Phys. Rev. B 38 (1988) 2477.
- [7] T. Nakano et al., Phys. Rev. B 49, 16000 (1994).
- [8] K. Isida, Y. Kitaoka, G. Q. Zhang, and K. Asayama, J. Phys. Soc. Jpn. 60, 3516 (1991).

[9] We note that a comparison of χ_s for YBCO and LSCO was made by A. J. Millis and H. Monien [Phys. Rev. Lett. 70, 2810 (1993)]. Their YBCO analysis is similar to ours. However, for LSCO they find a rather different ρ_0 by matching the measurement above 600 K to that of the Heisenberg model. Consequently, their χ_s

- [10] W. J. Loram et al, *Physica C* 341(348) (2000) 831.
- [11] A. F. Santander-Syro et al, *Phys. Rev. Lett.* 88 (2002) 097005.
- [12] C. C. Homes, T. Timusk, R. Liang, D. A. Bonn, and W. N. Hardy, *Phys. Rev. Lett.* 71 (1993) 4210.
- [13] P. W. Anderson, *Science* 235 (1987) 1196.
- [14] Y. Uemura et al, *Phys. Rev. Lett.* 66 (1991) 2665.
- [15] V. J. Emery, S. Kivelson, *Nature* 374 (1995) 434.
- [16] V. J. Emery, S. Kivelson, J. M. Tranquada, *Proc. Natl. Acad. Sci. USA* 96 (1999) 8814.
- [17] S. Sachdev, cond-mat/0211005, to appear in *Rev. Mod. Phys.*
- [18] D. P. Arovas et al, *Phys. Rev. Lett.* 79 (1997) 2871.
- [19] V. F. Mitrovic et al, *Nature* 413 (2001) 501.
- [20] K. Kakuyanagi et al, *Phys. Rev. Lett.* 90 (2003) 197003.
- [21] X.-G. Wen, P. A. Lee, *Phys. Rev. Lett.* 76 (1996) 503.
- [22] P. A. Lee, X.-G. Wen, *Phys. Rev. B* 63 (2001) 224517.
- [23] J. B. Marston, I. A. A. Eck, *Phys. Rev. B* 39 (1989) 11538.
- [24] T. Hsu et al, *Phys. Rev. B* 43 (1991) 2866.
- [25] D. H. Kim and P. A. Lee, *Annals of Phys.* 272 (1999) 130.
- [26] N. Nagaosa, *Phys. Rev. Lett.* 71 (1993) 4210; N. Nagaosa and P. A. Lee, *Phys. Rev. B* 61, 9166 (2000).
- [27] S. Chakravarty et al, *Phys. Rev. B* 63 (2001) 94503.
- [28] P. A. Lee, *J. of Phys. Chem. Solids* 388-389 (2003) 7.
- [29] A. Paramakanti, M. Randeria, and N. Trivedi, *Phys. Rev. Lett.* 87, (2001) 217002.
- [30] D. Ivanov and P. A. Lee, cond-mat/0305143.
- [31] D. A. Ivanov, P. A. Lee, X.-G. Wen, *Phys. Rev. Lett.* 84 (2000) 3958.
- [32] P. W. Leung, *Phys. Rev. B* 62 (2000) 6112.
- [33] J. Kishine, P. A. Lee, X.-G. Wen, *Phys. Rev. Lett.* 86 (2001) 5365; *Phys. Rev. B* 65 (2002) 064526.
- [34] R. I. Miller et al, *Phys. Rev. Lett.* 88 (2002) 137002.
- [35] Q.-H. Wang et al, *Phys. Rev. Lett.* 87 (2001) 167004.
- [36] H. Tsuchiura, M. Ogata, Y. Tanaka, and S. Kashiyawa, cond-mat/0302030.
- [37] Y. Morita, J. Kishine, P. A. Lee, unpublished.
- [38] W. Rantner and X.-G. Wen, *Phys. Rev. B* 66 (2002) 144501.
- [39] Y. Wang et al, *Phys. Rev. Lett.* 88 (2002) 257003.