

# A symptotic aging in structural glasses

T. S. Grigera,<sup>1</sup> V. Martı́n-Mayor,<sup>2,3</sup> G. Parisi,<sup>4</sup> and P. Verrocchio<sup>2,3</sup>

<sup>1</sup>Centro Studi e Ricerche "Enrico Fermi", via Panisperna, 89A, 00184 Roma, Italy

<sup>2</sup>Departamento de Física Teórica, Universidad Complutense, Avenida Complutense, 28040 Madrid, Spain

<sup>3</sup>Instituto de Computación y Física de Sistemas Complejos (BIFI). Universidad de Zaragoza, 50009 Zaragoza, Spain.

<sup>4</sup>Dipartimento di Fisica, Università di Roma "La Sapienza", P.le Aldo Moro 2, 00185 Roma, Italy – SM C-INFM unità di Roma – Italy INFN sezione di Roma

(Dated: April 6, 2004)

Using a non-local Monte Carlo algorithm, we study the aging of a fragile glass, being able to follow it up to equilibrium down to  $0.89T_{MC}$  ( $T_{MC}$  is the Mode-Coupling temperature) and up to unprecedentedly large waiting times at lower temperatures. We show that the fluctuation-dissipation ratio is independent of the dynamics chosen and is compatible with a phase transition, and that the scaling behaviour of the aging part of the correlation supports the full-aging scenario.

PACS numbers: 61.20.Lc, 61.43.Fs

Aging is found in many complex systems out of equilibrium, like supercooled liquids [1], polymers [2], colloids [3], or spin-glasses [4], and understanding it is a necessary step towards a unified description of such systems [5, 6]. After a short transient since preparation, a state is reached in which one-time observables (e.g. energy, enthalpy) vary extremely slowly, while two-time quantities (correlations, susceptibilities) strongly depend on the age (or waiting time  $t_w$ , i.e. the time elapsed since preparation) of the system as well as on frequency  $\omega$  (or the measurement time  $t$ ). Despite recent efforts, our knowledge of aging of real materials is scant in the theoretically important regime of large  $t_w$  and small frequency, where universal features should show up [5]. Two issues still open are the scaling of correlations and the behavior of the fluctuation-dissipation ratio.

Consider observables  $A$  and  $B$  ( $B$  couples to an external field  $h$ ). The susceptibility (i.e. the time integral of the linear response  $R(t_w; t+t_w) = \frac{1}{h} \frac{d}{dt} \langle A(t+t_w) \rangle_{h=0}$ ) and the correlation function  $C(t_w; t+t_w) = \frac{1}{h} \frac{d}{dt} \langle A(t+t_w) B(t_w) \rangle$  are expected to be of the form [5]

$$C(t_w; t_w + t) = C_{st}(t) + C_{ag} \frac{g(t_w + t)}{g(t_w)}; \quad (1)$$

where  $g(t)$  is a monotonic function acting as an 'effective' correlation time, and  $C_{ag}$  describes the aging of the system [7]. Most published studies focus on the scaling properties of  $C_{ag}$ : it is generally a function of  $t/t_w$ , but there is a lack of universality in the values of the exponent  $\lambda$ , embarrassing in view of the claimed equivalence of complex systems. Full aging ( $\lambda = 1$ ) has been clearly observed so far only in spin-glasses [8]. For colloids, both superaging ( $\lambda > 1$ ) [9] and full aging has been reported [10]. Polymers show rather subaging ( $\lambda < 1$ ) [2, 11], as has also been observed in simple liquids [12]. However, the values quoted often correspond to different time regimes, and the regime where  $t_w \gg 1$  with  $t/t_w$  fixed has not been carefully studied (except for spin glasses). For example in glycerol [13] full aging has not been seen

either close to the glass temperature,  $T_g$  (almost at equilibrium) or at lower temperatures  $T$ . In both regimes the explored frequencies were much larger than  $1/t_w$ .

Aging is also characterized by a non-trivial behavior of the fluctuation-dissipation ratio (FDR), namely

$$X(t_w; t+t_w) = \frac{TR(t_w; t+t_w)}{dC(t_w; t_w+t)/dt_w}; \quad (2)$$

The fluctuation-dissipation theorem (FDT) states that  $X = 1$  in thermodynamic equilibrium, but this need not be so during aging, and FDT violations (i.e.  $X \neq 1$ ) are observed. Experiments [14, 15], mean-field results [16] and simulations [17, 18] suggest that the FDR depends on time only through the correlation function, i.e.  $X = X[C(t_w; t_w+t)]$ . In structural glasses, in which we concentrate from now on, simulations also show that at fixed  $t_w$ ,  $X$  takes essentially two values:  $X(C) = 1$  for  $C$  greater than some  $C_{EA}(T)$  (called Edwards-Anderson parameter) and  $X(C) = x(t_w) < 1$  for  $C < C_{EA}(T)$ . Since  $T=X$  can be interpreted as an effective temperature  $T_e$  [16], it seems that FDT violations in structural glasses can be characterized by a single time-dependent  $T_e(t_w) = T/x(t_w)$ , related to the slowest degrees of freedom. This lacks experimental confirmation. (Note that other definitions of effective temperatures have been explored [13, 19]). Also open is the issue of the behavior of  $T_e(t_w)$  as  $t_w \rightarrow 1$  (numerical data available cover only very short waiting times in the sense that one-time quantities are still fastly evolving [12, 18]), of great theoretical interest because it is related to the possible thermodynamic meaning of  $T_e$  [16].

In this paper we study the aging dynamics down to  $0.53T_{MC}$  ( $T_{MC}$  is the Mode-Coupling [20] temperature, below which dynamics slows down dramatically), reaching very large waiting times. This can be achieved through the use of a non-local algorithm (SM C [21]), which greatly accelerates the dynamics. We reach an asymptotic regime where the correlation function shows full aging within errors (supporting the analogy with spin

glasses [8]), and where FDT violations are independent of the dynamics and of the age of the system.

We have simulated the soft-sphere binary mixture [22] (pair potential  $V_{AB}(r) = (r_{AB}/r)^{12}$ , diameter ratio 1.2), a simple fragile glassformer, using a non-local Metropolis Monte Carlo algorithm (hereafter SMC) [21] which adds swap moves (with probability  $p$ ) to standard local Monte Carlo (LMC). Although swap acceptance is very low ( $\sim 3 \cdot 10^{-6}$ ) the equilibration time is considerably shortened; e.g. at  $0.89T_M$  extrapolations estimate it to be three orders of magnitude larger for LMC than for SMC (note that other non-local algorithms have proved useful in simulations of structural glasses [23]). We used the following protocol: Starting from a random configuration, a system of  $N = 2048$  particles was instantaneously quenched to the final temperature  $T$ , and let evolve for  $t_w$  steps. This preparation was done with the SMC algorithm with  $p = 0.1$ , which gives the faster equilibration for this system size. After  $t_w$ , the correlation and response functions in the presence of an external field were computed, mostly in SMC runs with  $p = 0.1$ , but also in LMC and SMC runs with different  $p$  in order to assess the dependence of the results on the dynamics. Due to the swap moves, particle diffusion is not a convenient observable. Instead, we divided the simulation box in  $N_c$  cubic subcells and considered the quantity

$$A(t) = \frac{1}{N_c} \sum_{i=1}^{N_c} n_i(t); \quad (3)$$

where  $n_i = 1$  randomly and  $n_i$  is the occupation number of subcell  $i$ . The side of the subcells was about  $0.35 r_{AA}$  so that essentially  $n_i = 0$  or  $1$ . Note that swap moves do not change  $A(t)$ . To measure response, a term

$N_A$  was added to the Hamiltonian, with  $h \delta T$  ( $h$  is dimensionless). We considered the correlation  $C(t_w; t_w + t) = \overline{N_A(t_w)A(t_w + t)}$ , where  $\overline{\phantom{x}}$  means average over both thermal histories and the  $\phantom{x}$ , together with the integrated response  $k_B T(t_w; t_w + t) = \overline{hA(t_w + t) - hA(t_w)}$  [24].

With SMC we can equilibrate the system down to  $T = 0.89T_M$ . The correlation  $C(t_w; t_w + t)$  shows aging up to  $t_w = 10^5$ , but does not change between  $t_w = 10^5$  and  $10^6$ , which is approximately the region where the energy reaches a stationary value (Fig. 1). We conservatively estimate the autocorrelation time as the time needed for  $C$  to reach the asymptotic value  $N/N_c$  ( $\sim 0.04$ ), obtaining  $\tau_c = 2 \cdot 10^6$ , much smaller than  $10^6$  (the total length of the simulation). Hence we claim that the system has equilibrated, which is further confirmed by the fact that the FDT holds. In contrast, well below  $0.89T_M$  the system is out of equilibrium up to  $t_w = 2 \cdot 10^7$  (our largest observational time). A stretched exponential fit of the equilibrium correlation in the late-relaxation regime yields a stretching exponent  $\sim 0.3$ . The equilibrium LMC correlation function does not decay to  $N/N_c$  within the simulated times, hence it is still

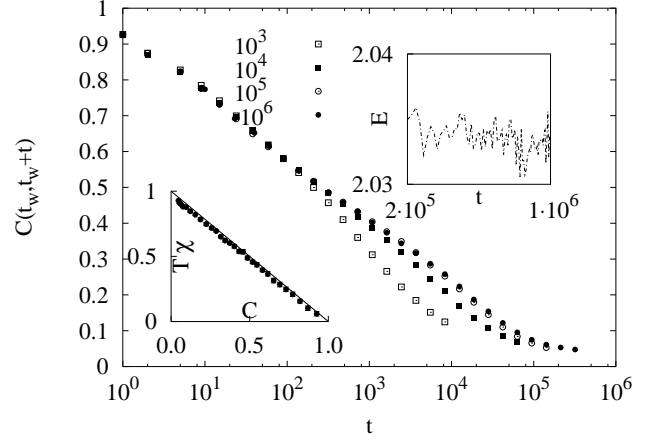


FIG. 1: Correlation function  $C(t_w; t_w + t)$  vs.  $t$  for  $T = 0.89T_M$  at  $t_w = 10^3; 10^4; 10^5; 10^6$  (24 samples). Bottom, left: integrated response  $T$  vs. correlation function  $C$  at  $t_w = 10^6$ . Top, right: Energy per particle  $E$  vs.  $t$  during a SMC quench with  $p = 0.1$ . Error bars are of the order of point size.

an open point whether SMC changes the shape of the correlations in equilibrium, or whether the two dynamics are related by a simple rescaling of time.

We first address the issue of the scaling of the correlation during aging at  $T = 0.53T_M$  (in general far below  $T_g$ , e.g. for glycerol this corresponds to  $T \sim 140$  K, while  $T_g \sim 190$  K). With SMC we find (Fig. 2) that the correlations for  $t_w = 5 \cdot 10^5; 5 \cdot 10^6$  can be made to collapse by plotting them as a function of  $t/t_w$  with  $\tau = 1.05(6)$ , compatible with full aging. The collapse applies to the aging part ( $C_{ag}$ , eq. 1), which dominates the correlation for  $t/t_w > 0.1$  ( $t_w < 10$ ), as has also been observed in spin glasses [8]. The two shortest  $t_w$ 's (inset) can instead be scaled with  $\tau \sim 0.85$ . The same value (within errors) was found in molecular dynamics simulations of the Lennard-Jones binary mixture [12], so we argue that the accelerated dynamics does not affect the scaling. If one insists on scaling all curves, it can be done reasonably well using  $\tau \sim 0.9$ , though this is likely an artifact of mixing two different regimes. The relevant point is that  $\tau = 1$  is seen clearly only for  $t/t_w \gg 1$  and in the  $t \gg t_w$  region, which is where it is expected to hold [9], if structural glasses share the dynamic properties of spin-glasses [5]. The failure of full aging for  $t/t_w \ll 1$  is hence in agreement with dielectric susceptibility measurements in glycerol [13]. We are not aware of experimental studies in the conditions where we find full aging, but such measurements are clearly needed.

A second important result is that although the susceptibility and correlation are affected by the choice of dynamics, the FDR is not. In fact, Fig. 3 shows the ratio  $T_e = T$  (i.e. the inverse of the FDR) at  $T = 0.89T_M$  during aging and up to equilibration for both SMC and LMC algorithms, obtained measuring the FDR in simulations

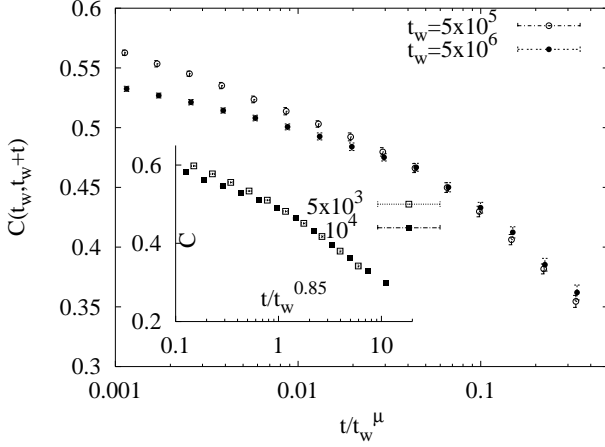


FIG. 2:  $C$  vs.  $t/t_w$ ,  $t_w = 5 \cdot 10^5; 5 \cdot 10^6$  at  $T = 0.53 T_{MC}$  from SMC runs (24 samples). Inset:  $C$  vs.  $t/t_w^{0.85}$  for  $t_w = 5 \cdot 10^3; 10^4$  (48 samples).

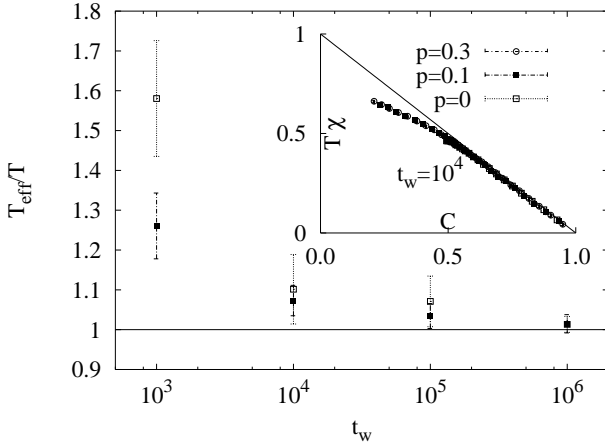


FIG. 3:  $T_e = T$  vs.  $t_w$  for SMC and LMC runs at  $T = 0.53 T_{MC}$  (16 samples), obtained by a linear fit of the points of the parametric  $T$  vs.  $C$  plots deviating from the FDT line. Errors were estimated with the jackknife method [25]. Inset:  $T$  vs.  $C$  for  $t_w = 10^4$  at  $T = 0.53 T_{MC}$  for  $p = 0$  (LMC) and  $p = 0.1; 0.3$  (SMC),  $N = 20000$  (8 samples).

that used configurations taken along the SMC quench as a starting point. After a short transient ( $\sim 10^4$  steps) the FDRs become indistinguishable within errors. At  $T = 0.53 T_{MC}$  and with LMC, we can reach the region of FDT violations only for  $t_w = 10^4$ , so we look at the FDR at fixed  $t_w$  for LMC and SMC with  $p = 0.1$  and  $0.3$ , obtaining a good agreement (Fig. 3, inset).

Finally, we investigate the FDR for large times at  $T = 0.53 T_{MC}$ . In Fig. 4 we plot  $T_e$  at  $t_w = 5 \cdot 10^3; 10^4; 5 \cdot 10^5$  and  $5 \cdot 10^6$  as a function of the instantaneous inherent structure (IS) energy  $E_{IS}(t_w)$ . We also plot  $T_e$  computed according to the IS approach [18],  $T_e^{-1} = \partial \beta / \partial f$ , where  $\beta$  is the logarithm of the number of IS with free-energy  $f$ , and  $\partial \beta / \partial f$  is obtained as in

ref. 18). This idea (which makes no prediction about the  $t_w \rightarrow 1$  limit of  $T_e$ ) had previously been confirmed only in the very early aging regime by molecular dynamic simulations [18]. Our results show a reasonable agreement even at quite large times.

The limiting value of  $T_e$  as  $t_w \rightarrow 1$  is of great theoretical interest. If the system eventually equilibrates, then  $T_e \rightarrow T$ , as we have found for  $T = 0.53 T_{MC}$ . Approaches that consider aging a result of critical slowing down due to the proximity of a critical point which is never reached (because it is located at  $T = 0$  [26], or because of the impossibility to establish a "liquid" long range order [27]) predict this to be the case for all temperatures. A different view relates the asymptotic value of the FDR to a thermodynamic transition described by replica symmetry breaking [28]. Above the transition,  $X(C)$  is predicted to reach slowly the equilibrium value 1 (so  $T_e \rightarrow T$  [6]), while below the FDR should remain non trivial and  $T_e$  tend to a constant  $> T$ , since the system never equilibrates. In this scenario the asymptotic FDR is claimed to classify complex systems in universality classes [5, 28]. A third possibility is that FDT violations are due to nucleation and slow growth of the crystal phase [29], in which case at long times one expects the coarsening regime to be reached, and so  $T_e \rightarrow 1$ .

Our results for  $0.53 T_{MC}$  do not seem to support this last possibility. The data are instead compatible with the presence of a thermodynamic replica symmetry breaking (RSB) transition [28], since FDR does not seem to change between  $t_w = 5 \cdot 10^3$  and  $t_w = 5 \cdot 10^6$  ( $E_{IS}$  are respectively 1.691 and 1.671). Note that this is the same regime where the system displays full aging. It cannot be excluded that  $T_e \rightarrow T$ , but it looks less likely if we note that extrapolating  $E_{IS}(t_w)$  to  $t_w \rightarrow 1$  with a power-law gives an asymptotic  $E_{IS} = 1.642$ . In the first approximation the RSB approach predicts that  $T_e$  equals the transition temperature, which unfortunately has been only roughly estimated [28]. We just observe that, at the qualitative level, the fact that the measured  $T_e = T$  in Fig. 4 levels off at a value greater than 1 in the late aging regime supports the RSB scenario.

In summary, we have for the first time studied numerically the late aging regime of a simple glass-forming liquid using local and non-local Monte Carlo (SMC). We find that the scaling of the correlation functions and the FDR during aging do not depend on the dynamics. This is a strong generalization of the previous finding [30] that equilibrium relaxation in the Lennard-Jones mixture is qualitatively identical under different local dynamics (except, as here, for very short times). We have found that correlation functions in the late aging regime show within errors full-aging scaling, suggesting an equivalence between the aging dynamics of structural and spin glasses. This should be searched experimentally at frequencies comparable or shorter than  $1/t_w$ . We also measured the FDR while taking one-time quantities closer to asymptotic

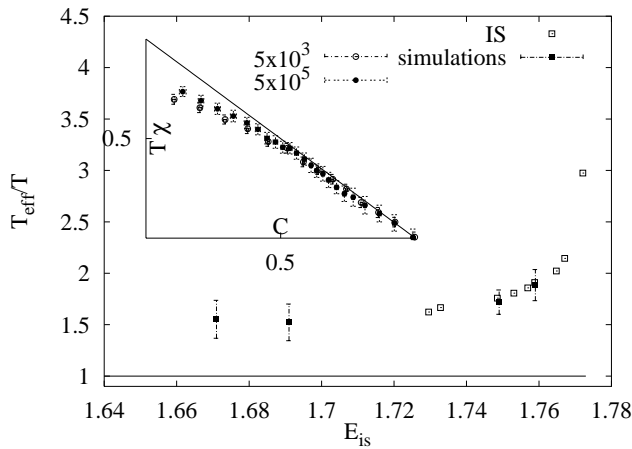


FIG. 4:  $T_{\text{eff}} = T$  for  $T = 0.53T_M$  vs. the instantaneous IS energy  $E_{\text{IS}}$  ( $t_w$ ) measured in SMC runs.  $E_{\text{IS}}(t_w)$  is found by energy minimization starting from 50 instantaneous configurations within a small time window ( $< t_w$ ) around  $t_w$ . We also show the  $T_e$  predicted by the IS approach [18]. Inset: the  $T$  vs.  $C$  plot for two different  $t_w$ .

otic values than in previous studies. FDT violations do not imply a thermodynamic transition. However, if a transition does exist, there should be a correspondence between the asymptotic  $T_e$ , which is accessible to experiments, and the order parameter, which is not [31]. The FDRs measured in experiments [14, 15] and simulations [18] up to now depend strongly on the age of the system, hence their utility in investigating the existence of a transition is still an open point. Here, we have been able to reach a regime where  $T_e$  has no noticeable time dependence. Interestingly enough, it coincides with the full-aging regime. At the lowest temperature, the  $T_e$  measured over a time window of 3 orders of magnitude approaches a finite value, different from the equilibrium temperature. This seems little compatible with a critical slowing down ( $T_e \rightarrow T$ ) or the growth of a crystal phase ( $T_e \rightarrow 1$ ) and favors rather the phase transition scenario. Our result suggests that the relevant information to an understanding of aging in structural glasses has to be looked for in a regime that so far had not been investigated, either in experiments or in simulations.

We thank A. Cavagna, B. Coluzzi, L. A. Fernandez and F. Sciortino for discussions. Simulations used the fullRTN3 cluster of U. Zaragoza for 6 months. V.M.M. is Ramon y Cajal research fellow, and was partially supported by MCYT (Spain) (FPA 2001-1813 and FPA 2000-0956). P.V. was supported by the ECHP programme, contract HPRN-CT-2002-00307, D Y G L A G E M E M.

Present address: Instituto de Investigaciones Físico-químicas Teóricas y Aplicadas (INIFTA, CONICET)

- UNLP), c.c. 16, suc. 4, 1900 La Plata, Argentina.
- [1] C. A. Angell, *Science* 267, 1924 (1995).
  - [2] L. C. E. Struick, *Physical aging in amorphous polymers and other materials*, (Elsevier, Houston, 1978).
  - [3] D. Bonn, H. Tanaka, G. Wegdam, H. Kellay, and J. Meunier, *Europhys. Lett.* 45, 52 (1998).
  - [4] M. Mezard, G. Parisi, and M. A. Virasoro, *Spin Glass Theory and Beyond*, World Scientific, Singapore (1987).
  - [5] J.-P. Bouchaud, L. F. Cugliandolo, J. Kurchan, and M. Mezard in: *Spin-glasses and random fields*, edited by A. P. Young (World Scientific, Singapore, 1998).
  - [6] J. Kurchan, *Comptes Rendus de Physique de l'Académie des Sciences IV*, 239 (2001).
  - [7] E. Vincent, J. Hamann, M. Ocio, J.-P. Bouchaud, and L. F. Cugliandolo in: *Complex behaviour of glassy systems*, edited by M. Rub and C. Perez-Vicente (Springer-Verlag, New York, 1997).
  - [8] G. F. Rodriguez, G. G. Kenning, and R. Orbach, *Phys. Rev. Lett.* 91, 037203 (2003); S. Jimenez, V. Martiñ-Mayor, G. Parisi, and A. Tarancon, *J. Phys. A: Math. and Gen.* 36, 10755 (2003).
  - [9] J.-P. Bouchaud in: *Soft and Fragile Matter: Nonequilibrium Dynamics, Metastability and Flow*, edited by M. E. Cates and M. R. Evans (IOP publishing, Bristol, 2000).
  - [10] B. Abou, D. Bonn, and J. Meunier, *Phys. Rev. E*, 64 021510 (2001); A. Knaebel, M. Bellor, J.-P. Munch, V. Viasno, F. Lequeux, and J. L. Harden, *Europhys. Lett.* 52, 73 (2000).
  - [11] L. Buisson, L. Bellon, and S. Ciliberto, *J. Phys: Cond. Mat.* 15, S1163 (2003).
  - [12] W. Kob and J.-L. Barrat, *Phys. Rev. Lett.* 78, 4581 (1997).
  - [13] R. L. Leheny and S. R. Nagel, *Phys. Rev. B* 57, 5154 (1998).
  - [14] T. S. Grigera and N. E. Israeloff, *Phys. Rev. Lett.* 83, 5038 (1999).
  - [15] L. Bellon, S. Ciliberto, and C. Laroche, *Europhys. Lett.* 53, 511 (2001); L. Bellon and S. Ciliberto, *Physica D* 168, 325 (2002); D. Herisson and M. Ocio, *Phys. Rev. Lett.* 88, 257202 (2002); L. Buisson, S. Ciliberto, and A. Garcimartín, *Europhys. Lett.* 63, 603 (2003).
  - [16] L. F. Cugliandolo and J. Kurchan, *Phys. Rev. Lett.* 71, 173 (1993); L. F. Cugliandolo, J. Kurchan and L. Peliti, *Phys. Rev. E* 55, 3898 (1997).
  - [17] G. Parisi, *Phys. Rev. Lett.* 79, 3660 (1997); J. L. Barrat and W. Kob, *Europhys. Lett.* 46, 637 (1999); R. Di Leonardo, L. Angelani, G. Parisi, and G. Ruocco, *Phys. Rev. Lett.* 84, 6054 (2000).
  - [18] F. Sciortino and P. Tartaglia, *Phys. Rev. Lett.* 86, 107 (2001).
  - [19] A. Q. Tool, *J. Am. Ceram. Soc.* 29, 240 (1946); O. S. Narayanaswamy, *ibid.* 54, 491 (1971); C. T. Moynihan, *ibid.* 59, 12 (1976); 59, 16 (1976).
  - [20] W. Gotze, L. Sjogren, *Rep. Prog. Phys.* 55, 241 (1992).
  - [21] T. S. Grigera and G. Parisi, *Phys. Rev. E* 63, 045102 (R) (2001).
  - [22] J. L. Barrat, J.-N. Roux, and J.-P. Hansen, *Chem. Phys.* 149, 197 (1990).
  - [23] L. Santen and W. Krauth, *Nature* 405, 550 (2000).
  - [24] The center of mass (CM) was constrained to be fixed in order to avoid a spurious fast decay of the correlation due to random fluctuations of the CM position.
  - [25] J. Shao and D. Tu, *The Jackknife and Bootstrap*, Springer-Verlag, New York (1995).

- [26] L. Berthier and J. P. Garrahan *J. Chem. Phys.* **119**, 4367 (2003); S. Whitelam, L. Berthier, and J. P. Garrahan, *cond-mat/0310207*.
- [27] D. Kivelson, S. A. Kivelson, X. Zhao, Z. Nussinov, and G. Tarjus, *Physica A* **219**, 27 (1995).
- [28] M. Mezard and G. Parisi, *Phys. Rev. Lett.* **82**, 747 (1998); B. Coluzzi, G. Parisi, and P. Verrocchio, *Phys. Rev. Lett.* **84**, 306 (2000).
- [29] A. Cavagna, I. Giardinà, and T. S. Grigera, *J. Chem. Phys.* **118**, 6974 (2003).
- [30] T. Geim, W. Kob, and K. Binder, *Phys. Rev. Lett.* **81**, 4404 (1998).
- [31] E. Marinari, G. Parisi, F. Ricci-Tersenghi, and J. J. Ruiz-Lorenzo, *J. Phys. A: Math. Gen.* **31**, 2611 (1998); S. Franz, M. Mezard, G. Parisi, and L. Peliti, *Phys. Rev. Lett.* **81**, 1758 (1998).