

Potential energy landscape-based extended van der Waals equation

T. Keyes and J. Chowdhary

Department of Chemistry, Boston University, Boston, MA 02215

(Dated: April 14, 2024)

The inherent structures (IS) are the local minima of the potential energy surface or landscape, $U(r)$, of an N atom system. Stillinger has given an exact IS formulation of thermodynamics. Here the implications for the equation of state are investigated. It is shown that the van der Waals (vdW) equation, with density-dependent a and b coefficients, holds on the high-temperature plateau of the averaged IS energy. However, an additional "landscape" contribution to the pressure is found at lower T . The resulting extended vdW equation, unlike the original, is capable of yielding a water-like density anomaly, at isotherms in the coexistence region vs vdW loops, and several other desirable features. The plateau energy, the width of the distribution of IS, and the "top of the landscape" temperature are simulated over a broad reduced density range, $2.0 \leq \rho \leq 20$, in the Lennard-Jones fluid. Fits to the data yield an explicit equation of state, which is argued to be useful at high density; it nevertheless reproduces the known values of a and b at the critical point.

I. INTRODUCTION

Classical thermodynamics and dynamics are ultimately governed by the potential energy surface or landscape, denoted PEL, defined at constant volume in the $3N$ dimensional configuration space of all the atomic coordinates of an atomic or molecular system. The canonical partition function is determined by the integral of the Boltzmann factor over the configuration space. Stillinger and Weber [1] proposed a novel approach to this longstanding theoretical challenge. The space is partitioned into the basins of attraction of the local minima, named [1] inherent structures (IS), and the integral becomes a sum over basins. Knowledge of distribution in energy of distinguishable IS and of the "vibrational free energy" of the basins, $A_v(U_{IS}; T; V)$ then allows [1, 2, 3] evaluation of the partition function, the Helmholtz free energy $A(T; V)$, and all of thermodynamics. Of course, obtaining these PEL properties is difficult, and detailed implementation of the IS formalism is in its infancy.

Intensive quantities are defined [1, 3] as $U_{IS} = N$, $a_v = A_v/N$. The IS distribution is $\rho(i) = C \exp(-\beta U_{IS}(i))$, where C has dimensions of inverse energy. Then,

$$A(N; T; V)/N = -k_B T \ln \rho + a_v(T; V) \quad (1)$$

and a plausible, but not unique [4], expression for the configuration entropy/particle is determined by $S_c(N; V)/N = k_B \ln \rho + S_c(T; V)$. In the limit of large N the IS energy which minimizes A , the thermodynamic average denoted $\langle U_{IS} \rangle(T; V)$, is overwhelmingly dominant. The thermodynamic A is obtained by replacing with $\langle U_{IS} \rangle(T; V)$ in Eq 1.

The equation of state [3, 5] is determined by the relation, $P = (\partial A / \partial V)_T = -k_B T \ln \rho + a_v(T; V)$, where ρ is the number density; we will use density instead of volume in the following. Given $\rho(T; V)$, $\langle U_{IS} \rangle(T; V)$, and $a_v(T; V)$, one can simply evaluate Eq ?? and differentiate. Alternatively, note that the density derivative of A acts both on the explicit ρ -dependence of $\ln \rho$ and a_v , and on that implicit in $\langle U_{IS} \rangle(T; V)$. Using $(\partial A / \partial \rho) = 0$ at equilibrium it

may be seen that the implicit contributions sum to zero and,

$$P = -k_B T \ln \rho + a_v(T; V) + \left(\frac{\partial a_v}{\partial \rho} \right) \rho \quad (2)$$

including the explicit ρ -dependence only.

Little is currently known about these quantities. A Gaussian approximation,

$$\rho(i) = \exp(-\beta (U_{IS}(i) - \bar{U}_{IS})^2 / 2\sigma^2) \quad (3)$$

where \bar{U}_{IS} is the band center and σ^2 is the standard deviation squared/atom, is reasonable for fluids if one believes [6, 7, 8, 9] that the IS are built up from weakly interacting local regions. The total number of IS is $\rho / \exp(-N)$.

A harmonic approximation to a_v is natural at higher densities, and could be quite good at low T ,

$$a_v(T; V) = \frac{k_B T}{N} \sum_{i=1}^N \ln \rho(i) + \frac{1}{N} \sum_{i=1}^N \ln \rho(i) \quad (4)$$

where $\rho(i)$ is the i th normal mode frequency, ρ_0 is the frequency unit, and the averages are over representative IS with energy \bar{U}_{IS} . Sastry [10] found that the frequency sum has a linear ρ -dependence,

$$\frac{1}{N} \sum_{i=1}^N \ln \rho(i) = f^0(\rho) + f^1(\rho) \quad (5)$$

for some liquid states of the Lennard-Jones (LJ) mixture.

LaNave et al. [5] reached the same conclusion for OTP, and obtained and tested the Gaussian-linear harmonic (denoted GLH) equation of state. With these approximations,

$$P(T; V) = \rho(T; V) \left(f^0(\rho) + f^1(\rho) \right) \frac{k_B T}{\rho} \quad (6)$$

The pressure has the form [5]

$$P(T; \rho) = TP_T(\rho) + P_{\text{const}}(\rho) + T^{-1}P_{1=T}(\rho); \quad (7)$$

where

$$P_T = -\frac{2}{\rho} \frac{\partial}{\partial \rho} (s_{c;l} - k_B (f^0 + f^1_{1=T})) \quad (8)$$

$$P_{\text{const}} = -\frac{2}{\rho} \frac{\partial}{\partial \rho} (\rho_1 = \rho) \quad (9)$$

$$P_{1=T} = -\frac{2}{\rho} \frac{\partial}{\partial \rho} \left(\frac{\rho^2}{2k_B} \right); \quad (10)$$

The IS energy reaches a high- T plateau, $\rho_1 = \rho_0 f^1{}^2$, and, correspondingly, $s_{c;l} = k_B (\rho_1; \rho)$.

The [5] \potential energy landscape equation of state", evaluated via computer simulation, was shown to accurately reproduce the true pressure for a range of liquid-state and T in OTP. Here we attempt to reach some more general conclusions. We identify the origin of the van der Waals equation in the IS formalism, and obtain expressions for density-dependent a and b coefficients. There is an additional contribution, $P_{1=T}$ in the GLH approximation, which we call the "landscape pressure". The resulting extended van der Waals equation has the possibility of yielding a water-like density anomaly (already pointed out by Sciortino et al. [11]),

at isotherms in the coexistence region, as opposed to vdW loops, a positive derivative $(\partial U / \partial \rho)_T$ at high density, and a critical anomaly in C_V . We make use of the GLH approximation but also derive results independent of any assumptions about the vibrational free energy. Relevant PEL quantities are determined by computer simulations on the single-component LJ fluid for a wide range of densities including the coexistence region. Fits to the data lead to an analytic equation of state.

II. THE EXTENDED VAN DER WAALS EQUATION OF STATE

In the vdW equation the pressure,

$$P(T; \rho) = \frac{k_B T}{1 - b\rho} - a\rho^2; \quad (11)$$

is a sum of a T -independent term and a linear term. Here a and b are the well known coefficients expressing the reduction of P from the ideal gas value by the attractive forces and the increase due to repulsions, respectively.

1. The Gaussian linear harmonic (GLH) approximation

Identification of the attractive and repulsive-ideal gas contributions with P_{const} and P_T is obvious, and holds up upon further consideration. The standard expression is $a = -(\partial(U/N)/\partial \rho)_T$, where U is the total energy. In the GLH approximation, $U = U_{\text{is}} + \frac{3}{2}Nk_B T$, and $(\partial(U/N)/\partial \rho)_T = (\partial U_{\text{is}}/\partial \rho)_T$. In general the derivative is T -dependent but the plateau value, $(\partial U_{\text{is}}/\partial \rho)_T$,

is a function of density only. Thus (Eq 9) we propose a density-dependent extended vdW coefficient

$$P_{\text{const}} = -a(\rho)^2 \quad (12)$$

$$a(\rho) = -(\partial \rho_1 / \partial \rho) \quad (13)$$

and the less familiar IS energy is related to a textbook parameter.

The vdW repulsive/ideal gas pressure is conventionally derived from the entropy. In the GLH approximation it is easy to see that Eq 8 just involves the derivative of the total entropy/particle, $s = s_c + s_v$, and we propose

$$P_T = -\frac{2}{\rho} \frac{\partial}{\partial \rho} (s_l) - \frac{k_B}{1 - b(\rho)}; \quad (14)$$

with a density-dependent b coefficient. Since the entropy is evaluated on the plateau, P_T is T -independent. The contribution to the pressure is TP_T , with the explicit multiplicative factor coming from the way entropy enters the free energy, $-TS$. It might seem that harmonic oscillations have nothing to do with the molecular congestion that increases the pressure at high density, but the density dependence of s_v is entirely due to the change in the shape of the basins, expressed through the frequencies, and that is relevant to packing.

Eq 14 does not look terribly transparent. For clarification consider that, if

$$s_l = k_B \ln \left(\frac{1}{\rho} \frac{b}{b_0} \right); \quad (15)$$

where b_0 is a T -independent constant, and if for now we let b be T -independent as well, the vdW P_T is obtained. Eq 15 is plausible, with entropy/particle properly varying as $\ln(1/\rho)$ at low density and vanishing as "close packing" is approached, $\rho \rightarrow 1/b$. Specifically, s_l vanishes at $\rho = (b + 1/b)^{-1}$. However real molecules with soft cores retain positive entropy as they are compressed to very high density, so any vanishing of S must be understood as an extrapolation from a particular density range. We anticipate that $b(\rho)$ defined in Eq 14 will decrease at high ρ , keeping the entropy positive and the pressure finite. This expectation will be explicitly realized in Sec IV.

There is considerable interest [12, 13, 14] in the variation of the parameter ρ_1 , which determines the total number of IS, with density and from substance to substance. If the T -dependence of ρ_1 (via $(\partial \rho_1 / \partial \rho)_T$) dominates that of s_l ,

$$\ln \left(\frac{1}{\rho} \frac{b}{b_0} \right); \quad (16)$$

Thus, the free energy evaluated on the high- T plateau of the PEL yields an equation of state with more complicated density dependence than the vdW equation, but the same T -dependence. The extended version also takes into account the deviation of (ρ_1) from its plateau value, measured by $d(\rho_1; \rho) = \rho_1(\rho) - \rho_1^{\text{plateau}}(\rho)$. In the GLH approximation, where $d(\rho_1) = -\frac{2}{\rho^2}k_B T$, this gives rise

to $P_{1=T} / (\Theta^2 = \Theta)$. With no density dependent vibrational energy $d(T)$ is the entire relevant energy drop, and it also controls $(S_{c;1} - S_c(T))$ via $(\epsilon_1 - d(T))$; everything is proportional to Θ^2 . Adding the landscape pressure yields the extended vdW equation in the GLH approximation,

$$P(T; \epsilon) = \frac{k_B T}{1 - b(\epsilon)} a(\epsilon)^2 - \frac{2}{\Theta} \left(\frac{\epsilon^2}{2k_B T} \right) \quad (17)$$

2. Beyond the GLH approximation

Simulation shows that the GLH expression for $\epsilon(T)$ is only a crude representation; what is the source of the error? The Gaussian approximation has no upper or lower bound on possible IS energies, but is a good representation for the contributing fluid-like states over a substantial range of T and ϵ , and has [6, 7, 9] some theoretical justification.

The harmonic approximation is valid for a particular normal coordinate when the system remains close to the IS. This suggests high density, where in fact the harmonic $\epsilon(T)$ is better, and deterioration as ϵ is decreased towards the coexistence region. The imaginary frequency instantaneous normal modes [15], whose number correlates [15, 16, 17, 18] very well with the self-diffusion coefficient D and increases with decreasing density, are completely anharmonic vibrational coordinates. Thus we aim to retain a Gaussian density of states, but to abandon the linear harmonic approximation for a_v . Deriving specific expressions for a_v is a current focus of our research but we will now just try to draw some simple, general conclusions.

The true $\epsilon(T)$ does reach a high- T plateau. Accordingly, we rewrite the free energy,

$$\begin{aligned} A(T; \epsilon) = N &= [\epsilon_1 + a_v(\epsilon_1; T; \epsilon) - k_B T (\epsilon_1; \epsilon)] \\ &+ [d(T; \epsilon) - k_B T d^2(T; \epsilon) = 2\epsilon^2] [a_v(\epsilon_1; T; \epsilon) \\ &+ a_v(\epsilon(T); T; \epsilon) - k_B T (\epsilon_0 - \epsilon_1) d(T; \epsilon)^2]; \end{aligned} \quad (18)$$

suppressing the ϵ -dependence of the constants ϵ_1 , ϵ_0 and ϵ^2 . Eq 18 has three distinct groups of terms, enclosed by square brackets. The first group is the plateau free energy, which yields P_{const} and P_T in the GLH approximation, the second group describes the effect of the drop of $\epsilon(T)$ from the plateau and becomes the landscape pressure $P_{1=T}$ in the GLH, and the third group vanishes in the GLH.

As a first step consider the form

$$\begin{aligned} a_v(\epsilon; T; \epsilon) &= (\epsilon_v^0(\epsilon) + \epsilon_v^1(\epsilon)) \\ &+ T (s_v^0(\epsilon) + s_v^1(\epsilon)) + f(T \text{ only}); \end{aligned} \quad (19)$$

then,

$$\epsilon(T) = (\epsilon_0 + \frac{s_v^1 \epsilon^2}{k_B}) - \frac{(1 + \epsilon_v^1)^2}{k_B T}; \quad (20)$$

Eq 19 is hardly the most general possibility but it does include linear ϵ -dependence of both the vibrational energy and entropy, while the linear harmonic approximation has nontrivial entropy only ($f^1 = -s_v^1/k_B$, Eq 6).

Of course, a function of T only does not influence P or $\epsilon(T)$. With the Gaussian, Eq 19 constitutes the Gaussian linear (GL) approximation.

Returning to Eq 18, the first group of terms now contains the total (configurational plus vibrational) energy and entropy on the plateau. The vibrational entropy terms in the third group still cancel but the deviation $de_v(T)$ of the vibrational energy from the plateau value survives, and combines with $d(T; \epsilon)$ in the second group to form the deviation of the total energy from the plateau value. The new contribution $de_v(T)$ will vanish as the harmonic approximation becomes accurate, i.e., high density. Evaluating the second group with Eq 20, the T -dependence of P is unchanged from the GLH approximation and

$$P_{\text{const}} = \frac{2}{\Theta} \left(\epsilon_1 + \epsilon_{v;1} \right) \quad (21)$$

$$P_T = \frac{2}{\Theta} (S_{c;1} + s_{v;1}) \quad (22)$$

$$P_{1=T} = \frac{2}{\Theta} \left(\frac{(1 + \epsilon_v^1)^2}{2k_B} \right); \quad (23)$$

The corresponding GL extended vdW equation is

$$P(T; \epsilon) = \frac{k_B T}{1 - b(\epsilon)} a(\epsilon)^2 - \frac{2}{\Theta} \left(\frac{(1 + \epsilon_v^1)^2}{2k_B T} \right); \quad (24)$$

Eq 14 still holds for b , but

$$a(\epsilon) = \frac{\Theta}{\epsilon} (\epsilon_1 + \epsilon_{v;1}) = \frac{\Theta}{\epsilon} ((1 + \epsilon_v^1) \epsilon_1 + \epsilon_v^0); \quad (25)$$

A more general treatment of anharmonicity is necessary to discuss densities, including the liquid-gas coexistence range, where $\epsilon(T)$ is not described by Eq 20. In the GLH and GL approximations there is no characteristic temperature at which the plateau is reached; $d(T)$ vanishes smoothly as $1=T$. Simulation, however, shows [10] an identifiable "top of the landscape" temperature [19], T_{toL} , at typical liquid densities. Considering the exact Eq 18 for the free energy, if we assume that true plateau quantities are available, they will yield P_{const} and P_T according to Eqs 21 and 22. It is not terribly difficult to obtain the true $\epsilon(T)$ from computer simulation, so let us also consider that it is known; then the second group can be evaluated. The third group, with its cancellations, is less certain. In the GL approximation it converted $d(T)$ to $d(T) + de_v(T)$. If we assume that happens more generally we obtain a third Gaussian-anharmonic extended vdW equation of state

$$\begin{aligned} P(T; \epsilon) &= \frac{k_B T}{1 - b(\epsilon)} a(\epsilon)^2 \\ &- \frac{2}{\Theta} (d(T; \epsilon) + de_v(T; \epsilon) - \frac{k_B T d^2(T; \epsilon)}{2\epsilon^2}); \end{aligned} \quad (26)$$

The coefficients a and b are given by Eqs 25 and 14, respectively, with the understanding that the thermodynamic functions are to be employed. Their properties, and the behavior of $d(T)$, implicitly incorporate the effect of an anharmonic a_v upon the pressure.

Again, the argument is that, since the GLH approximation for $d(T)$ can be quite poor, the most important step is to correct the contributions to P which directly reflect $d(T)$. On the other hand, contributions evaluated on the plateau are left in the extended vdW form. They also contain anharmonic effects implicitly through any non-GLH behavior of $\rho_1(\rho)$ and $s(\rho_1; \rho)$ when they are evaluated, e.g., via simulation.

III. SOME GENERAL PROPERTIES OF THE EXTENDED VAN DER WAALS EQUATION

The extended vdW equation has density-dependent a and b coefficients, but its most striking feature is the landscape pressure, in which we now include the $d_v(T)$ contribution, with a new T -dependence. This term is $\propto 1/T$ in the GLH and GL approximations, has a more general form in Eq 26, and physically expresses the effect on the pressure of the descent of the system from the high- T plateau in the IS energy. Thus we have a PEL-based criterion: the extended vdW equation should provide a good representation of thermodynamic states corresponding to the plateau. In the Angell classification of liquids on a strong-fragile scale [19, 20, 21, 22], the more complex behavior of fragile liquids is associated with a more pronounced drop $d(T)$ from the plateau. Thus we further suggest that the ordinary vdW equation should be most useful for strong liquids.

1. Isotherms

Perhaps the most-discussed features of the vdW equation are the loops in the isotherms below the critical temperature T_c : They are a property of the metastable or unstable homogeneous fluid in the coexistence region. There is no provision in the vdW equation for the phase separation which goes hand in hand with the true, flat isotherms.

There are two possibilities upon crossing the liquid-gas coexistence curve, $T_{lg}(\rho)$, from above in the $(\rho; T)$ plane: the system may phase separate in thermal equilibrium, or it may remain a metastable, homogeneous fluid. Similarly, above the triple point density, cooling below the melting temperature may lead to liquid-solid phase separation or a metastable supercooled liquid. At a given density, there will exist IS representative of all the possible thermodynamic states. Under the coexistence curve, there will be both homogeneous fluid and phase-separated liquid-gas and gas-solid IS. Above the triple point density the IS types will be homogeneous liquid, liquid-solid phase separated, and crystal with varying amounts of disorder. Due to surface effects, phase-separated IS may be difficult to observe, and/or modified

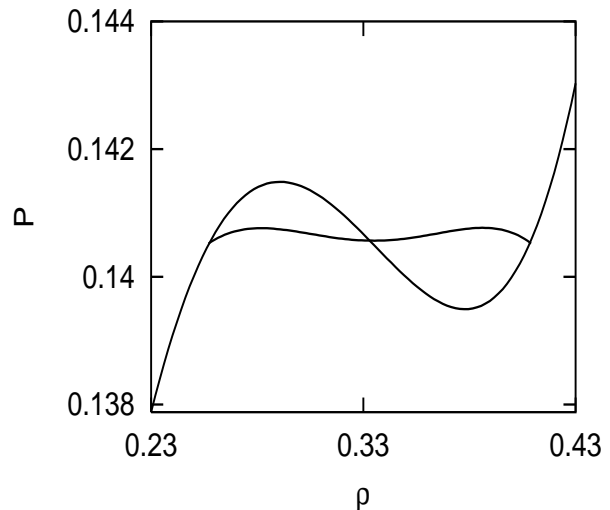


FIG. 1: Ordinary and extended vdW pressure vs density for $(T_c, T) = (0.015, a = 4, b = 1 (\rho_c = 1/3))$; all quantities in LJ units. Outside the coexistence region the two pressures are identical, inside the latter curve is the extended vdW equation with the illustrative form of $d(T; \rho)$ from the text.

in character, in finite- N simulation. A PEL-based calculation in a metastable state is achieved by including only the IS to which the system is restricted, while equilibrium results from keeping all the IS.

Phase separation causes a large drop in $d(T)$, or a strong increase in $d(T)$. On the other hand $d(T)$ varies more gently when the system remains homogeneous. Thus the landscape pressure in Eq 26 behaves quite differently for the two cases. We suggest that it is small for homogeneous states, making the extended vdW equation a good approximation, but is large and leads to flat isotherms if phase separated states are included in the evaluation of $d(T)$.

To demonstrate this idea, let phase separation at a given ρ , and the corresponding strong growth in $d(T)$, begin at $T_{lg}(\rho)$. For $T < T_c$, the distance to the coexistence curve, $(T_{lg}(\rho) - T)$, is an increasing function of $\rho < \rho_c$ and a decreasing function for $\rho > \rho_c$; the density derivative changes from positive to negative at ρ_c . If $d(T)$ is a monotonic function of $(T_{lg}(\rho) - T)$, its derivative $(\partial d(T)/\partial T) = \partial$ will have the same behavior. Then the landscape pressure will be negative below ρ_c and positive above, i.e. it will form a van der Waals anti-loop which can cancel the vdW loop and produce a flat isotherm.

As an illustration only, consider the simple ansatz $d(T; \rho) = c(T_{lg}(\rho) - T)^2$, with T_{lg} estimated from the ordinary vdW equation. We use ρ -independent $a = 4$ and $b = 1$ for an approximate description of the LJ fluid and, since the growth of $d(T)$ is the physical effect of interest, ignore d_v . All quantities are expressed in natural LJ units. The landscape pressure is nonzero within the vdW coexistence curve only, so we assume it does not change the critical point from $T_c = 1.185$, $\rho_c = 0.333$. Fig 1

shows vdW and extended vdW isotherms at $T = 1.170$ for the choices $c = 1.91$, $z = 1$. We do not claim to have the correct $d(T)$ but the point is that any model in which its growth begins at the coexistence curve will yield an anti-loop and potentially a flat isotherm.

2. Some thermodynamic derivatives

There is considerable current interest in the phenomenon of a negative $(\partial V / \partial T)_P$, the "density anomaly" well known in water, which may or may not be associated [23] with the existence of multiple critical points. Some textbook manipulations show that equivalent conditions are $(\partial S / \partial V)_T < 0$ or $(\partial P / \partial T)_V < 0$.

It is immediately apparent that the vdW equation cannot have a density anomaly, since

$$(\partial P / \partial T)_V = \frac{k_B}{1 - b} > 0 \quad (\text{van der Waals}); \quad (27)$$

but things are quite different [11] when the landscape pressure is added. In the GL approximation,

$$(\partial P / \partial T)_V = \frac{k_B}{1 - b(\rho)} + \frac{2}{\rho} \frac{\partial}{\partial T} \left(\frac{(1 + e_v^1)^2}{2k_B T^2} \right) \quad (28)$$

and thus, if the density derivative is negative and large enough, there will be an anomaly. A more complicated condition can be expressed with the true $d(T)$ via Eq 26.

There exists a clear physical interpretation of why the extended vdW equation can have a density anomaly. One expects that entropy should decrease with increasing density (positive $(\partial S / \partial V)_T$), as the system becomes more congested, but this is only true on the high- T plateau where S is a maximum. In the GL approximation, the deviation of $d(T)$ from the plateau at constant T is proportional to ρ^2 . If ρ^2 decreases with increasing density, the system gets closer to the maximum plateau entropy, which may compensate for the decrease in S_1 itself, leading to $(\partial S / \partial V)_T > 0$ and $(\partial S / \partial V)_T < 0$.

For the vdW equation the energy decreases with increasing density; the relation $(\partial(U/N) / \partial T)_P = T(\partial P / \partial T)_V - P$ yields $(\partial(U/N) / \partial T)_P = a$, corresponding to the negative energy of attraction. This is because repulsions enter via the entropy only, i.e., there is no true positive repulsive energy contribution to the pressure, no matter how high the density. In the extended vdW equation, $(\partial_1 \partial_2)$ can (Sec IV) become large and positive, corresponding to a large negative $a(\rho)$, at high density; the "vdW attractive" term then transforms into a repulsive pressure. Furthermore, taking the landscape pressure into account, in the GL approximation,

$$(\partial(U/N) / \partial T)_P = a(\rho) - \frac{\partial}{\partial T} \left(\frac{(1 + e_v^1)^2}{k_B T} \right); \quad (29)$$

which can possibly change sign for the same reason given in the last paragraph for the density anomaly.

The critical behavior of the heat capacity is described [24] by the exponents α and β ,

$$\begin{aligned} (\partial U / \partial T)_{V_c} / (T - T_c)^\alpha; & \quad T > T_c \\ / (T_c - T)^\beta; & \quad T < T_c \end{aligned}$$

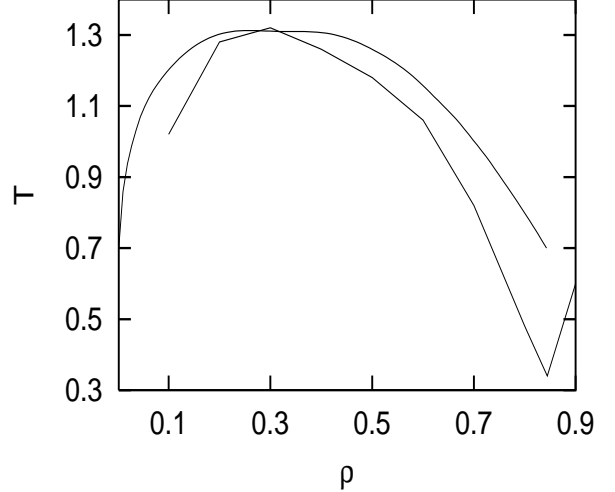


FIG. 2: Simulated $T_{ToL}(\rho)$ data (jagged) and coexistence curve from Ref [25], LJ units.

In the vdW approximation [24], $\alpha = \beta = 0$. Since we are obtaining P from the free energy the simplest consistent route to U is also through A ; elementary statistical mechanics yields the exact relation

$$(\partial(U/N) / \partial T)_P = (T - T_c) \left(\frac{\partial(a_v(T; \rho) = T)}{\partial T} \right)_{(T)} \quad (30)$$

where the notation is intended to convey that the derivative acts on the explicit T -dependence of a_v only, not on that which enters implicitly through $d(T)$. For an equation of state based upon a particular approximation to a_v , use of that approximation in Eq 30 yields the corresponding potential energy. Since the vdW equation is obtained by ignoring the deviations of d and e_v from their plateau values in a_v , strong T -dependence of $U(T)$ is discarded. That is why $\alpha = \beta = 0$; the critical anomaly is in the landscape term.

IV. APPLICATION TO THE LENNARD-JONES LIQUID

Here we present some preliminary results on LJ. A careful study of phase equilibria [25] determined that the critical point and triple point are $\rho_c = 0.31$, $T_c = 1.31$ and $\rho_t = 0.84$, $T_t = 0.75$, LJ units. An estimate of $T_{ToL}(\rho)$, determined from $d(T)$, $N = 256$, is shown in Fig 2, along with the coexistence curve from Ref [25]. A minimum is found near the triple point density, and with decreasing density $T_{ToL}(\rho)$ runs between the liquid-gas spinodal and coexistence curve to the critical point. Earlier we discussed the liquid-gas coexistence temperature, T_{lg} , as marking the onset of a rapid rise in $d(T)$; T_{lg} is a "ToL" temperature for equilibrium states. Practically, the metastable homogeneous phase can survive until the spinodal is reached, and our result is expected in finite-

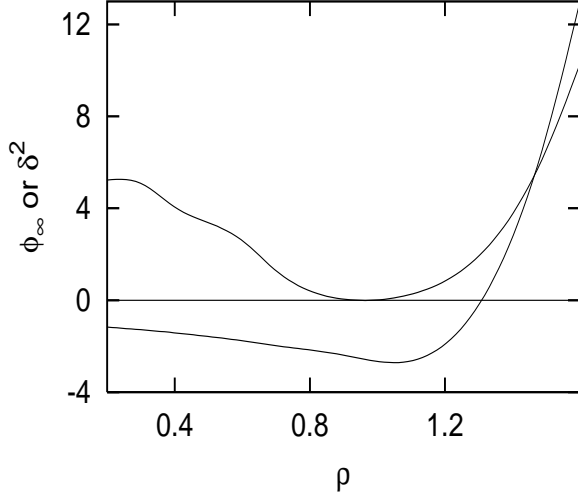


FIG. 3: Plateau energy ϕ_1 (lower), shifted up by 5 energy units, and squared Gaussian width σ^2 vs reduced density, all in LJ units

size simulation. What may be interesting is that the liquid-gas spinodal and the ToL temperature discussed in supercooled liquids, found at densities above the minimum, are thus connected. Leyvraz and Klein [27] have suggested that properties of supercooled liquids may be influenced by a spinodal.

We have obtained $\sigma^2(\rho)$ and $\phi_1(\rho)$ (Fig 3) for $2.0 \geq \rho \geq 0.20$, $N = 500$, from the distribution of IS visited at high T , where σ^2 becomes T -independent, and from $T(\rho)$, respectively. Starting at low density both quantities, like T_{ToL} , decrease to minimum values near the triple point, and then begin to rise. Similar behavior has been observed [2, 26] for the IS pressure. Correspondingly the vdW attractive term becomes a positive, repulsive pressure. In the GLH approximation the behavior of $\sigma^2(\rho)$ would cause the landscape pressure to vanish near the triple point, identifying a region well described by the extended vdW equation.

The higher the density, the better we expect the harmonic approximation to perform. Thus we are going to use our data to evaluate the GLH equation of state over the entire available density range, but we do not make any claims of validity at low to intermediate density. Fitting $\sigma^2(\rho)$ and $\phi_1(\rho)$ to a sum of two exponentials gives good fits, particularly at high density, $2.0 \geq \rho \geq 1.2$. Taking density derivatives yields $P_{\text{const}}(a(\rho))$ and the landscape pressure $P_{1=T}$.

We do not at the moment have the information necessary to calculate $b(\rho)$ from first principles. This coefficient involves an extrapolation, i.e., in some small density range it appears that the pressure would diverge at a particular, higher "close packed" density, but since the cores are soft that density is never reached. Consequently b may appear to be constant at low density, but its ρ -dependence becomes essential at high density.

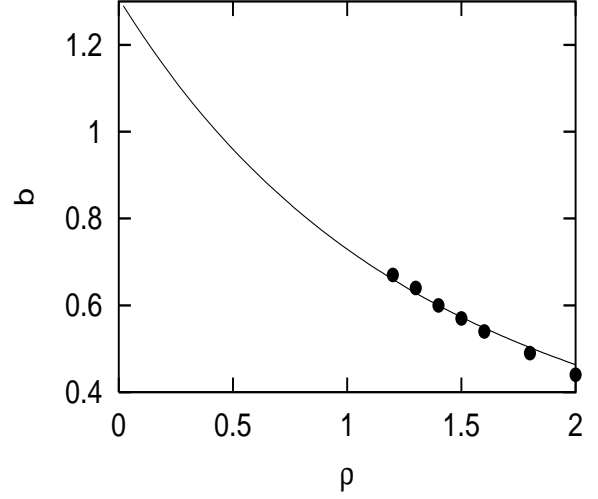


FIG. 4: High density b coefficient from simulation and fit to Eq 31, $b_0 = 1.31$. Note $b(\rho_c = 0.31) = 1.08$.

It is difficult to equilibrate the system at $\rho > 1.2$ without going to quite high T . To get some idea of the behavior of b we have calculated the $T = 25$ isotherm, and $b(\rho)$ from the GLH Eq 17. The results are shown in Fig 4. Because of the soft cores, the quantity $(1 - b(\rho))$ can become small, but never zero. Thus we suggest a plausible behavior is exponential decay with ρ , giving

$$b(\rho) = (1 - e^{-b_0 \rho}) = ; \quad (31)$$

and the smooth curve in Fig 4 is Eq 31 with $b_0 = 1.31$. Combining everything,

$$P(T; \rho) = T e^{1.31} + \sigma^2(9.15e^{1.95} - 13.7e^{1.48}) \frac{\sigma^2}{T} (0.0168e^{4.96} - 35.4e^{-3.09}); \quad (32)$$

anticipating that the analog of the vdW attractive term will be positive, and the landscape term negative.

Matching the [25] true ρ_c and T_c of LJ to the vdW equation gives $b = 1.07$ and $a = 4.73$. At the critical density we find $a(0.31) = 4.92$ (negative of first parenthesis in Eq 32) and (Eq 31) $b(\rho) = 1.08$. A gain, we expect the missing anharmonicity to be important at the critical density and regard these results with some skepticism, but the agreement is remarkable. The density dependence of a , along with b , is shown for $0.90 \geq \rho$ in Fig 5; note the sign change near the triple point density.

V. SUMMARY

The equation of state is obtained from the density derivative of the Helmholtz free energy, as always. The PEL approach simply provides a less traditional way to view the problem and generate approximations. Since a Gaussian approximation for the IS energy distribution is

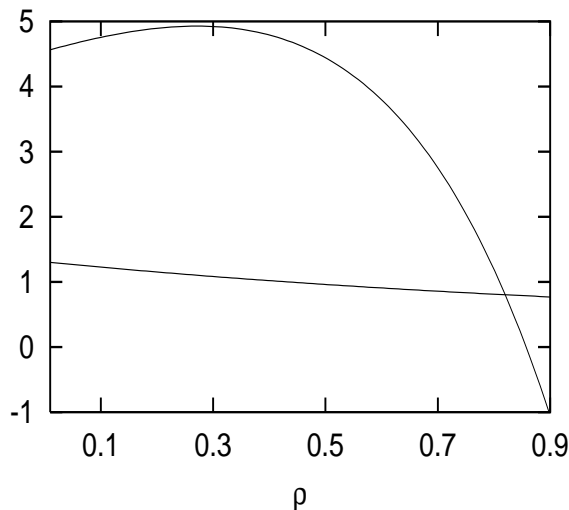


FIG. 5: a (upper) and b coefficients vs density

reasonable, the focus is on the vibrational free energy a_v . The GLH approximation was worked out [5] by La Nave et al., and the starting point of this paper is simply the observation that their result resembles the van der Waals equation with density-dependent a and b coefficients, and an extra "landscape" term.

In addition, we have tried to include the anharmonicity of a_v with as few assumptions as is possible; in the extended vdW Eq 26, anharmonicity is implicit in the T -dependent inherent structure energy, and in the plateau entropy. The smaller the drop of the IS energy from its

high- T plateau, the smaller the landscape pressure, suggesting that the vdW equation is best suited to strong liquids. The extended equation can reproduce, and provide PEL interpretations of, thermodynamic phenomena absent from the usual vdW equation.

Computer simulation in the LJ fluid yields $a(\rho)$ and $b(\rho)$. The a coefficient becomes negative at $\rho \approx 1.0$, as the "vdW attractive" pressure becomes a repulsive pressure. The b coefficient is represented by a simple expression stemming from the idea that the pressure may become exponentially large, but not infinite. Since the harmonic approximation may be accurate at high density, the resulting analytic expression is suggested as a high density equation of state, which we will explore in future work. Nevertheless, when evaluated at the critical density, $a(\rho_c)$ and $b(\rho_c)$ are remarkably close to the accepted values.

The quantities $\rho_1(\rho)$ and $\rho_2(\rho)$ have minima near the triple point. Thus in the GLH approximation both P_{const} (a) and $P_{1=T}$ (landscape pressure) vanish. The "top of the landscape" temperature also has a minimum near the triple point. At lower density $T_{\text{topL}}(\rho)$ runs under the coexistence curve to the critical point, at higher density it rises and becomes the quantity discussed [19] for supercooled liquids; this connection may support the conjecture [27] of Klein and Leyvraz.

Acknowledgment

This work was supported by NSF Grant CHE-0090975. Discussions with F. Sciortino are gratefully acknowledged.

-
- [1] F. H. Stillinger and T. A. Weber, Phys. Rev. A 25, 978 (1982); Science 225, 983 (1984).
 - [2] P. G. Debenedetti, F. H. Stillinger, T. Truskett and C. Roberts, J. Phys. Chem. B 103, 7390 (1999).
 - [3] P. G. Debenedetti, T. Truskett, C. Lewis and F. H. Stillinger, Adv. Ch. Eng. 28, 21 (2001).
 - [4] J. Chowdhary and T. Keyes, to be submitted, Phys. Rev. E (2003).
 - [5] E. la Nave, S. Mossa and F. Sciortino, Phys. Rev. Lett. 88, 225701 (2002).
 - [6] B. Derrida, Phys. Rev. B 24, 2613 (1981).
 - [7] J. Bryngelson and P. G. Wolynes, J. Phys. Chem. 93, 6902 (1989).
 - [8] B. Madan and T. Keyes, J. Chem. Phys. 98, 3342 (1993).
 - [9] T. Keyes, Phys. Rev. E 62, 7905 (2000); T. Keyes, J. Chowdhary and J. Klein, Phys. Rev. E 66, 051110 (2002).
 - [10] S. Sastry, Nature 409, 164 (2001).
 - [11] F. Sciortino, private communication.
 - [12] F. H. Stillinger, Phys. Rev. E 59, 48 (1999).
 - [13] F. H. Stillinger, J. Phys. Chem. B 102, 2807 (1998).
 - [14] D. Wallace, Phys. Rev. E 56, 4179 (1997).
 - [15] T. Keyes, J. Chem. Phys. 101, 5081 (1994); T. Keyes, J. Phys. Chem. 101, 2921 (1997).
 - [16] F. Sciortino and P. Tartaglia, Phys. Rev. Lett. 78, 2385 (1997).
 - [17] Wu-Xiong Li and T. Keyes, J. Chem. Phys. 111, 328 (1999); ibid, J. Chem. Phys. 111, 5503 (1999).
 - [18] E. la Nave, A. Scala, F. Starr, F. Sciortino and H. E. Stanley, Phys. Rev. Lett. 84, 4605 (2000).
 - [19] C. A. Angell, B. Richards and V. Velikov, J. Phys. Cond. Mat. 11, A 75 (1999).
 - [20] C. A. Angell, Science 267, 1924 (1995).
 - [21] P. Debenedetti and F. H. Stillinger, Nature 410, 259 (2001).
 - [22] C. A. Angell, J. Phys. Chem. Solids 49, 863 (1988).
 - [23] G. Franzese, G. Malescio, A. Skibinsky, S. Buldyrev, and H. E. Stanley, Nature 409, 692 (2001); G. Franzese, G. Malescio, A. Skibinsky, S. Buldyrev, and H. E. Stanley, Phys. Rev. E 66, 051206 (2002); A. Skibinsky, PhD thesis, Boston University (2003).
 - [24] H. Eugene Stanley, Phase Transitions and Critical Phenomena, Oxford, New York (1971).
 - [25] A. Lofti, J. Vrabec and J. Fischer, Mol. Phys. 76, 1319 (1992).
 - [26] R. La Violette, Phys. Rev. B 40, 9952 (1989); S. Sastry, P. G. Debenedetti and F. H. Stillinger, Phys. Rev. E 56, 5533 (1997).
 - [27] W. M. Klein and F. Leyvraz, Phys. Rev. Lett. 57, 2845

(1986).