

Unexpected Conductance Dip in the Kondo Regime of Linear Arrays of Quantum Dots

C.A. Büsser, Adriana Moreo and Elbio Dagotto¹

¹National High Magnetic Field Lab and Department of Physics, Florida State University, Tallahassee, FL 32306
(Dated: March 22, 2022)

Using exact-diagonalization of small clusters and Dyson equation embedding techniques, the conductance G of linear arrays of quantum dots is investigated. The Hubbard interaction induces Kondo peaks at low temperatures for an odd number of dots. Remarkably, the Kondo peak is split in half by a deep minimum, and the conductance vanishes at one value of the gate voltage. Tentative explanations for this unusual effect are proposed, including an interference process between two channels contributing to G , with one more and one less particle than the exactly-solved cluster ground-state. The Hubbard interaction and fermionic statistics of electrons also appear to be important to understand this phenomenon. Although most of the calculations used a particle-hole symmetric Hamiltonian and formalism, results also presented here show that the conductance dip exists even when this symmetry is broken. The conductance cancellation effect obtained using numerical techniques is potentially interesting, and other many-body techniques should be used to confirm its existence.

PACS numbers: 73.63.Kv, 73.23.-b, 73.21.La, 75.75.+a

I. INTRODUCTION

The possibility of destructive interference between two or more wave functions is among the most remarkable phenomena predicted by quantum mechanics. The effect can be observed when electronic beams are split and then brought together after traveling paths of different lengths, or in a Aharonov-Bohm (AB) geometry – such as a ring – where two equal-length paths nevertheless can carry different phase factors in the presence of a magnetic flux. Recent advances in nanotechnology have made possible the fabrication of quantum dots¹ – analogous to artificial atoms or molecules – where these effects can be tested. In fact, the AB effect was recently observed using a quantum dot embedded in a ring in the Coulomb blockade regime². Another example of conductance cancellations are the well-known Fano resonances³ that occur when charge can circulate through two paths: one with a discrete level and the other with a continuum of states. Many physical realizations of Fano resonances are known. For example, when an atom is deposited on a metallic surface, a scanning tunneling microscope (STM) tip probes transmission to the tip either through the atom or directly from the surface, leading to current cancellations⁴. In addition, theoretical studies predict that Fano resonances should appear in “T-shaped” geometries where an active dot – connected to left and right electrodes – is also side-connected to another dot⁵. A similar conductance cancellation has been predicted using double quantum-dot molecules attached to leads⁶ and in a 2×2 quantum-dot array⁷. All these cancellations are caused by destructive interference among two different paths between conductors. Related cases correspond to multiple-level dots with noninteracting electrons⁸, which can also be rephrased as a many-dot problem connected to leads in ring-like geometries, leading naturally to conductance cancellations.

It is the purpose of this paper to report an unexpected conductance cancellation found in linear arrays of N quantum dots (N odd and keeping only one level per dot). These arrays do not have any obvious real-space paths that may lead

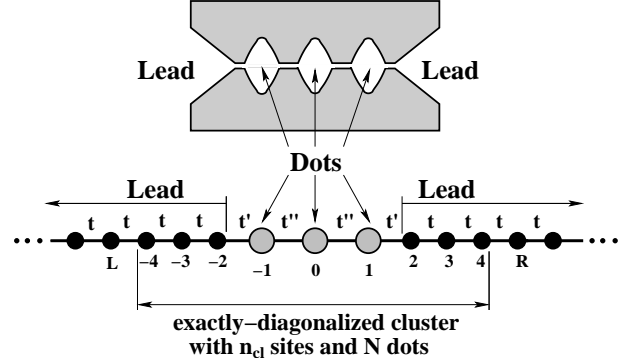


FIG. 1: Schematic geometry and hopping amplitudes of the quantum-dot linear array studied here. The exactly-solved cluster – with $n_{cl}=9$ sites and $N=3$ dots in this example – includes some sites of the leads.

to explicit AB or Fano interferences to rationalize the conductance zeros found here – all electrons travel through the same chain – and in this respect the interference is exotic. In addition, the reported cancellations occur only in the presence of Coulomb interactions, and in the previously believed to be well-understood Kondo regime⁹. In fact, *the Kondo peaks are here found to be split in half*, a curious effect that may be observable experimentally at very low temperatures. Although transport through many quantum dots¹⁰ or STM-engineered atomic systems¹¹ has received considerable attention in recent years, experiments using 3 dots or atoms have not been sufficiently accurate to address the effect found in this paper.

Note that conductance dips have also been observed experimentally and theoretically at high magnetic fields in a two-level single dot^{12,13}. This effect was ascribed to transitions between total spin $S=1$ and $S=0$ dot states, a situation that does not seem to apply to our case with an odd number of electrons in the ground state¹⁴.

The paper is organized as follows. In Sec.II, the Hamiltonian and many-body technique are described. In Sec. III

the main results are presented, with emphasis on the conductance cancellation for an odd number of dots. The case of an even number of dots is also described, and in this situation there is no cancellation. The dependence of the results with parameters in the model is presented in this section as well. In Sec.IV, results for 1, 4, and 5 dots are briefly described. In Sec.V, possible explanations of the conductance dip effect are presented. They include interference between conduction processes with one more and one less particle in the cluster, as well as mappings into systems with the T-shape geometry that are known to lead to interference. In Sec.VI, conclusions are presented.

Throughout the paper it is emphasized that confirmation of our results using other techniques is important. Although the numerical studies presented below do not seem to be severely affected by size effects, size dependences are sometimes very subtle. Thus, further work is needed to confirm the exotic conductance dip found here numerically. If this confirmation occurs, the effect unveiled in the present investigations – an unexpected quantum interference process in linear chains of dots – should be searched for experimentally. The effort should be carried out at sufficiently low temperatures such that the dip structure becomes visible.

II. MODEL AND TECHNIQUE

Keeping one level per dot, the Hamiltonian for our N -dot system coupled to leads is $H=H_{\text{dots}}+H_{\text{leads}}+H_{\text{int}}$, where

$$H_{\text{dots}} = -t'' \sum_{i\sigma} (c_{i\sigma}^\dagger c_{i+1\sigma} + h.c.) + U \sum_i n_{i\uparrow} n_{i\downarrow}, \quad (1)$$

represents the electronic hopping and Hubbard interaction in the dots subsystem (i labels the dots) using a standard notation. A gate voltage $V_g \sum_{i\sigma} n_{i\sigma}$ of equal strength for the N dots is also included. The term H_{leads} represents the non-interacting electrons in the leads, with a nearest-neighbors hopping amplitude t , while H_{int} is the hopping from the ideal leads to the dots and its amplitude is t' . Figure 1 illustrates the geometry used in the study and conventions followed. The Hamiltonian discussed here becomes particle-hole symmetric for the case $V_g = -U/2$, precisely the gate voltage needed for the conductance cancellation reported below. However, in subsection III C other less symmetric models were studied as well, and the zero in the conductance survives. Thus, the dip reported in this paper does not seem to originate from a highly symmetric Hamiltonian but its origin is more robust.

The zero-temperature, $T=0$, Green function $G_{\text{LR}}(\omega)$ to transfer charge from sites L to R (Fig.1) can be obtained by an exact-diagonalization (Lanczos) solution¹⁵ of a cluster with n_{cl} sites containing the N dots. The exact information about the cluster under study is supplemented by an embedding procedure between the leads, already discussed in previous literature^{16,17}. To reproduce the one-dot Kondo effect it is crucial that the exactly-solved cluster contains also a small portion of the lead¹⁷, assumed also in a linear arrangement for simplicity. The cluster size n_{cl} is chosen such that $n_{\text{cl}}=N+2n_{\text{odd}}$, where $n_{\text{odd}}=1,3,5,\dots$. As discussed before¹⁷,

with this convention the portion of the leads in the cluster contains a zero-energy state that induces the Kondo effect already at the cluster level, reducing finite-size effects. The rest of the contacts is incorporated using the Dyson equation $\hat{G}=\hat{g} + \hat{g} \hat{t} \hat{G}$, where \hat{g} is the exactly-known Green function matrix of the cluster, \hat{G} is the dressed Green-function matrix across the cluster from L to R, and \hat{t} is the matrix of hopping elements connecting the cluster and leads. In the present study, the total z -component of the spin is either 1/2 or -1/2 for an odd number of sites in the exactly-solved cluster. To respect particle-hole symmetry at every step in the calculation, the cluster ground-state is here taken as the sum (divided by $\sqrt{2}$) of the ground states of the subspaces with total spin z -component 1/2 and -1/2. This leads to Green functions for the “up” and “down” spins that are identical. Other conventions, discussed in the Appendix, lead to qualitatively similar results regarding the presence of internal structure in the conductance Kondo peak.

To consider charge fluctuations, the cluster Green functions \hat{g}_m for m and $m+1$ electrons are combined. The mixed Green function \hat{g} is written as $\hat{g}=(1-p)\hat{g}_m + p \hat{g}_{m+1}$. With the dressed Green function \hat{G} from the Dyson eq., the total cluster charge is obtained as $Q=-1/\pi \int_{-\infty}^{E_F} \sum_j \text{Im} G_{jj}(\omega)$ (the sum in j runs over the cluster sites and E_F is the Fermi energy, assumed 0 in the numerical calculations discussed below). On the other hand, the charge at the cluster in the mixed ($m/m+1$) state is $q=(1-p)m+p(m+1)$ and, then, p can be found self-consistently to satisfy $Q=q$ (in the region emphasized in the next section, with a G cancellation, $q \sim n_{\text{cl}}$). Finally, using the Keldish formalism the conductance G is written as¹⁷ $G=(e/h)^2 t^2 |G_{\text{LR}}(E_F)|^2 [\rho_{\text{leads}}(E_F)]^2$. The leads density-of-states (DOS) is $\rho_{\text{leads}}(\omega)$, assumed here to be a semi-circle from $-2t$ to $2t$ (the results are weakly dependent on this assumption).

Previous studies showed that this formalism – combination of exact-diagonalization and embedding – is sufficiently powerful to reproduce the Kondo effect in electronic transport across one dot¹⁷, and for this reason there is no *a priori* reason why it would fail for more dots. Nevertheless, to be cautious in our discussion below statements are included to alert the reader on possible subtle size effects that could alter our conclusions. As already mentioned, in the Appendix alternative conventions to our choice of spin quantum numbers for the exactly-solved cluster ground state are also discussed. These alternative conventions also lead to dips in the conductance Kondo peak, as in the results presented in the following sections. Although more work is needed to confirm the existence of the conductance dip reported below, the numerical results appear to be sufficiently robust that the effect could even be observed experimentally at very low temperatures.

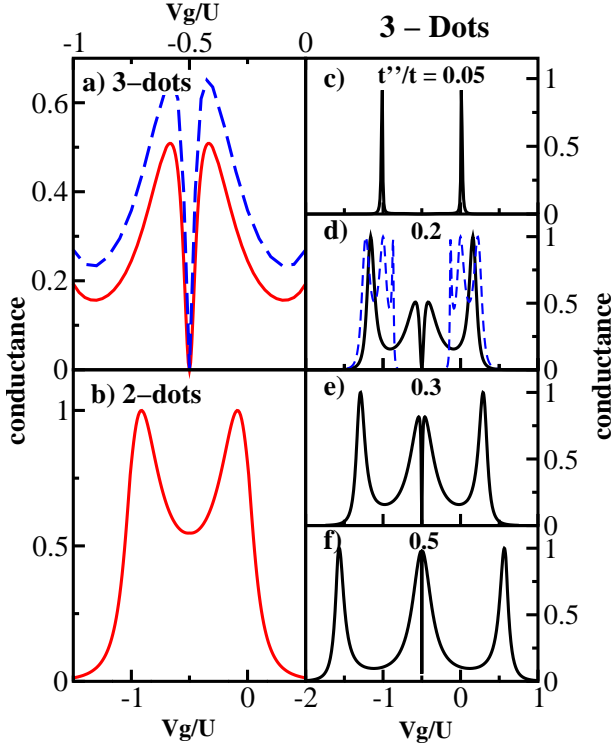


FIG. 2: Conductance (in units of e^2/h) across an array of quantum dots vs. V_g/U , illustrating the cancellation reported in this paper. The couplings are $U/t=1$ and $t'/t=0.3$ (a) corresponds to $N=3$ dots, at $t''/t=0.2$. The solid (dashed) lines corresponds to an exactly-solved cluster of $n_{cl}=5$ (9) sites. The size dependence suggests that this effect will survive the bulk limit. (b) is for 2 dots ($n_{cl}=4$), same t''/t as in (a). (c-f) are results in a wider range of V_g/U and varying t'' . For very small t'' , (c), the central dot is virtually decoupled and no Kondo effect is observed in the scale used. With increasing t'' a central peak is found, always split as in (a). Applying the method outlined in the text to a cluster that only has the dots (no extra lead sites), and then incorporating the effect of the leads through the Dyson equation, the Kondo peak is effectively eliminated (the exactly-solved cluster does not have states near the leads Fermi energy). By this procedure, just the Coulomb blockade peaks are found, roughly representing the high-temperature solution of the problem. This result is shown with dashed lines in (d) for completeness.

III. RESULTS

A. Conductance Dip for an Odd Number of Dots

The technique described in the previous paragraph was applied here to the case of $N>1$ quantum dots forming a linear array. Our original motivation was the study of transport in the regime of large t'' where N odd (even) would lead to a quantum-dot subsystem with spin $1/2$ (0) and, as a consequence, the presence (absence) of the Kondo effect as indeed occurs. However, studies at intermediate couplings and hoppings regimes led to surprises. The most unexpected result of the present effort is shown in Fig. 2a where the conductance

across 3 dots is shown for V_g near $-U/2$ (inducing one electron per dot), at relatively small t'' . The shape of the broad peak (without the dip) resembles previous Kondo-like results for one dot¹⁷. Following standard arguments, this Kondo effect is obtained when the state of N (odd) electrons carrying a net spin couples to the leads^{9,17}. However, the peak is found to be split in half by an unexpected zero in the conductance at exactly $V_g=-U/2$. This cancellation is absent at $U=0$, where $G/(e^2/h)=1$ at $V_g=0$ since the exactly-solved cluster has a zero-energy state aligned with the leads Fermi-energy (assumed at 0). As U increases, Coulomb blockade and Kondo peaks are generated, but the latter is always split by a zero at $V_g=-U/2$. As a consequence, the effect appears to originate in correlation effects induced by a nonzero U . Our study for increasing N suggests that the effect is present for any odd N , while for N even (2 as example, Fig. 2b) there is no conductance cancellation (the two peaks in Fig. 2b are related to the Kondo splitting – without a zero – of double quantum dots, previously discussed^{17,18}). The t'' -dependence shown in Fig. 2c-f suggests that there is an intermediate hopping range where the zero conductance effect could be observed¹⁹, while both at very small and large t'' , its experimental observation will be difficult.

The conductance cancellation Fig. 2a is unexpected since there are no obvious real-space multiple paths that can lead to interference. Electrons here travel through a one dimensional geometry. Note also that one level per dot is kept in our analysis, and cancellations as in Ref.8 are not obviously present.

To gain insight on the origin of the reported phenomenon, Fig. 3 shows the real (Re) and imaginary (Im) components of the *cluster* Green function from one extreme of the cluster to the other (denoted g_{cl}), for 2 and 3 dots. The overall conductance emerges from the behavior of g_{cl} at $\omega=0$, in the embedding procedure. Clearly, the results for 2 and 3 dots have different symmetry properties under $\omega \rightarrow -\omega$: while for 2 dots $\text{Re}(g_{cl})$ is even, for 3 dots it is odd generating a zero at $\omega=0$. Since both imaginary parts cancel at $\omega=0$, then $\text{Re}(g_{cl})$ and $\text{Im}(g_{cl})$ are zero (Re nonzero) for odd (even) number of dots (this rule was verified numerically beyond the 2- and 3-dots example shown). If $g_{cl}=0$, the Dyson-equation embedding procedure cannot generate a nonzero conductance. If $U \rightarrow 0$, the two peaks closest to $\omega=0$ in Fig. 3 (right upper panel) merge and the cancellation does not occur.

B. Analysis of Size Effects

An important aspect of the methodology discussed here, and in previous literature, involves the exact solution of a cluster followed by an embedding procedure. From the cluster size dependence it is possible to infer whether a particular feature under study will survive the bulk limit or not. Unfortunately, the CPU time rapidly grows with the cluster size since the cluster Green functions at all distances are needed for the Dyson equations, and each Green function is calculated with approximately one hundred steps in the continued-fraction procedure¹⁵. This limits our detailed study of the conductance dip to clusters with 5 and 9 sites (while a few values

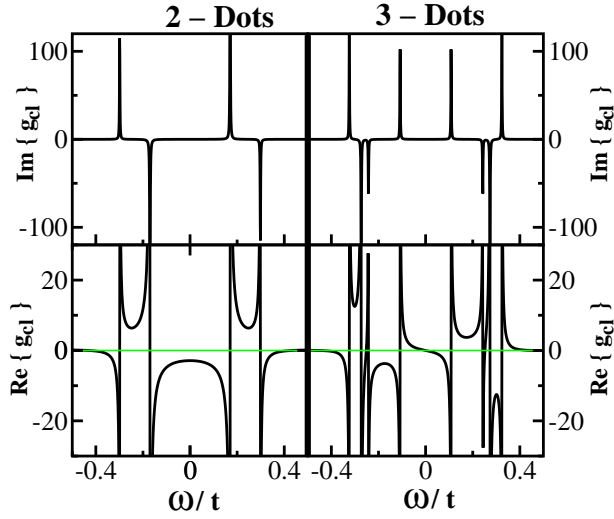


FIG. 3: Real and imaginary parts of the cluster Green function g_{cl} (from the first to the last site of the cluster) used to calculate G through the Dyson equation. ω is in units of t . Shown are exact results for $N=2$ dots ($n_{cl}=4$ cluster) and $N=3$ dots ($n_{cl}=5$ cluster). The couplings are as in Fig. 2a. Note that for 3 dots the real part vanishes at $\omega=0$, while for 2 dots it is finite. The different behavior under $\omega \rightarrow -\omega$ for odd and even number of dots causes the cancellation of the conductance of the former, discussed in the text.

of the gate voltage can still be investigated using 13 sites). In Fig. 4, results for $n_{cl}=5$ and 9 are presented at a small value of t'' . This small hopping was used to amplify the region where the dip dominates (as t''/t increases, the dip width is reduced as shown in Fig. 2c-f). The results in the figure show that the dip *survives* the increase of the cluster size, and the maximum in the conductance actually is located even further away from $V_g/U=-0.5$ as the n_{cl} grows. While this is not a definite proof, it is strongly suggestive that the conductance dip is not an artifact of the many-body procedure and cluster-size used, but it may be a real effect present in the bulk. Nevertheless, it is desirable to have independent tests of our results using other many-body methods to fully confirm our conclusions.

C. Survival of the Dip Reducing the Symmetries of the Hamiltonian

In real quantum dots, the electron-hole symmetry of the Hamiltonian used in previous sections cannot be achieved since the Fermi level lies just a small fraction of eV above the bottom of the conduction band. However, it is always possible to find a gate potential where the main levels involved $-V_g$ and V_g+U are symmetrically located around E_F . Since all the energy scales important for the Kondo effect (U and t') are of the order of meV²⁰ these levels are very close to E_F , achieving an approximate electron-hole symmetry.

In addition to the previous argument, it is possible to repeat the calculations presented before for cases where the particle-hole symmetry is not present. This can be achieved, for in-

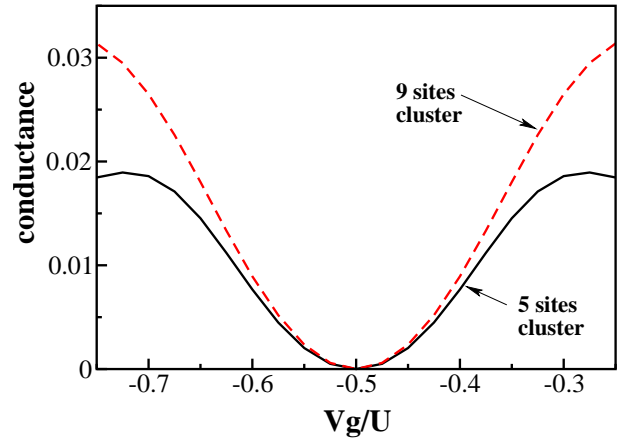


FIG. 4: Conductance at $U=1$, $t=1$, and $t'/t=0.3$, as used in Fig. 2a, and for $t''/t=0.075$. Results for 3 dots and cluster sizes n_{cl} of 5 and 9 sites are indicated. The maximum in the conductance does not seem to move toward $V_g/U=-0.5$ as n_{cl} grows, suggesting that the dip will survive the bulk limit.

stance, by merely adding small random components to the on-site Hubbard energies and, in addition, introducing small site energies. To further break symmetries of the problem, the hopping t' from the 3-dot region to the rest can also be made different on the right and the left, and even the two internal dot-dot hopping amplitudes t'' can be made different as well. One representative result of this study is shown in Fig. 5. It is interesting to observe that the dip in the conductance survives the breaking of symmetries in the model. As a consequence, the effect appears to be robust and independent of fine details in the analysis.

IV. RESULTS FOR NUMBER OF DOTS 1, 4, AND 5

The case of one dot is special. If a n_{cl} cluster with an odd number of sites (e.g., $+o+$) is solved exactly, the degeneracy between $n_{cl}-1$, n_{cl} , and $n_{cl}+1$ *remains* even for nonzero U . This is an accidental degeneracy that avoids the dip splitting of the Kondo peak found with 3 or more (odd) dots. However, by simply adding on-site energies δ and $-\delta$ at the first and last sites of the cluster, the accidental degeneracy at $U \neq 0$ is removed and now a conductance cancellation occurs as in the other cases (Fig. 6a)²¹. The dip phenomenon appears to be general and robust.

Our study also extended beyond the 2- and 3-dot cases. For example, Fig. 6b illustrates results obtained for 5 dots (7-site cluster). Here, once again, $G=0$ at $V_g=-U/2$. In addition, a rich structure is observed at higher frequencies with multiple conductance cancellations that resemble Fano resonances. Their origin is similar to those discussed for 3 dots and emerge from cancellations between “competing” poles at close distance in the Green function. Even 4 dots (Fig. 6c) shows a highly nontrivial structure, also with cancellations away from $V_g=-U/2$. The richness unveiled in the conductance prop-

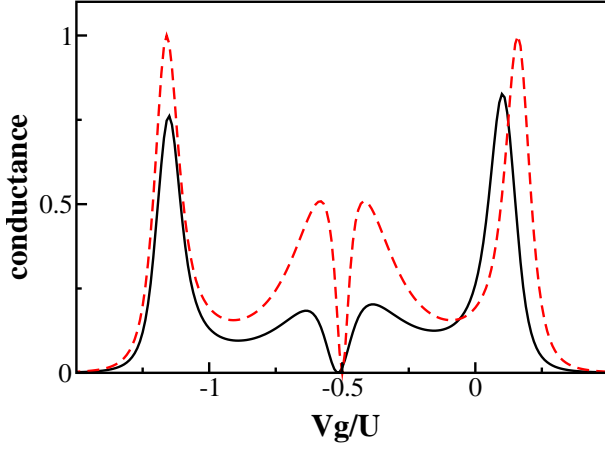


FIG. 5: Conductance for the 3-dot system, with 5 sites in the exactly-solved cluster (solid line). In this figure the on-site Hubbard U couplings, as well as the on-site energies ϵ , of the three interacting sites are given random values of amplitude $0.01t$ in addition to the uniform values used in Fig.2 (namely $U=1$ and $\epsilon=0$). The hopping amplitudes t' and t'' are also varied as follows: from the left lead to the first dot t' is 0.3 (in units of t), the next hopping amplitude is $t''=0.2$, then $t''=0.12$, and finally $t'=0.35$ for the connection between the last dot and the right lead. It is observed that the vanishing of the conductance still occurs although with a small shift in its position. For comparison, the result of Fig.2a in the particle-hole symmetric case is also shown (dashed line).

erties of linear-dot chains once unbiased accurate many-body techniques are used is remarkable.

V. POSSIBLE EXPLANATIONS OF CONDUCTANCE CANCELLATION

A. Interference Between States with $n_{cl} \pm 1$ particles

The results of the previous paragraph suggest that simple symmetry arguments involving just two states of the entire Hilbert space – those closest to $\omega=0$ – should be sufficient to understand the effect. With this in mind, consider the n_{cl} -site-cluster Green-function of interest expanded in the basis of Hamiltonian eigenstates as

$$g_{cl}(\omega) = \sum_l \frac{\langle 0, n_{cl} | c_1 | l, n_{cl} + 1 \rangle \langle l, n_{cl} + 1 | c_{n_{cl}}^\dagger | 0, n_{cl} \rangle}{\omega + E_l - E_0 + i\epsilon} + \sum_m \frac{\langle 0, n_{cl} | c_{n_{cl}}^\dagger | m, n_{cl} - 1 \rangle \langle m, n_{cl} - 1 | c_1 | 0, n_{cl} \rangle}{\omega + E_0 - E_m + i\epsilon}, \quad (2)$$

where $\epsilon \rightarrow 0$ (10^{-7} in practice, and 10^{-2} for the DOS). In $|j, n\rangle$, j labels states of n particles. The Hubbard Hamiltonian is particle-hole (p-h) symmetric if $V_g = -U/2$. The explicit p-h transformation is $c_{i\sigma}^\dagger \rightarrow (-1)^i c_{i\sigma}$. The empty state is mapped into the fully occupied state. It can be shown that $\langle 0, n_{cl} | c_1 | l, n_{cl} + 1 \rangle \rightarrow (-1)^p \langle m, n_{cl} - 1 | c_1 | 0, n_{cl} \rangle$ for $n_{cl} = 2p+1$ or $n_{cl} = 2p$, with $p = \text{integer}$. In addition, $\langle l, n_{cl} + 1 | c_{n_{cl}}^\dagger | 0, n_{cl} \rangle \rightarrow (-1)^r \langle 0, n_{cl} | c_{n_{cl}}^\dagger | m, n_{cl} - 1 \rangle$, where $r = p$ if

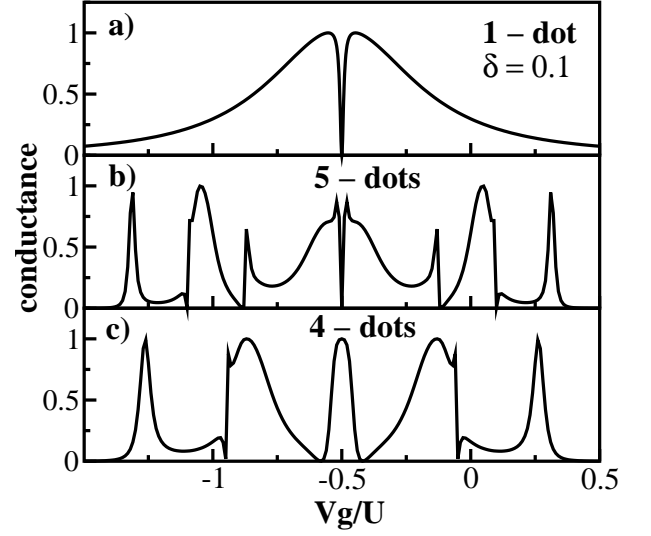


FIG. 6: (a) $G/(e^2/h)$ vs. V_g/U for 1 dot, $t'/t=0.3$, introducing on-site energies $\pm\delta=0.1$ (see text). (b-c) are results for clusters with 5 and 4 dots, showing a rich structure. Parameters are as in Fig. 2a.

$n_{cl}=2p+1$, and $r=p+1$ if $n_{cl}=2p$. Isolating a pair of states $|l, n_{cl} + 1\rangle$ and $|m, n_{cl} - 1\rangle$ connected by the p-h transformation – namely with equal energies relative to E_0 – this leads to a simple contribution to $g_{cl}(\omega)$ of the form $[AB/(\omega + \omega_l + i\epsilon)] \pm [AB/(\omega - \omega_l + i\epsilon)]$, where A, B are numbers and $\omega_l = E_l - E_0$, assumed nonzero. The $+$ ($-$) sign corresponds to an *odd* (*even*) number n_{cl} of cluster sites. Clearly, for $n_{cl} = \text{odd}$, $\text{Re}[g_{cl}(\omega)]$ is odd under $\omega \rightarrow -\omega$, and, thus, it cancels at $\omega=0$. For the other case, $n_{cl} = \text{even}$, there is no cancellation since the real part is even. Since the embedding process cannot generate a nonzero conductance if the cluster has a vanishing Green function, then the overall conductance is zero for $V_g = -U/2$ and n_{cl} odd.

The proof of the results of the previous paragraph has been mainly computational, using the entire Hilbert space for small values of n_{cl} . However, a simpler qualitative understanding can be obtained for example considering $n_{cl}=3$ and using $(|\uparrow\uparrow\downarrow\rangle + |\downarrow\uparrow\downarrow\rangle)/\sqrt{2}$ as a simplified n_{cl} -particle ground-state $|0, n_{cl}\rangle$. For $|l, n_{cl} + 1\rangle$, $c_{-1,\uparrow}^\dagger |0, n_{cl}\rangle$ can be used, and $c_{-1,\downarrow} |0, n_{cl}\rangle$ for $|l, n_{cl} - 1\rangle$. For these simplified states, it can be easily shown that $|l, n_{cl} + 1\rangle$ transforms under p-h to $|l, n_{cl} - 1\rangle$ for $n_{cl} = \text{odd}$, and to $-|l, n_{cl} - 1\rangle$ for $n_{cl} = \text{even}$. After simple algebra, recalling that the matrix elements are real, and being careful with the signs arising from fermionic anti-commutations, the p-h transforms of the matrix elements are found, completing the proof. This $n_{cl}=3$ derivation can easily be extended to arbitrary n_{cl} .

The previous explanation of the anomalous zero conductance emphasizes the competition, and eventual interference, between two states that contribute to the cluster Green function. The key aspect is the relative sign of the matrix elements for the two poles, which leads to interference for an odd number of cluster sites. Let us discuss these aspects more intuitively, and also explain why at $U=0$ the effect is not present.

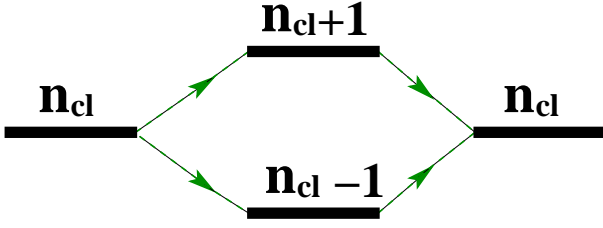


FIG. 7: The two “paths” that lead to the conductance cancellation involve intermediate states of $n_{cl}+1$ and $n_{cl}-1$ electrons.

Consider as example a 5-site cluster with 3 dots (schematically $+o-o-o+$, $o=\text{dot}$, $+=\text{lead site}$). At $U=0$ this cluster, and any cluster with a total number of sites odd and Hamiltonian Eq. 1, has a zero energy eigenvalue. This implies a *degeneracy* between the lowest-energy states with 4, 5, and 6 particles (or $n_{cl}-1$, n_{cl} , $n_{cl}+1$ particles for an n_{cl} (odd) cluster) since populating the zero-energy state has no energy cost. With the Fermi energy of the metal at 0 as well, there is a direct channel for conductance through the dots and no cancellation. However, when U is switched on, the degeneracy is removed since there is a penalization for having a site with two electrons (directly related to an empty site by p-h symmetry). The doubly-occupied site, inevitable for $n_{cl}+1$ electrons on n_{cl} sites, is located with more probability outside the set of N dots, i.e. in the lead segments included in the exactly-solved cluster. This produces a finite but small splitting ΔE , substantially smaller than U . As U increases, a Kondo peak is formed at $V_g = -U/2$, as previously discussed¹⁷, but with a dip of width ΔE in the middle. Note that for n_{cl} even, there is no zero in the cluster and no dip in the conductance. However, states approach zero energy as n_{cl} (even) increases and eventually as $n_{cl} \rightarrow \infty$ a common limit of zero conductance for both n_{cl} odd and even is expected.

The G cancellation arises from the U -induced splitting of the $n_{cl}+1$ and $n_{cl}-1$ states from the n_{cl} ground state. More intuitively, for charge to transport through a cluster or molecule there are two basic processes, that here interfere. In one case an electron first jump to the cluster, leading to $n_{cl}+1$ particles inside, and then an electron exits. In the other case, first an electron leaves the cluster (i.e. $(n_{cl}-1)$ electrons in the cluster intermediate state), and then another gets in. These two intermediate states corresponds to two “paths” in a quantum-mechanical formulation, and they do not need actual different real-space trajectories to interfere with one another (Fig. 7).

B. Two-Paths Interference in a One-dimensional Multidot System

An alternative explanation of the conductance-cancellation effect described in this paper is the following. The n_{cl} -site cluster, with n_{cl} odd, has reflexion symmetry around the central dot (here denoted by 0). This suggests a change of basis defined by $d_{\alpha i \sigma} = (c_{i \sigma} + c_{-i \sigma})/\sqrt{2}$ and $d_{\beta i \sigma} = (c_{i \sigma} - c_{-i \sigma})/\sqrt{2}$, where the sites $i=1,2,\dots$ ($-1,-2,\dots$) are on the right (left) of the

central dot, which is left invariant by this transformation. It can be shown that for just one dot, $N = 1$, the system in the new basis is equivalent to one-dot at the end of a semi-infinite chain coupled to the α band, and decoupled from a β band (as sketched in Fig. 8a, for $\delta=0$). This geometry corresponds to a one-channel Kondo problem, with a concomitant peak in electronic transport. In this new basis, the Green function used to calculate the conductance can be written as $G_{LR}(\omega) = 1/2(G_{\alpha\alpha}(\omega) - G_{\beta\beta}(\omega))$. Then, an interference in the conductance occurs when $G_{\alpha\alpha}(E_F) = G_{\beta\beta}(E_F)$.

As discussed in Sec. IV, consider now a diagonal energy δ at site $i=+1$ and $-\delta$ at $i=-1$ (i.e. immediately to the right and left of the active dot). Transforming the operators, the previously decoupled bands α and β are now effectively connected by a hopping term of strength 2δ (Fig. 8a). In this representation, it is easy to visualize a possible interference between processes involving the direct hopping $\alpha \rightarrow \beta$ and those where jumping to and from the dot is part of the path. This abstract-space representation establishes a connection with the real-space T -geometry interference previously discussed⁵.

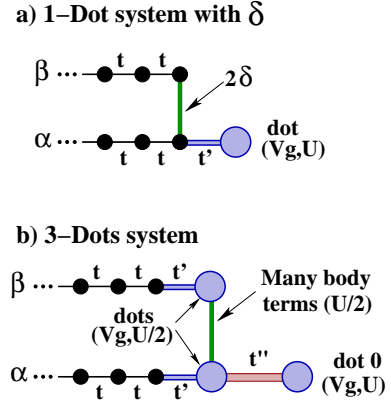


FIG. 8: Illustration of the transformation to the α - β basis described in the text. (a) corresponds to 1-dot with diagonal energies $\pm\delta$ in the sites next to the dot. (b) corresponds to 3-dots.

For $N > 1$ the results are not as conclusive, but still suggestive. Consider as an example $U=0$ and $N=3$. In this case, the two channels α and β , each supplemented by one dot, decouple from one another. The central dot is coupled to the α channel (Fig. 8b). At $U \neq 0$ a “many-body” coupling proportional to $U/2$ links the two channels. This coupling – too cumbersome to write here explicitly – contains “spin-flip” contributions between α and β , density-density interactions, and even a two-electron hopping term. The T -geometry appears once again, suggesting possible interferences, but now with an $\alpha \rightarrow \beta$ effective “hopping” which is very complicated. Nevertheless, this is sufficiently illustrative since for N even none of the two channels α - β have an extra dot attached, and the entire system is effectively linear with no obvious sources of interference, as indeed observed numerically. Then, *N odd and even are fundamentally different in this representation, with the odd having possible sources of interference.*

VI. CONCLUSIONS

Using numerical techniques, in this paper it has been argued that the conductance Kondo peak of an odd number of quantum dots forming a linear array presents nontrivial internal structure in the form of a dip. The calculation has passed many tests, but the authors acknowledge that the reported result is quite unexpected and for this reason other theoretical techniques should be employed to test our predictions. If the present results are confirmed in the near future, the search for the “Kondo dip” in experiments should be carried out. The experimental observation of the conductance dip reported here may require considerable effort. Realizations of the linear-array geometry using atoms and employing STM techniques to measure conductances are difficult. For instance, atoms attract, and three of them on a metallic surface tend to form triangles rather than chains²². In addition, finite temperature effects will likely tend to fill the dip in G , and temperatures even lower than usually employed will be needed to see the effect. At present, the characteristic energy regulating the width of the dip is still unknown since the method used in the paper works only at zero temperature. In spite of these caveats, the interference discussed here is sufficiently novel and interesting that its experimental confirmation and theoretical extension to other types of arrays should be actively pursued.

VII. ACKNOWLEDGMENTS

This work was supported by the NSF grants DMR-0303348 and DMR-0122523. Conversations with Y. Meir, E. Anda, J. Vergés, G. Chiappe, S. Ulloa, L. Glazman, and S. Hershfield are gratefully acknowledged.

VIII. APPENDIX: RESULTS USING OTHER CONVENTIONS

As discussed in Sec.II, the state representing the cluster with an odd number of sites (and dots) used in this effort is the equal-weight sum of the states with total z -component of spin, S_{tot}^z , equal to $1/2$ and $-1/2$. By this procedure the particle-hole symmetry is respected at every step in the calculation. However, other conventions have been used in recent literature. For example, related work in Ref. 23 considers only the cluster state with $S_{\text{tot}}^z=1/2$. With this convention the cluster Green functions for spins $1/2$ and $-1/2$ are different (although their sum is independent of the relative weights of the two states). If these “up” and “down” Green functions are independently dressed through the Dyson formalism, conductances for the “up” and “down” channels are obtained. Individually, *each of these conductances contains a zero* quite similar to the results shown in the bulk of the present paper. However, the location of the zero is different for the two channels, slightly shifted left and right from $V_g/U=-0.5$ (see Fig.9) due to the breaking of the particle-hole symmetry. When the two conductances are added (and dividing by 2), the zeros are no longer present

since the “up” and “down” contributions have the cancellation at different gate voltages. However, even accepting this symmetry-breaking alternative convention to carry out the calculation, two dips are clearly found in the overall result, as also shown in Fig.9. It is expected that the two procedures (with and without explicit particle-hole symmetry in the calculation) will lead to the same result in the bulk limit, and only further work can clarify which convention is the best given the inevitable size constraints of the present numerical technique.

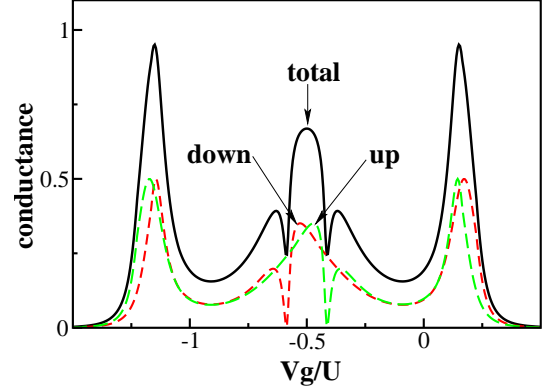


FIG. 9: Conductance vs. gate voltage calculated using a 5 sites (3 dots) cluster state with total spin z -component equal to $1/2$ (as opposed to the equal-weight $1/2$ and $-1/2$ used in the rest of the paper). Shown with dashed lines are the dressed conductances (divided by 2) for the “up” and “down” channels, each showing a zero at values of the gate voltage close to $-0.5U$. The solid line is the sum. In the sum, two dips can be observed. Although the result is quantitatively different using one convention or the other for the spin of the cluster state, the fact that the Kondo peak has internal structure in the form of dips is qualitatively the same in both cases.

Finally, to avoid the cluster ground-state ambiguity problem an alternative geometry sketched in the inset of Fig.10 can be used. In this new system, one extra dot is laterally coupled to the central dot with a hopping amplitude t''' . Clearly, when $t''' \rightarrow 0$ this system is equivalent to the 3 dots system described in the bulk of the paper. For $V_g/U=-0.5$ and one particle per site in the cluster, the extra dot adds one electron to the system studied before giving an $S_{\text{tot}}^z=0$ for the (nondegenerate) ground state. This trick eliminates the “up” and “down” degeneracy at all finite values of t''' (while at $t'''=0$, the degeneracy is recovered). Repeating the calculation as in Fig.2a, the conductance for the new system once again presents a symmetric dip for all the values of t''' investigated, even including the very small t''' regime where the extra dot and linear array are nearly decoupled. Then, once again it is concluded that different procedures to carry out the calculations lead all to the same qualitative conclusions. Both Figs.9 and 10 show that the main point of the present paper remains the same irrespective of the convention: The Kondo peak of quantum-dot arrays with an odd number of dots appears to have internal structure in the form of dips as the gate voltage is varied.

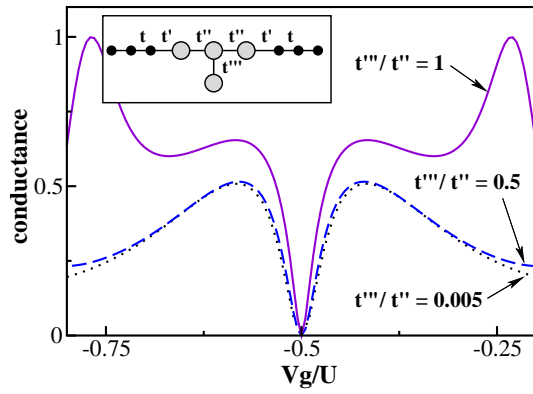


FIG. 10: Conductance vs. gate potential for the T -geometry system (shown in the inset) proposed to avoid the ground-state degeneracy at $V_g/U = -0.5$. The parameters U , t , t' , and t'' are the same as in Fig. 2a. The point line corresponds to results at $t'''/t'' = 0.005$, the dashed line at $t'''/t'' = 0.5$, and the solid line at $t'''/t'' = 1$. The dip is present in all cases.

- ¹ M. A. Kastner, Rev. Mod. Phys. **64**, 849 (1992); W. G. van der Wiel, S. De Franceschi, J. M. Elzerman, T. Fujisawa, S. Tarucha, and L. P. Kouwenhoven, Rev. Mod. Phys. **75**, 1 (2003).
- ² A. Yacoby, M. Heiblum, D. Mahalu, and Hadas Shtrikman, Phys. Rev. Lett. **74**, 4047 (1995).
- ³ U. Fano, Phys. Rev. **124**, 1866 (1961).
- ⁴ V. Madhavan, W. Chen, T. Jamneala, M. F. Crommie, and N. S. Wingreen, Science **280**, 567 (1998).
- ⁵ T.-S. Kim and S. Hershfield, Phys. Rev. **B63**, 245326 (2001). See also A. A. Aligia and C. R. Proetto, Phys. Rev. **B65**, 165305 (2002).
- ⁶ M. L. Ladrón de Guevara, F. Claro, and P. A. Orellana, Phys. Rev. **B67**, 195335 (2003).
- ⁷ Z. Y. Zeng, F. Claro, and A. Pérez, Phys. Rev. **B65**, 085308 (2002). See also Z. Y. Zeng, F. Claro, and W. Yan, cond-mat/0105194.
- ⁸ T.-S. Kim and S. Hershfield, Phys. Rev. **B67**, 235330 (2003). See also Alessandro Silva, Yuval Oreg, and Yuval Gefen, Phys. Rev. **B66**, 195316 (2002).
- ⁹ L. Glazman and R. Raikh, JETP Lett. **47**, 452 (1988); T. K. Ng and P. A. Lee, Phys. Rev. Lett. **61**, 1768 (1988); Y. Meir and N.S. Wingreen, Phys. Rev. Lett. **68**, 2512 (1992).
- ¹⁰ L. P. Kouwenhoven, F. W. J. Hekking, B. J. van Wees, and C. J. P. M. Harmans, C.E. Timmering, C.T. Foxon, Phys. Rev. Lett. **65**, 361 (1990); F. R. Waugh, M. J. Berry, D. J. Mar, R. M. Westervelt, K. L. Campman and A. C. Gossard, Phys. Rev. Lett. **75**, 705 (1995); T. H. Oosterkamp, T. Fujisawa, W. G. van der Wiel, K. Ishibashi, R. V. Hijman, S. Tarucha, and L. P. Kouwenhoven, Nature **395**, 873 (1998); W. Chen, T. Jamneala, V. Madhavan, and M. F. Crommie, Phys. Rev. **B60**, R8529 (1999).
- ¹¹ T. Jamneala, V. Madhavan, and M. F. Crommie, Phys. Rev. Lett. **87**, 256804 (2001); and references therein.
- ¹² W. G. van der Wiel, S. De Franceschi, J. M. Elzerman, S. Tarucha, and L. P. Kouwenhoven, J. Motohisa, F. Nakajima, T. Fukui, Phys. Rev. Lett. **88**, 126803 (2002).
- ¹³ M. Pustilnik and L. I. Glazman, Phys. Rev. Lett. **87**, 216601 (2001); W. Hofstetter and H. Schoeller, Phys. Rev. Lett. **88**, 016803 (2001).
- ¹⁴ Also note that some previous calculations using second order (in the Hubbard U) perturbation theory have not found the subtle effects reported in this paper (see A. Oguri, Phys. Rev. **B63**, 115305 (2001); and references therein). The origin of the discrepancy may simply arise from the different accuracy in the many-body techniques employed, but this issue remains to be investigated. However, note that our cancellation of conductance for an odd number of dots leads in a natural manner to the Hubbard insulator limit expected at density one electron per site, as the number of dots grows.
- ¹⁵ E. Dagotto, Rev. Mod. Phys. **66**, 763 (1994).
- ¹⁶ V. Ferrari, G. Chiappe, E.V. Anda, M.A. Davidovich, Phys. Rev. Lett. **82**, 5088, (1999).
- ¹⁷ C.A. Büsser, E.V. Anda, A.L. Lima, Maria A. Davidovich and G. Chiappe, Phys. Rev. **B62**, 9907 (2000).
- ¹⁸ H. Jeong, A.M. Chang, M.R. Melloch, Science **293** 2221 (2001).
- ¹⁹ t'' can be modified by controlling the tunneling to and from the central dot using other appropriate voltages.
- ²⁰ D. Golhaber-Gordon, J. Göres, Hadas Shtrikman, D. Mahalu, U. Meirav, M.A. Kastner, contribution to 24th International Conference on the Physics of Semiconductors, D. Gershoni ed., Jerusalem, Israel (1998); and references therein.
- ²¹ δ here could represent a bias potential that splits the Kondo peak, similarly as observed by S. De Franceschi, R. Hanson, W. G. van der Wiel, J. M. Elzerman, J. J. Wijkema, T. Fujisawa, S. Tarucha, and L. P. Kouwenhoven, cond-mat/0203146. Finite- T effects likely reduce the dip depth.
- ²² M. F. Crommie, private communication.
- ²³ G. Chiappe and J. A. Vergés, *Transport through an interacting system connected to leads*, preprint.