

# Classical trajectories in quantum transport at the band center of bipartite lattices with or without vacancies

G. Chiappe,<sup>1,2</sup> E. Louis,<sup>1</sup> M. J. Sanchez,<sup>2</sup> and J. A. Verges<sup>3</sup>

<sup>1</sup>Departamento de Física Aplicada and Unidad Asociada del Consejo Superior de Investigaciones Científicas, Universidad de Alicante, San Vicente del Raspeig, Alicante 03690, Spain.

<sup>2</sup>Departamento de Física J.J. Giambiagi, Facultad de Ciencias Exactas y Naturales, Universidad de Buenos Aires, Ciudad Universitaria, 1428 Buenos Aires, Argentina

<sup>3</sup>Departamento de Teoría de la Materia Condensada, Instituto de Ciencia de Materiales de Madrid (CSIC), Cantoblanco, Madrid 28049, Spain.

(Dated: April 14, 2024)

Here we report on several anomalies in quantum transport at the band center of a bipartite lattice with vacancies that are surely due to its chiral symmetry, namely: no weak localization effect shows up, and, when leads have a single channel the transmission is either one or zero. We propose that these are a consequence of both the chiral symmetry and the large number of states at the band center. The probability amplitude associated to the eigenstate that gives unit transmission resembles a classical trajectory both with or without vacancies. The large number of states allows to build up trajectories that elude the blocking vacancies explaining the absence of weak localization.

PACS numbers: 73.63.Fg, 71.15.Mb

Bipartite lattices. The possibility that qualitative differences between models with pure diagonal or non-diagonal disorder may exist, have attracted a considerable interest since Dyson's work on a phonon model in one dimension<sup>1</sup>. For instance it has been reported that non-diagonal disorder promotes a delocalization transition at  $E = 0$ <sup>2,3,4</sup>. Although this raised a controversy regarding the general statement saying that the particular type of disorder should not matter in a single parameter scaling theory<sup>5</sup>, in recent years a different view has emerged which ascribes that transition to the peculiar properties of bipartite lattices. These lattices are characterised by the electron-hole symmetry of the spectrum (also known as chiral symmetry) and, while diagonal disorder efficiently breaks this symmetry, pure non-diagonal disorder does not. More recently, however, it has been shown<sup>6</sup> that, at  $E = 0$ , standard exponential localization occurs in a system with vacancies (a defect that also preserves chirality), reopening the mentioned controversy.

Here we report on some anomalies in transport properties at the band center of bipartite lattices that are indeed related to chirality, namely: i) the absence of weak localization<sup>7,8</sup>, and, ii) when single channels leads are connected to cavities with or without vacancies, the transmission is either zero or one. We show that these anomalies are associated to the existence of ballistic classical trajectories which are possible due to chiral symmetry and the large number of states at  $E = 0$ .

We illustrate these ideas on cavities of the square lattice with vacancies. The Hamiltonian. We consider a tight-binding Hamiltonian in  $L \times L$  clusters of the square lattice with a single atomic orbital per lattice site,

$$\hat{H} = \sum_{m,n} t_{m,n} |n\rangle \langle m| + \sum_{m,n} t_{m,n}^0 |n\rangle \langle m| \quad (1)$$

$t_{m,n} = t_{n,m}$

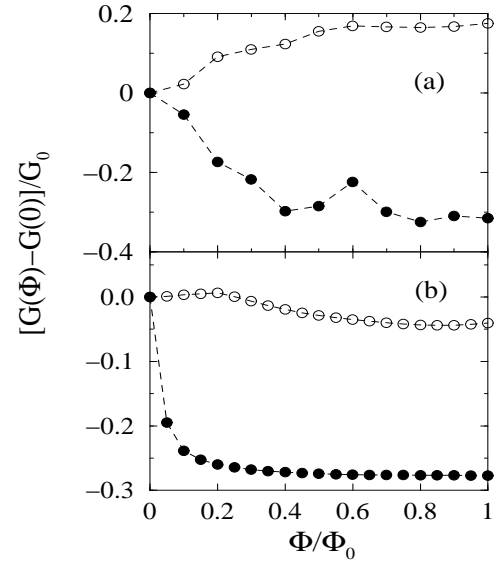


FIG. 1: Change in the conductance versus magnetic flux (both in units of their respective quanta) in: a)  $78 \times 78$  clusters with 78 vacancies (1200 realizations were included) and leads of width  $W = 4$  connected at opposite corners of the cavity, and b)  $6 \times 6$  clusters with 6 vacancies (all realizations were included in the calculation) and leads of width 1 connected at opposite corners of the cavity. The results correspond to  $E = 0$  (filled circles) and  $E = 0.1$  (empty circles).

where  $|n\rangle$  represents an atomic orbital at site  $(m,n)$ , and  $t_{m,n}$  its energy (in the perfect system all were taken equal to zero). For zero magnetic field the hopping energies between nearest-neighbor sites (the symbol  $\langle \rangle$  denotes that the sum is restricted to nearest-neighbors) were taken equal to 1. A vacancy was introduced at site  $(m,n)$  by taking  $t_{m,n} = 1$ . On the other hand, for finite magnetic field, and using Landau's gauge, the

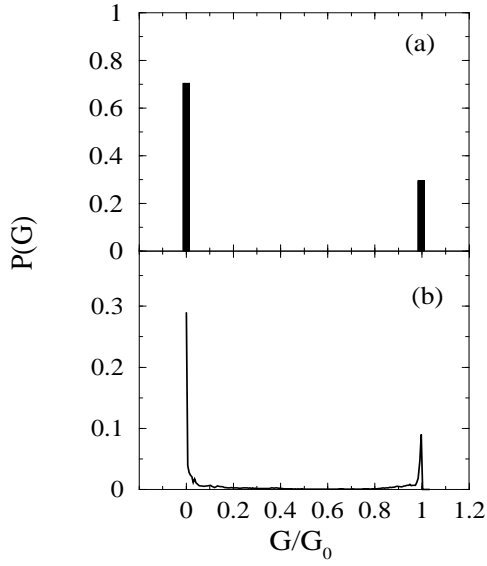


FIG. 2: Conductance distribution in  $6 \times 6$  cavities with 6 vacancies (all realizations were included) and leads of width 1 connected at opposite corners of the cavity. The results correspond to  $E = 0$  (a) and  $E = 0.1$  (b).

hopping energy from site  $(m, n)$  to site  $(m', n')$  is written as  $t_{m, n, m', n'} = \exp[-i\phi] \exp[-(L-1)^2/(2\ell^2)]$ , where  $\phi$  is the magnetic flux and  $\ell$  the magnetic flux quantum. In the absence of defects this system has  $L$  eigenstates at the band center with momentum  $k = (k_x, k_y)$  such that  $k_x + k_y = \pi$  (the lattice constant is hereafter taken as the length unit). Once the cavity was connected to leads of width  $W$ , the conductance  $G$  was calculated by means of Green's function techniques<sup>9</sup>. Quantum transport anomalies in bipartite lattices with vacancies. In Fig. 1 we plot the results for the conductance versus magnetic flux in two cases. In the upper panel results for a rather large cavity with leads of width  $W = 4$  are reported. It can be noted that while at an energy close to the band center the weak localization effect clearly shows up, just at the band center the conductance unambiguously decreases with the magnetic flux<sup>8</sup>. The lower panel of the figure provides further support to this result. It shows the results of a calculation on a rather small cluster which includes all possible configurations of disorder. Again at the band center no weak localization effect is present. At  $E = 0.1$ , instead, we observe a clean increase of  $G$  up to a flux in which an abrupt change of slope is noted. The latter is probably an effect of level crossing. In any case, this results confirms that obtained on the larger cluster. The conductance distribution obtained on  $6 \times 6$  clusters with 6 vacancies and leads of width 1 connected at opposite corners of the cavity are shown in Fig. 2. All disorder realizations were included in the calculation. At the band center the distribution is reduced to two  $\delta$ -functions at  $G = 0$  and  $G_0$ , i.e., the cavity either does not conduct or behaves as a purely ballistic system with unit transmission. Similar behavior is obtained for other

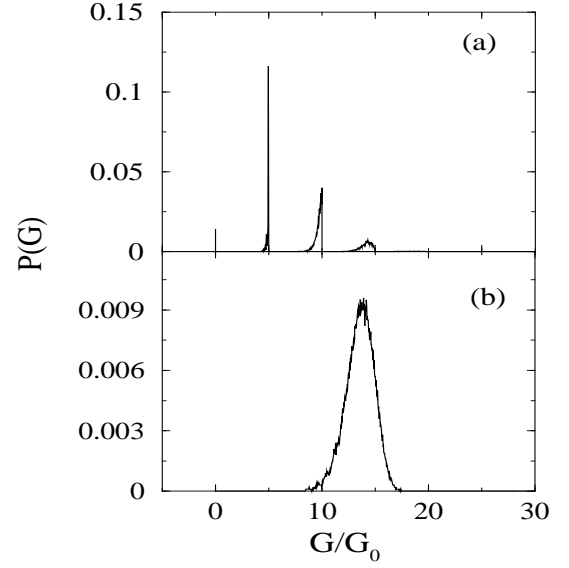


FIG. 3: Conductance distribution in  $L \times L$  cavities with  $L$  vacancies connected to leads of width  $L$ . The results correspond to  $L = 6$  (a) and  $L = 30$  (b). For  $L = 6$  all realizations were included while for  $L = 30$  the distribution was calculated with 300000 realizations. The x-axis in the upper panel should be divided by 5.

cluster sizes and averaging on different disorder configurations. This is no longer the case at a finite energy (still quite close to the band center) as shown in the lower panel of the figure. Fig. 3 illustrates how increasing the leads width and cavity size affect the rather odd result found at  $E = 0$ <sup>6</sup>. The conductance distribution for the  $6 \times 6$  cavity with  $W = 6$  leads and 6 vacancies, although still show peaks at  $G = G_0/2$ ;  $2G_0$ ; ... they are no longer  $\delta$ -functions. Increasing the system size shows the expected tendency towards a gaussian distribution. The probable causes of these results are discussed below.

**Classical trajectories.** At this stage we wish to identify the nature of the state that, at zero magnetic field, contributes to the current with exactly one conductance quantum in the case of leads of width  $W = 1$  (see below). Working within the Green functions formalism does not allow to single out a given state as Green functions contain information of all states at a particular energy. Then, as and it is evident that only one of the states at  $E = 0$  is participating in the current we should look for an alternative procedure. We have chosen trying to identify which Hamiltonian contains the information we are looking for. In order to center the discussion let us focus on a defect free  $L \times L$  cluster with leads of width 1 connected at opposite corners of the cavity. Diagonalizing such a cluster with two negative imaginary parts added to the diagonal energies of the sites at which the leads are connected, gives  $L - 1$  eigenstates with real energy at  $E = 0$ . Displacing the leads from the corners reduces the number of these eigenstates. None of the probabil-

ity densities associated to these states seem to be related to the unit transmission found in this case. What actually happens is that, in order to build up an eigenstate which travels from one lead to the other, one should diagonalize a Hamiltonian which includes a large portion of the leads. When this is done, the eigenstate missing from the  $L$  set shows up. Now, to establish a current we have added to the diagonal energies at the two lead ends a positive and a negative imaginary part, respectively, which is a practical way to introduce the source and sink required to produce a current. This procedure splits an eigenstate from the  $L$  degenerate set at  $E = 0$  which is precisely the one that contributes to the current. The result obtained on a  $30 \times 30$  defect free cluster connected to leads of length 100 is shown in the upper panel of Fig. 4. The figure shows the probability density associated to the just mentioned eigenstate. Interestingly enough it is noted that the image is much like a classical ray. We have checked that all of the rest of the  $L - 1$  eigenstates remain localized within the cavity. Introducing vacancies slightly distorts this straight trajectory but still keeping the classical picture we have in mind. The results for the same cavity with 30 vacancies are shown in the middle panel of Fig. 4. The system has enough degrees of freedom (see below) to build up a trajectory that eludes the blocking vacancies. Of course, as this is not always possible, the average conductance is reduced by the presence of vacancies (see below). Nonetheless, the classical picture of Fig. 4 offers an explanation to the odd conductance distribution of Fig. 2 reduced to just two peaks at 0 and  $G_0$ . However, as shown in the lower panel of Fig. 4, a magnetic field put in evidence the quantum signature of that state, destroying the classical picture and, as a consequence, the transmission is reduced. Thus, the conductance histogram (not shown here) is no longer similar to that of Fig. 2. How are these results related to the absence of the weak localization effect shown in Fig. 1? As already observed in<sup>10</sup>, the change in  $G$  for small magnetic fields is negligible small unless a "stopper" is placed on the cavity to prevent direct transmission. On semiclassical grounds, the magnitude of the weak-localization correction was derived to be<sup>11</sup>  $G(\phi) = G(0) / (T_{cl} R_{cl})$  where  $T_{cl}$  and  $R_{cl}$  are the classical transmission and reflection probabilities respectively. Therefore if a trajectory eludes the vacancies (as in Fig. 4),  $R_{cl} = 0$  and the weak localization correction is suppressed. This explains the absence of the weak localization effect. Besides, the spreading of the probability amplitude shown in Fig. 4, is the cause of the decrease in conductance as the field is switched on.

Discussion. Now the question is how can the system manage to build up a wavefunction that avoids scattering with vacancies. Building up a wavefunction localized along lines requires combinations of a sufficiently large number of momenta. This is actually possible due to the  $L$  available momenta with  $k_x + k_y = 0$  that, in the defect free cavity, are associated to the eigenstates at  $E = 0$ . By combining the wave functions of this linear space in




FIG. 4: Probability density associated to the eigenfunction that gives unit transmission in a  $30 \times 30$  cluster connected to leads of width  $W = 1$  at opposite corners of the cavity. Upper panel: zero magnetic flux and no vacancies. Middle panel: zero magnetic flux and 30 vacancies (also shown in the figure by means of rhombi). Lower panel: same as upper panel with a magnetic flux  $\phi = 0.1 \phi_0$  (in this case transmission is reduced to 1/2).

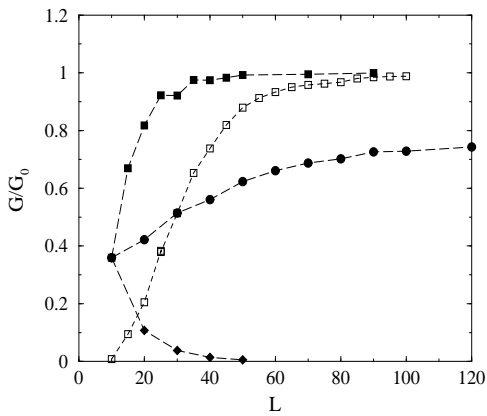


FIG. 5: Average conductance at the band center in  $L \times L$  clusters of the square lattice with leads of width 1 connected at opposite corners, versus cluster size. The results correspond to: a fixed number of vacancies  $N_v$  ( $N_v = 10$  filled squares, and  $N_v = 30$  empty squares)  $N_v = L$  (filled circles) and  $N_v = 0.1 L^2$  (filled diamonds). The number of disorder realizations included in the calculations was  $10L^2$ .

the reciprocal lattice, and others with energy positive and negative very close to zero, it is possible to construct trajectories in real space which are straight lines parallel or perpendicular to that space. States with energies positive and negative participate with the same weight, to guarantee that the total energy is zero. This has been verified by projecting the wavefunctions of Fig. 4 (upper and middle panel) onto the eigenstates of the isolated cavity. When leads of width  $W = 1$  are attached to the cavity, there are leads positions for which there is a perfect matching between the wavefunctions of the cavity and those of the semi-infinite leads and, thus, perfect transmission. This occurs more rarely as the leads width increases. For other energies, the manifold of constant energy correspond to an arbitrary curve in  $k$ -space. In addition, the energies in its vicinity are not symmetrically distributed. All this does not allow, in general, to construct one dimensional curves in real space. Is the chiral symmetry of the lattice which guarantees that this manifold is a straight line just at  $E = 0$ . In three dimensions (a cubic lattice) a similar effect shows up. If leads of width  $W = 1$  are connected to opposite corners of a cube of side  $L$  the conductance is exactly one quan-

tum. It can be easily checked that in such a cube there are  $3L - 2$  eigenstates with zero energy contained in the plane  $k_x + k_y + k_z = 3\pi/2$ . However, this only holds for  $L$  odd.

Scaling. It is interesting to investigate how the above results scale with the system size. As shown in Fig. 5, when the number of vacancies is constant the conductance increases with  $L$  reaching 1 at a size which depends on the actual number of vacancies. This shows that as far as the number of eigenstates at  $E = 0$  removed by the defects remains finite, the fraction of disorder realizations for which the conductance is zero will vanish. If the number of vacancies is proportional to the linear size of the system (in the figure we show results for  $L$  vacancies)  $G$  again increases with  $L$  although our results do not elucidate whether it reaches unity for large system size. Finally, for a constant defect concentration the conductance goes exponentially to zero as in the case of leads of width  $W = L$ <sup>6</sup>.

Experimental implementation. Is it possible to detect this effect? In recent years quantum corrals have been assembled by depositing a closed line of atoms or molecules on noble metal surfaces<sup>12,13,14,15</sup>. In these systems the local density of states (DOS) reveals patterns that remind the wave functions of two dimensional non-interacting electrons under the corresponding confinement potential. These systems would be candidates in order to detect the effect here described. The transport must be done now in the plane of the surface, not orthogonal to it. Also, Carbon atoms can be inserted into the quantum corral. When this atom is in the Kondo regime produces a local depletion in the density of states which can simulate the effect of vacancies in our model, allowing to make up arbitrary distributions (in number and location) of them. Another possibility is to build up a dot array<sup>16</sup> on a square lattice with a number of electrons that exactly half fill one of the bands of the array. Controlling the gate potential applied to a particular dot, it can be put into or out of resonance, simulating in this way the existence of vacancies in the array.

Partial financial support by the Spanish MICYT (grant MAT2002-04429-C03), the Argentinians UBACYT (x210 and x447) and Fundación Antorchas, and the University of Alicante are gratefully acknowledged. We are thankful to C. Tejedor for interesting remarks.

<sup>1</sup> F. J. Dyson, Phys. Rev. 92, 1331 (1953).

<sup>2</sup> P. W. Brouwer, C. Mudry, B. D. Simons, and A. A. Haldane, Phys. Rev. Lett. 81, 862 (1998).

<sup>3</sup> J. A. Verges, Phys. Rev. B 65, 054201 (2001).

<sup>4</sup> T. Guhr, A. Müller-Groeling, and H. A. Weidenmüller, Phys. Rep. 299, 189 (1998).

<sup>5</sup> E. N. Economou, Green's Functions in Quantum Physics (Springer-Verlag, Berlin, 1983).

<sup>6</sup> G. Chiappe, and M. J. Sanchez, cond-mat/0303068, and

Phys. Rev. B, in press.

<sup>7</sup> C. Mudry, P. W. Brouwer, and A. Furusaki, Phys. Rev. B 62, 8249 (2000).

<sup>8</sup> E. Louis, and J. A. Verges, Phys. Rev. B 63, 115310 (2001).

<sup>9</sup> J. A. Verges, Comput. Phys. Commun. 118, 71 (1999).

<sup>10</sup> R. A. Jalabert, H. U. Baranger and A. D. Stone, Phys. Rev. Lett. 65, 2442 (1990).

<sup>11</sup> Y. Takane and K. Nakamura, J. Phys. Soc. Jpn. 66, 2977 (1997).

- <sup>12</sup> D . M . Eigler and E . K . Schweizer, Nature 344, 524 (1990)
- <sup>13</sup> M . F . Crommie, C . P . Lutz and D . M . Eigler, Science 262 218 (1993)
- <sup>14</sup> E . J . Heller et al., Nature 363 464 (1994)
- <sup>15</sup> H . C . Manoharan, C . P . Lutz and D . M . Eigler, Nature 403 512 (2000)
- <sup>16</sup> D . Weiss, G . Lutjering, and K . Richter, Chaos, Solitons and fractals 8, 1337 (1997).